



Sentenced detention: 2011–12

This fact sheet provides information about young people in sentenced detention in 2011–12.

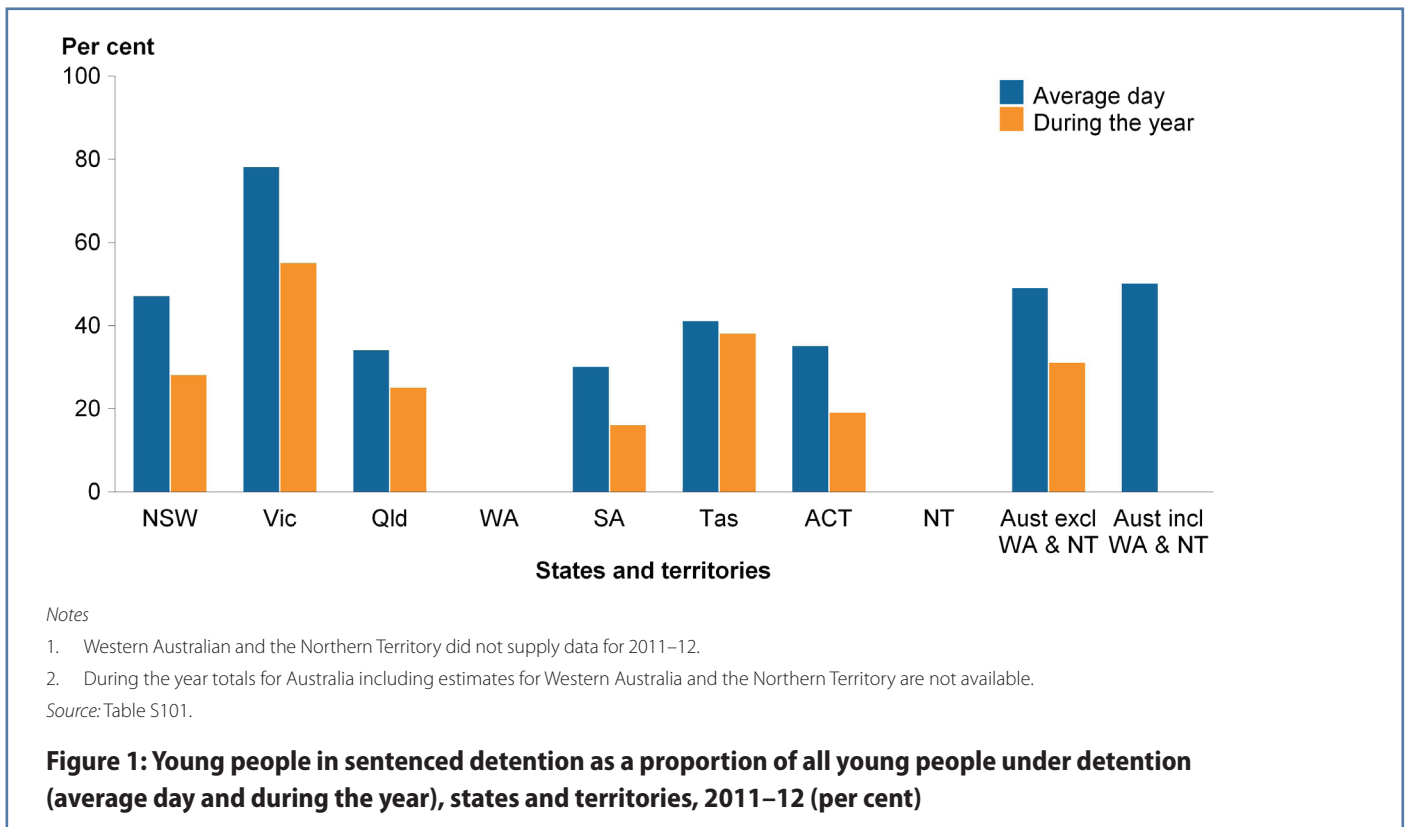
Young people may be sentenced to a period of detention if proven guilty in a court. This includes young people who have received orders such as control orders, revocation of parole and youth residential orders. They may also be in detention when they are unsentenced—that is, when they have been charged with an offence and are awaiting the outcome of their court matter, or when they have been found or pleaded guilty and are awaiting sentencing (see the *Unsentenced detention: 2011–12* fact sheet in this series for more details).

Young people in sentenced detention

Half (500 young people, or 50%) of all young people in detention on an average day in 2011–12 were sentenced

(Figure 1 and Table S101). Less than half (30–47%) of those in detention on an average day were sentenced in all states and territories except Victoria, where 78% were sentenced (excluding Western Australia and the Northern Territory; see Box 1).

The high proportion in Victoria reflects the ‘dual track’ sentencing system in that state, where young people aged 18–20 may be sentenced to detention in a youth facility rather than adult prison. This results in a larger proportion of young people in sentenced detention. When only those aged 10–17 were considered, about 53% of young people in detention in Victoria on an average day were sentenced (tables S69 and S111).



Just under one-third (31%) of all young people in detention in 2011–12 were in sentenced detention at some time during the year (Figure 1). The difference between the proportions of young people in detention on an average day and during the year highlights the typically longer duration of periods of sentenced detention.

Nationally, more than one-third (36%) of young people in sentenced detention on an average day were Indigenous (43% if estimates for Western Australia and the Northern Territory are included) (Table S101). This proportion varied considerably among the states and territories for which data were available, ranging from 11% in Victoria to 60% in Queensland.

Almost three in five (58%) young people in sentenced detention on an average day were aged 14–17 (Table S111). More than half of young people in sentenced detention were aged 14–17 in all states and territories except Victoria. In Victoria, most (70%) young people in sentenced detention were aged 18 and over, most likely due to the dual track system mentioned previously.

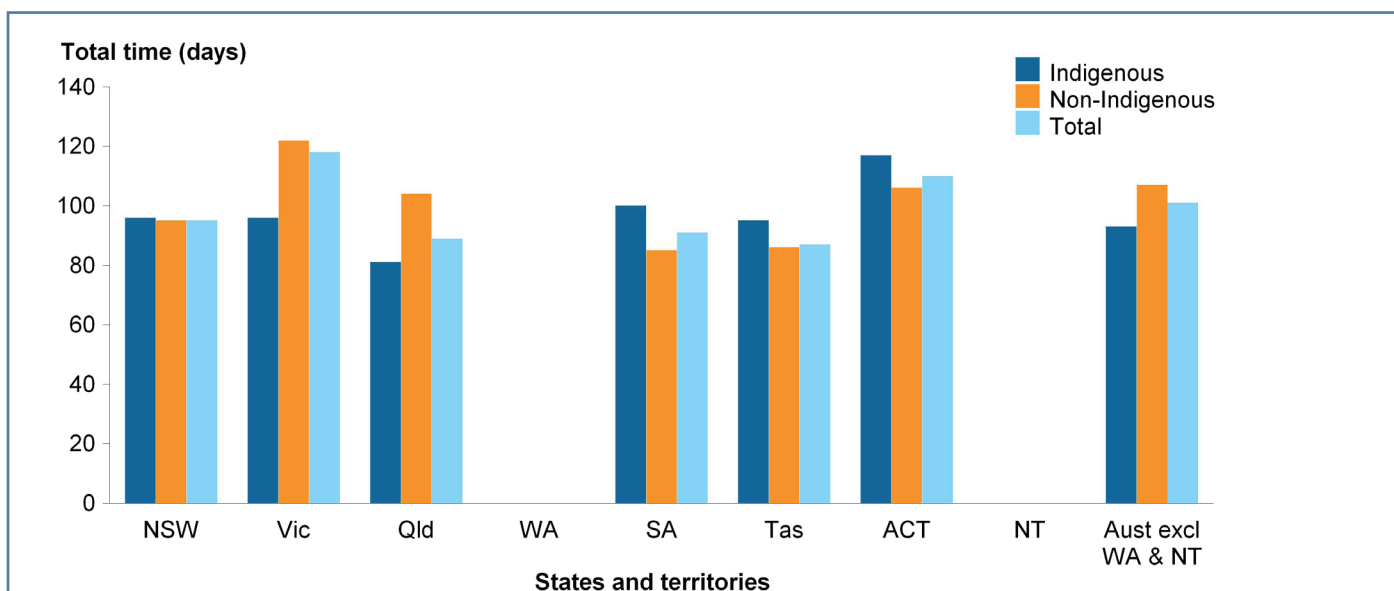
Time in sentenced detention

The median length of individual completed periods of sentenced detention was almost 2 months (about

8 weeks or 55 days), which was significantly longer than periods of unsentenced detention (4 days) (tables S114 and S107). There was wide variation among the jurisdictions for which data were available, with the median length of sentenced detention periods ranging from about 6 weeks (41 days) in New South Wales to almost 14 weeks (95 days) in the Australian Capital Territory (Table S114).

Some young people spent more than one period in sentenced detention during the year. When all the time spent in sentenced detention in 2011–12 is considered, young people spent about 14 weeks (101 days), on average, in sentenced detention during the year (Figure 2). This was considerably longer than unsentenced detention (about 5 weeks, or 38 days) (Table S108). Young people spent the least total amount of time in sentenced detention, on average, in Tasmania (12 weeks, or 87 days) and the most in Victoria (17 weeks, or 118 days).

In 2011–12, Indigenous young people tended to complete shorter periods of sentenced detention than non-Indigenous young people (7 weeks, or 48 days compared with almost 9 weeks, or 61 days) (Table S114). They also spent a total of 2 weeks less, on average, in sentenced detention during the year than non-Indigenous young people (13 weeks, or 93 days compared with 15 weeks, or 107 days) (Figure 2).



Note: Western Australian and the Northern Territory did not supply data for 2011–12.

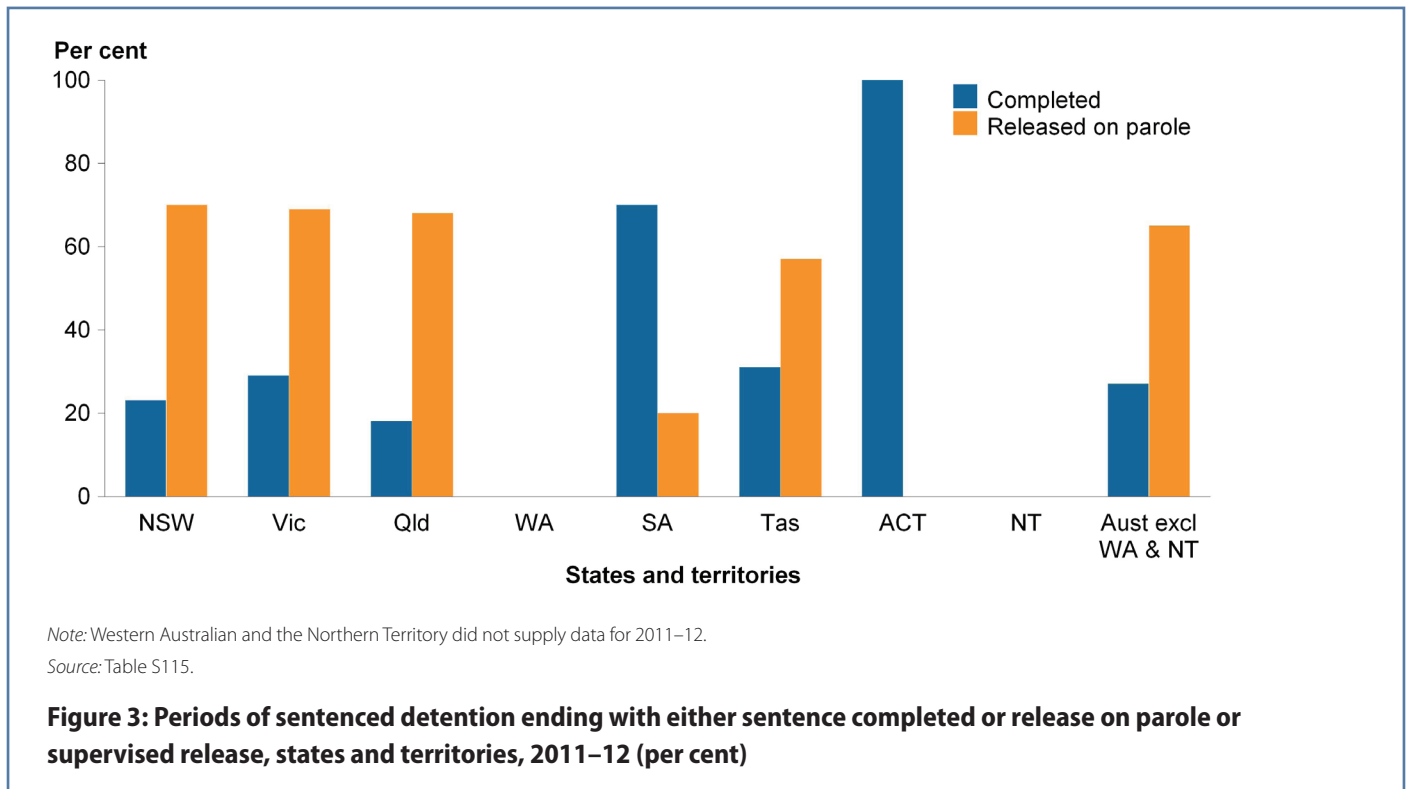
Source: Table S116.

Figure 2: Average total amount of time young people spent in sentenced detention during the year by Indigenous status, states and territories, 2011–12

Completion of sentenced detention periods

Most (65%) sentenced detention periods that ended in 2011–12 did so with the young person being released on parole (also known as supervised release) (Figure 3). Just over one-quarter (27%) ended with the period being completed (the remainder ended for other reasons, including transfer).

However, there were substantial differences among the states and territories. All periods of sentenced detention that ended in 2011–12 in the Australian Capital Territory did so with the sentence being completed, as did most (70%) in South Australia. In the remaining states and territories, the majority (57–70%) of completed periods ended with the young person being released on parole.



Box 1: Youth justice supervision fact sheets

This is one of a series of fact sheets on youth justice supervision in 2011–12 published by the Australian Institute of Health and Welfare (AIHW). The fact sheets can be downloaded for free from the AIHW website at <http://www.aihw.gov.au/publications/youth-justice/>.

Western Australia and the Northern Territory did not supply standard data for 2011–12. Where possible, national estimates including Western Australia and the Northern Territory are reported in this fact sheet. National estimates include non-standard data for Western Australia and standard 2007–08 data for the Northern Territory, and are rounded to the nearest 5 young people. Where national estimates could not be calculated, totals excluding Western Australia and the Northern Territory are reported. Non-standard data are not published as they are not sufficiently comparable, and Western Australia and the Northern Territory are not included in state and territory comparisons.

The supplementary data tables (those with a prefix of S) referred to in this fact sheet accompany the bulletin *Youth justice in Australia 2011–12: an overview*, and can be downloaded from <http://www.aihw.gov.au/publication-detail/?id=60129543149&tab=3>.

Technical and data quality information, including definitions of key terms in this fact sheet, is available from <http://www.aihw.gov.au/youth-justice/data-quality/>.

For more information about young people under youth justice supervision, see <http://www.aihw.gov.au/youth-justice/>.

© Australian Institute of Health and Welfare 2013 

This product, excluding the AIHW logo, Commonwealth Coat of Arms and any material owned by a third party or protected by a trademark, has been released under a Creative Commons BY 3.0 (CC BY 3.0) licence. Excluded material owned by third parties may include, for example, design and layout, images obtained under licence from third parties and signatures. We have made all reasonable efforts to identify and label material owned by third parties.

You may distribute, remix and build upon this work. However, you must attribute the AIHW as the copyright holder of the work in compliance with our attribution policy available at www.aihw.gov.au/copyright/. The full terms and conditions of this licence are available at <http://creativecommons.org/licenses/by/3.0/au/>.

Enquiries relating to copyright should be addressed to the Head of the Communications, Media and Marketing Unit, Australian Institute of Health and Welfare, GPO Box 570, Canberra ACT 2601.

This publication is part of the Australian Institute of Health and Welfare's Youth justice fact sheet series. A complete list of the Institute's publications is available from the Institute's website www.aihw.gov.au.

ISBN 978-1-74249-459-3

ISSN 2202-1841

Suggested citation

Australian Institute of Health and Welfare 2013. Youth justice fact sheet no. 06. Sentenced detention: 2011–12. Cat. no. JUV 17. Canberra: AIHW.

Australian Institute of Health and Welfare

Board Chair Dr Andrew Refshauge

Director David Kalisch

Any enquiries about or comments on this publication should be directed to:

Communications, Media and Marketing Unit

Australian Institute of Health and Welfare

GPO Box 570

Canberra ACT 2601

Tel: (02) 6244 1032 Email: info@aihw.gov.au

Published by the Australian Institute of Health and Welfare

Please note that there is the potential for minor revisions of data in this report. Please check the online version at www.aihw.gov.au for any amendments.