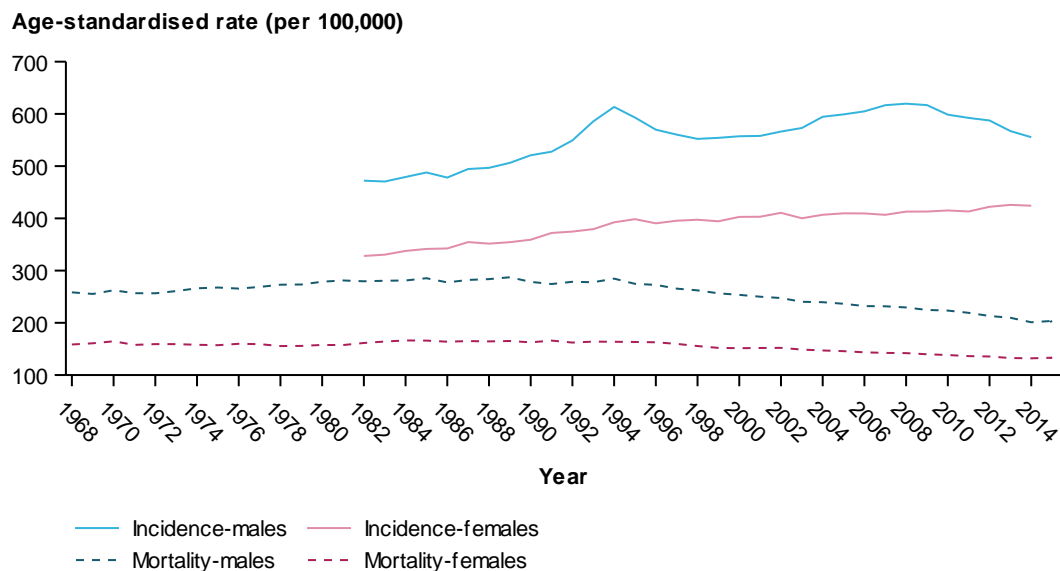


Figures for all cancers combined

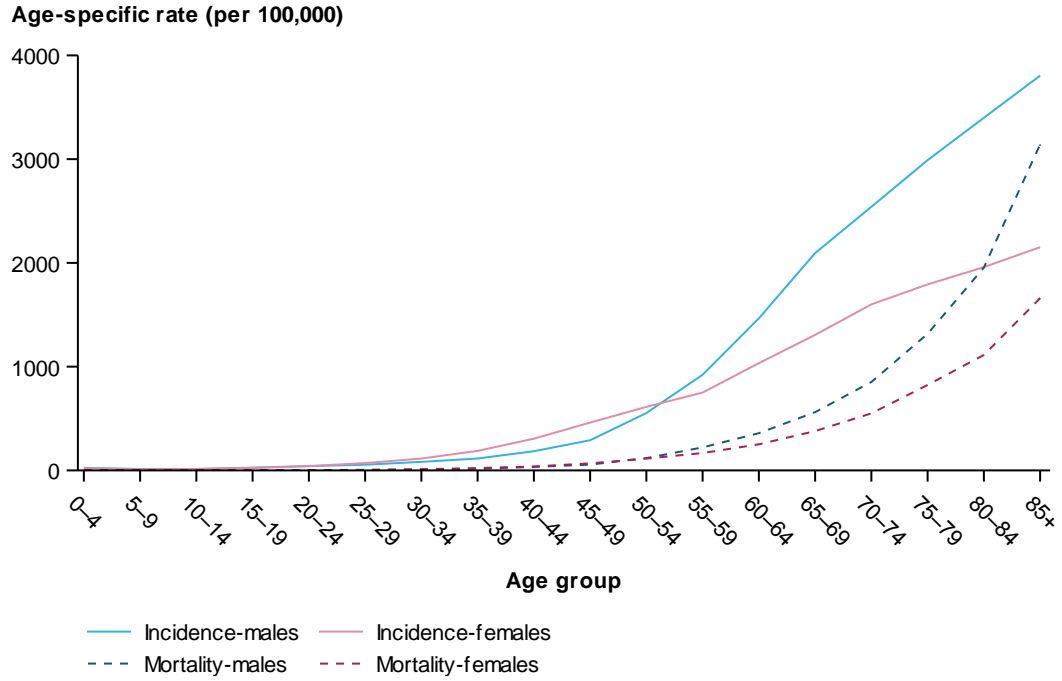
Age-standardised incidence and mortality rates of all cancers combined, by year



Notes

1. Comprises ICD-10 codes C00–C97, D45, D46, D47.1, D47.3–D47.5.
2. Rates are expressed per 100,000 population and age standardised to the 2001 Australian Standard Population.
3. Deaths registered in 2013 and earlier are based on the final version of cause of death data, deaths registered in 2013 are based on the revised version and deaths registered in 2014 and 2015 are based on preliminary versions and are subject to further revision by the ABS.

Age-specific incidence (2014) and mortality rate (2015) of all cancers combined, by age group

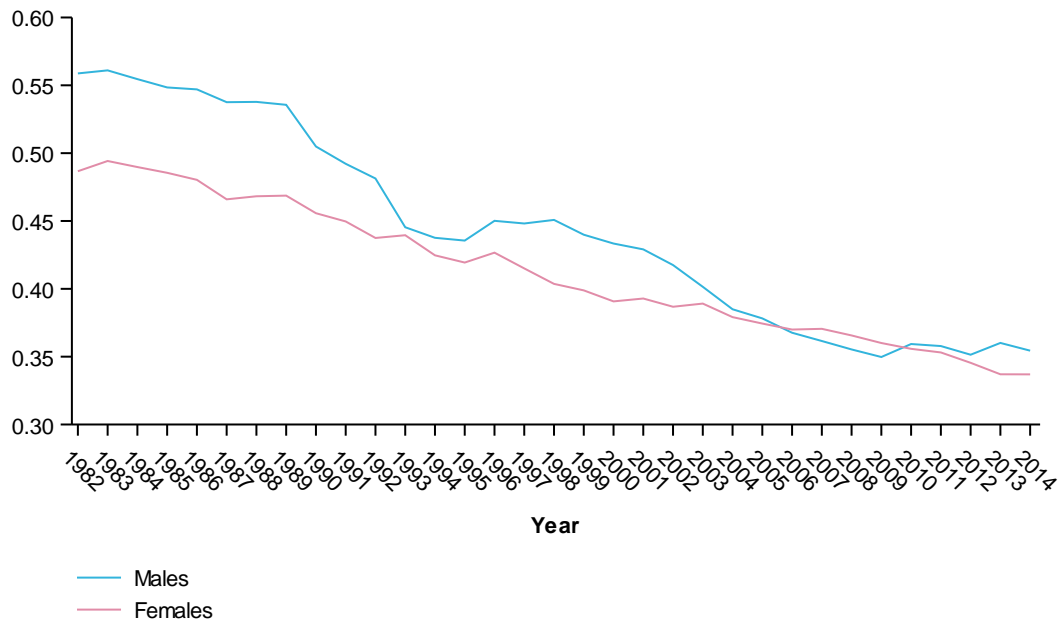


Notes

1. Comprises ICD-10 codes C00–C97, D45, D46, D47.1, D47.3–D47.5.
2. Deaths in 2015 are based on the year of registration of death.

Mortality-to-incidence ratio of all cancers combined, by year

Mortality-Incidence-Ratio

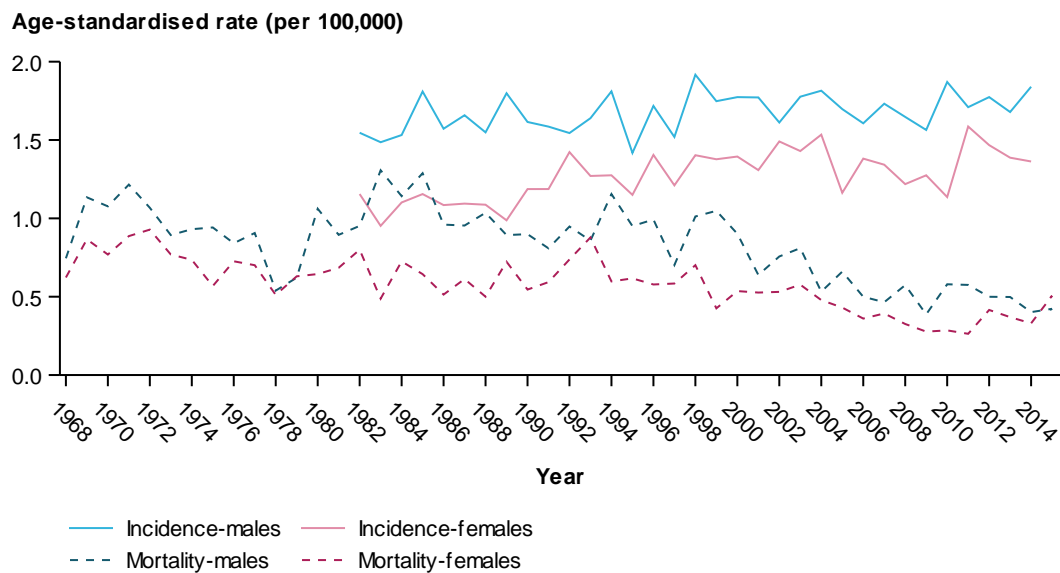


Notes

1. Comprises ICD-10 codes C00–C97, D45, D46, D47.1, D47.3–D47.5.
2. Deaths registered in 2013 and earlier are based on the final version of cause of death data, deaths registered in 2013 are based on the revised version and deaths registered in 2014 and 2015 are based on preliminary versions and are subject to further revision by the ABS.

Figures for acute lymphoblastic leukaemia

Age-standardised incidence and mortality rates of acute lymphoblastic leukaemia, by year

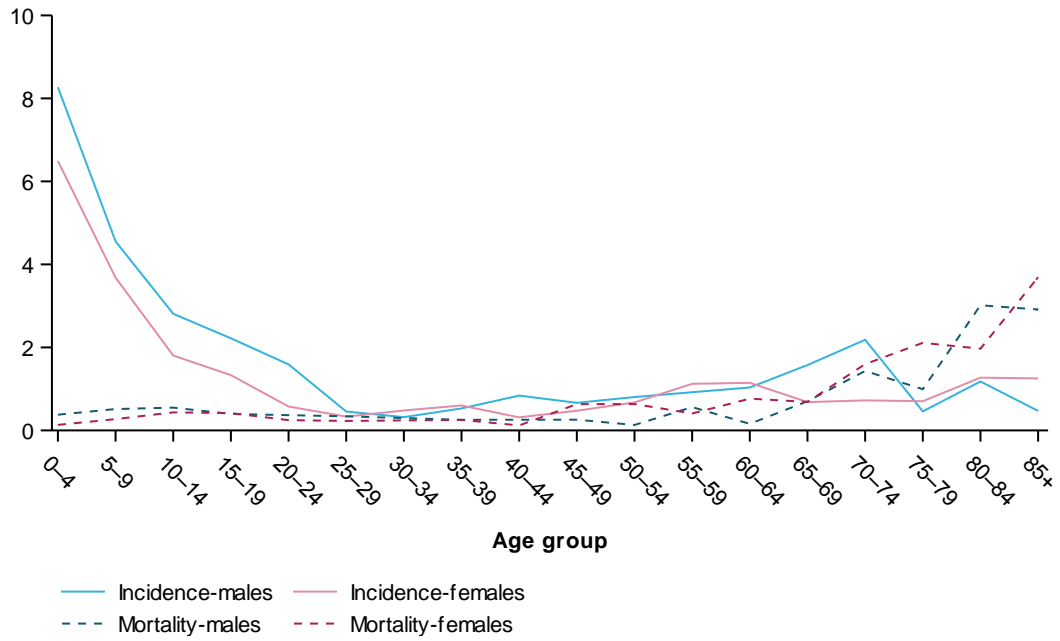


Notes

1. Comprises ICD-10 codes C91.0.
2. Rates are expressed per 100,000 population and age standardised to the 2001 Australian Standard Population.
3. Deaths registered in 2013 and earlier are based on the final version of cause of death data, deaths registered in 2013 are based on the revised version and deaths registered in 2014 and 2015 are based on preliminary versions and are subject to further revision by the ABS.

Age-specific incidence (2014) and mortality rate (2015) of acute lymphoblastic leukaemia, by age group

Age-specific rate (per 100,000)

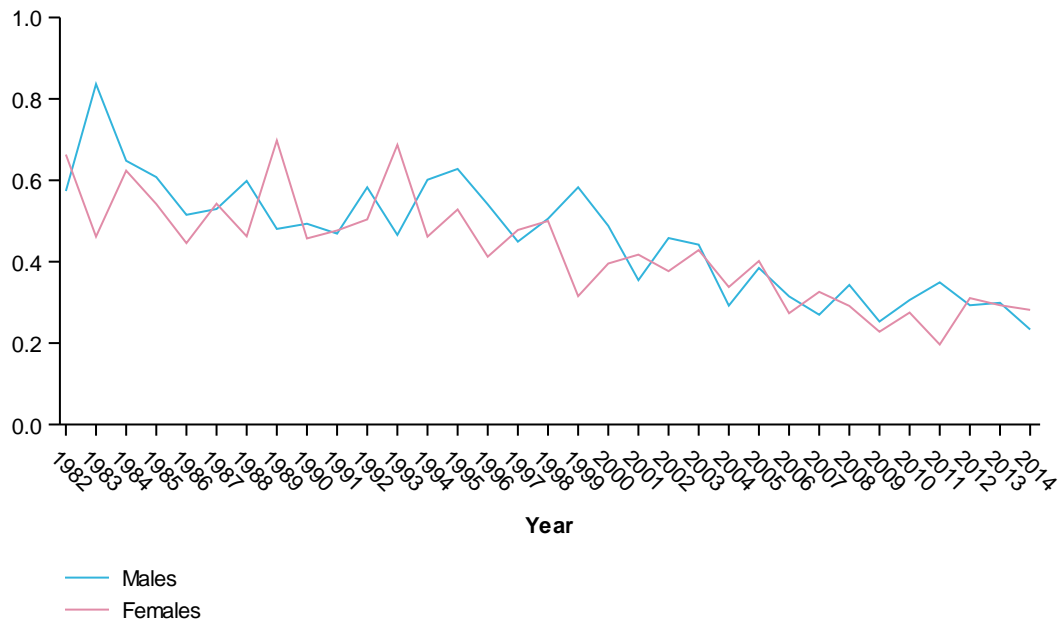


Notes

1. Comprises ICD-10 codes C91.0.
2. Deaths in 2015 are based on the year of registration of death.

Mortality-to-incidence ratio of acute lymphoblastic leukaemia, by year

Mortality-Incidence-Ratio

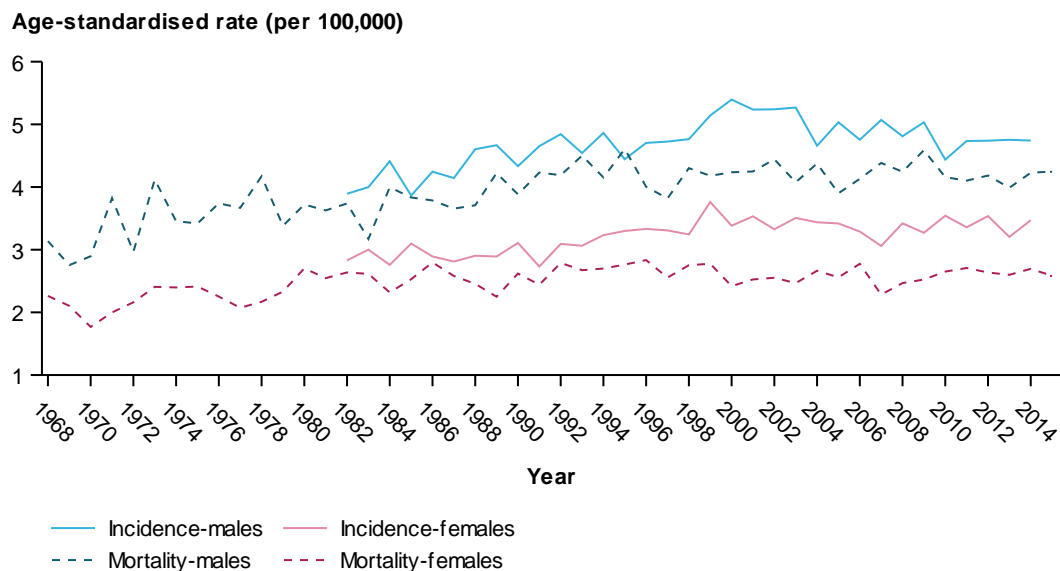


Notes

1. Comprises ICD-10 codes C91.0.
2. Deaths registered in 2013 and earlier are based on the final version of cause of death data, deaths registered in 2013 are based on the revised version and deaths registered in 2014 and 2015 are based on preliminary versions and are subject to further revision by the ABS.

Figures for acute myeloid leukaemia

Age-standardised incidence and mortality rates of acute myeloid leukaemia, by year

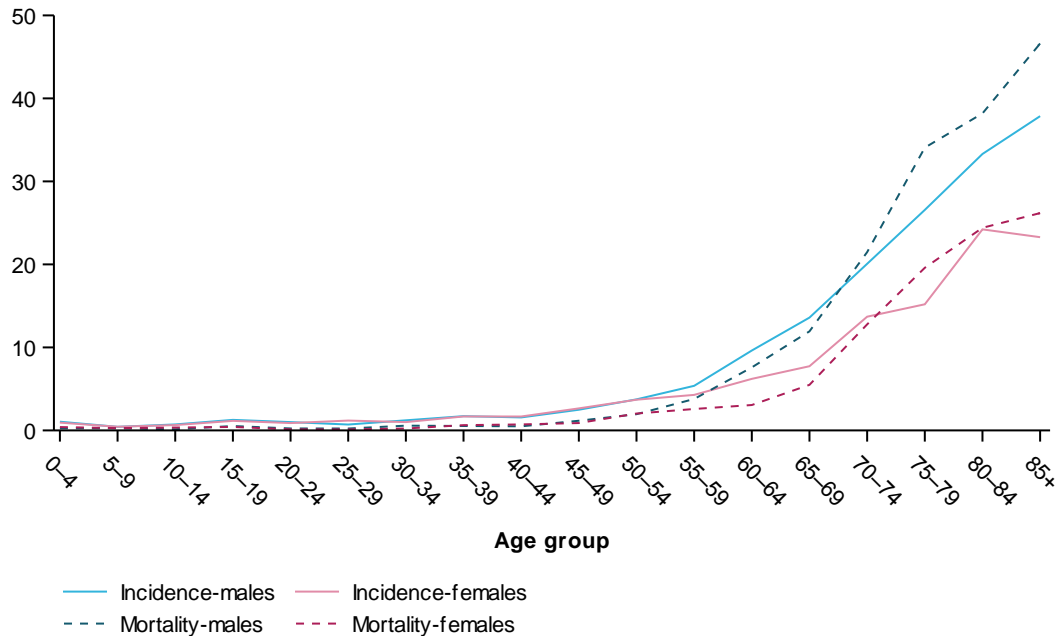


Notes

1. Comprises ICD-10 codes C92.0, C92.3–C92.6, C92.8, C93.0, C94.0, C94.2, C94.4–C94.5.
2. Rates are expressed per 100,000 population and age standardised to the 2001 Australian Standard Population.
3. Deaths registered in 2013 and earlier are based on the final version of cause of death data, deaths registered in 2013 are based on the revised version and deaths registered in 2014 and 2015 are based on preliminary versions and are subject to further revision by the ABS.

Age-specific incidence (2014) and mortality rate (2015) of acute myeloid leukaemia, by age group

Age-specific rate (per 100,000)

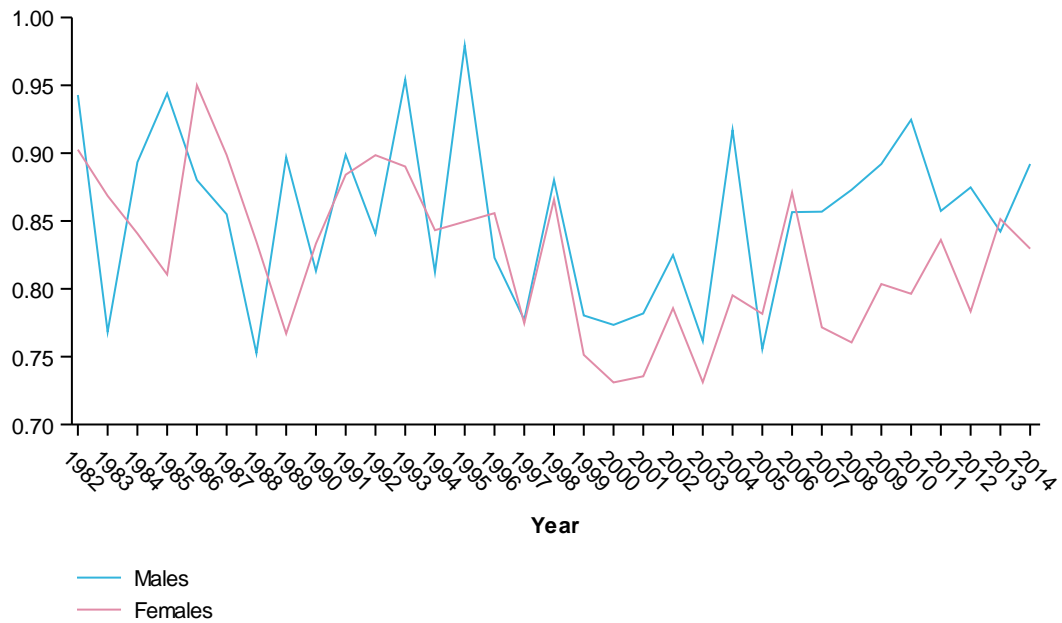


Notes

1. Comprises ICD-10 codes C92.0, C92.3–C92.6, C92.8, C93.0, C94.0, C94.2, C94.4–C94.5.
2. Deaths in 2015 are based on the year of registration of death.

Mortality-to-incidence ratio of acute myeloid leukaemia, by year

Mortality-Incidence-Ratio

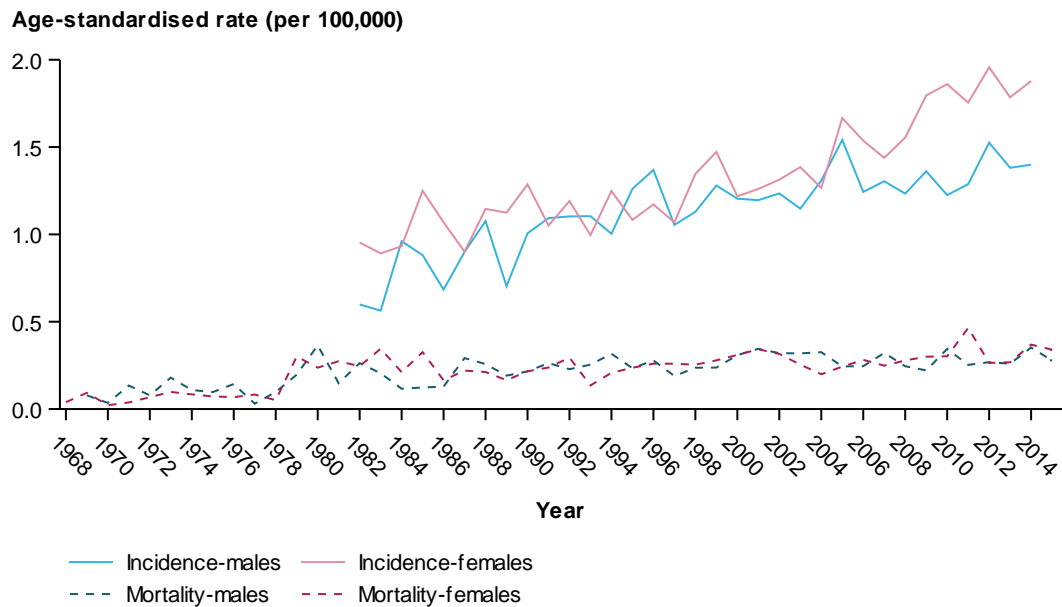


Notes

1. Comprises ICD-10 codes C92.0, C92.3–C92.6, C92.8, C93.0, C94.0, C94.2, C94.4–C94.5.
2. Deaths registered in 2013 and earlier are based on the final version of cause of death data, deaths registered in 2013 are based on the revised version and deaths registered in 2014 and 2015 are based on preliminary versions and are subject to further revision by the ABS.

Figures for anal cancer

Age-standardised incidence and mortality rates of anal cancer, by year

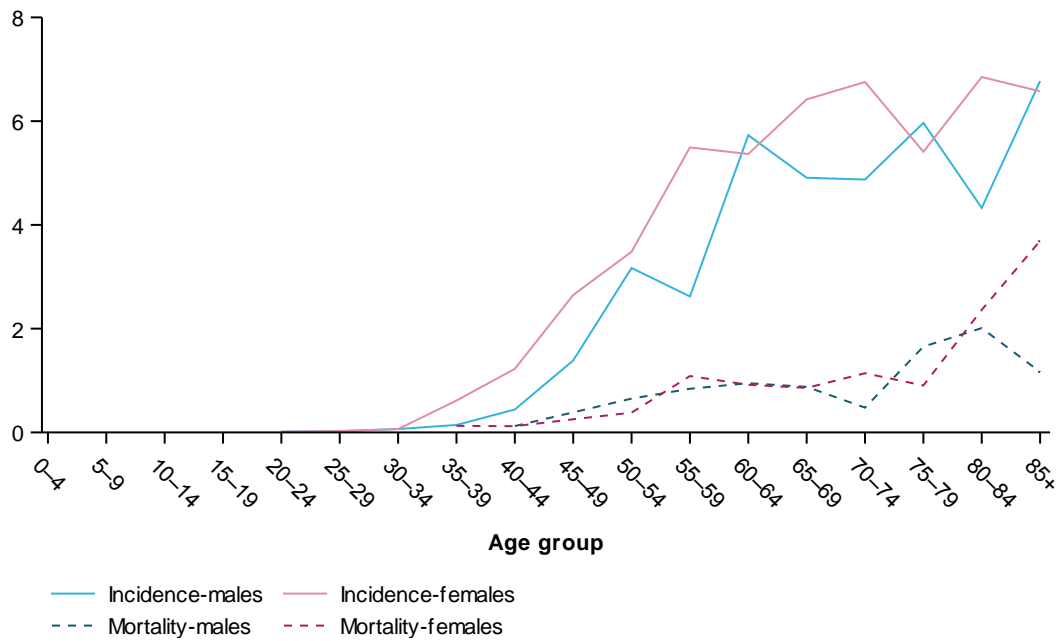


Notes

1. Comprises ICD-10 codes C21.
2. Rates are expressed per 100,000 population and age standardised to the 2001 Australian Standard Population.
3. Deaths registered in 2013 and earlier are based on the final version of cause of death data, deaths registered in 2013 are based on the revised version and deaths registered in 2014 and 2015 are based on preliminary versions and are subject to further revision by the ABS.

Age-specific incidence (2014) and mortality rate (2015) of anal cancer, by age group

Age-specific rate (per 100,000)

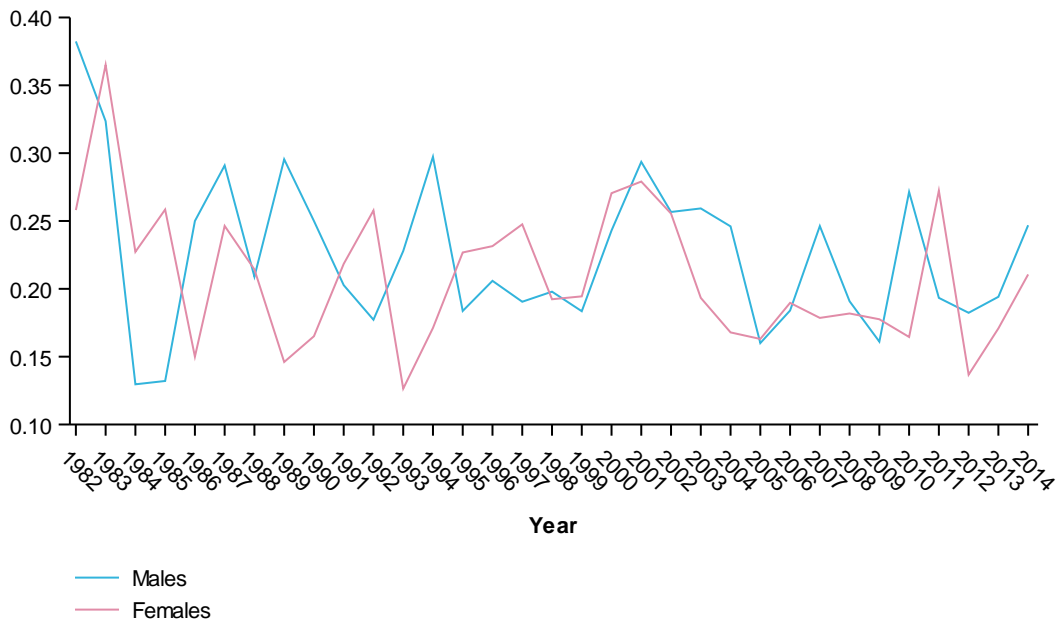


Notes

1. Comprises ICD-10 codes C21.
2. Deaths in 2015 are based on the year of registration of death.

Mortality-to-incidence ratio of anal cancer, by year

Mortality-Incidence-Ratio



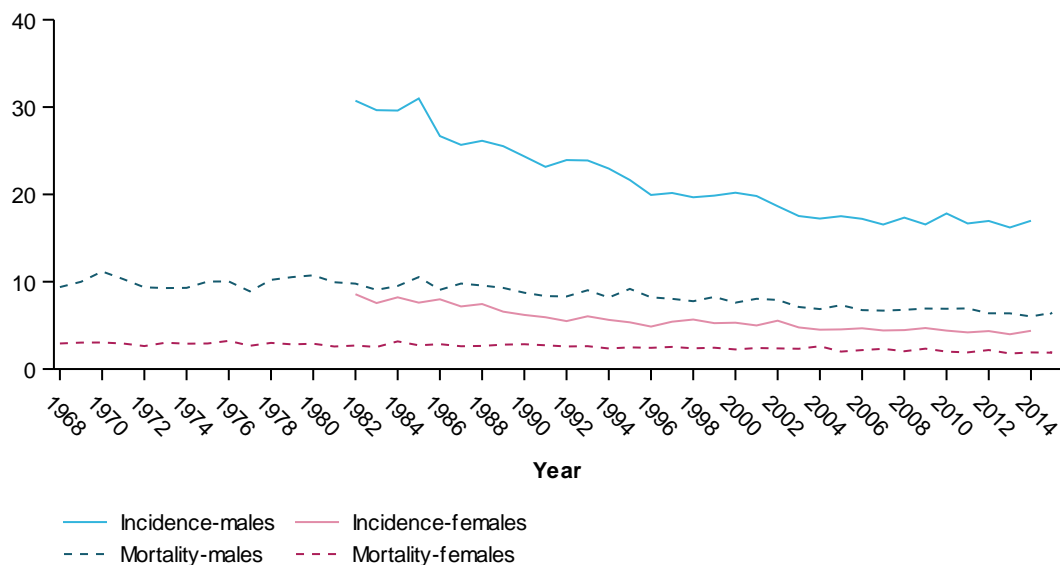
Notes

1. Comprises ICD-10 codes C21.
2. Deaths registered in 2013 and earlier are based on the final version of cause of death data, deaths registered in 2013 are based on the revised version and deaths registered in 2014 and 2015 are based on preliminary versions and are subject to further revision by the ABS.

Figures for bladder cancer

Age-standardised incidence and mortality rates of bladder cancer, by year

Age-standardised rate (per 100,000)

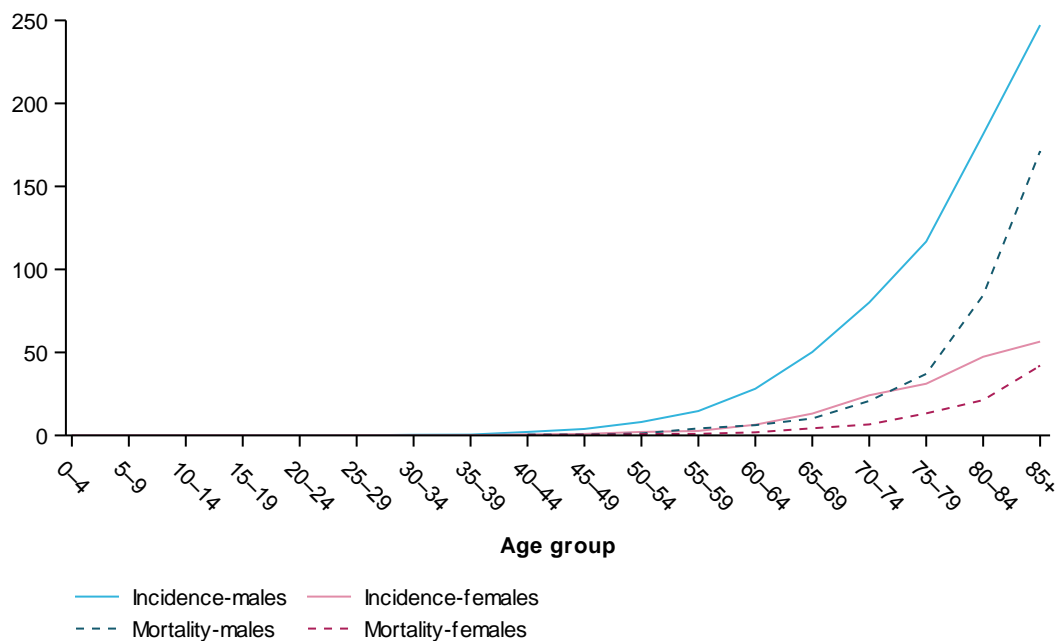


Notes

1. Comprises ICD-10 codes C67.
2. Rates are expressed per 100,000 population and age standardised to the 2001 Australian Standard Population.
3. Deaths registered in 2013 and earlier are based on the final version of cause of death data, deaths registered in 2013 are based on the revised version and deaths registered in 2014 and 2015 are based on preliminary versions and are subject to further revision by the ABS.

Age-specific incidence (2014) and mortality rate (2015) of bladder cancer, by age group

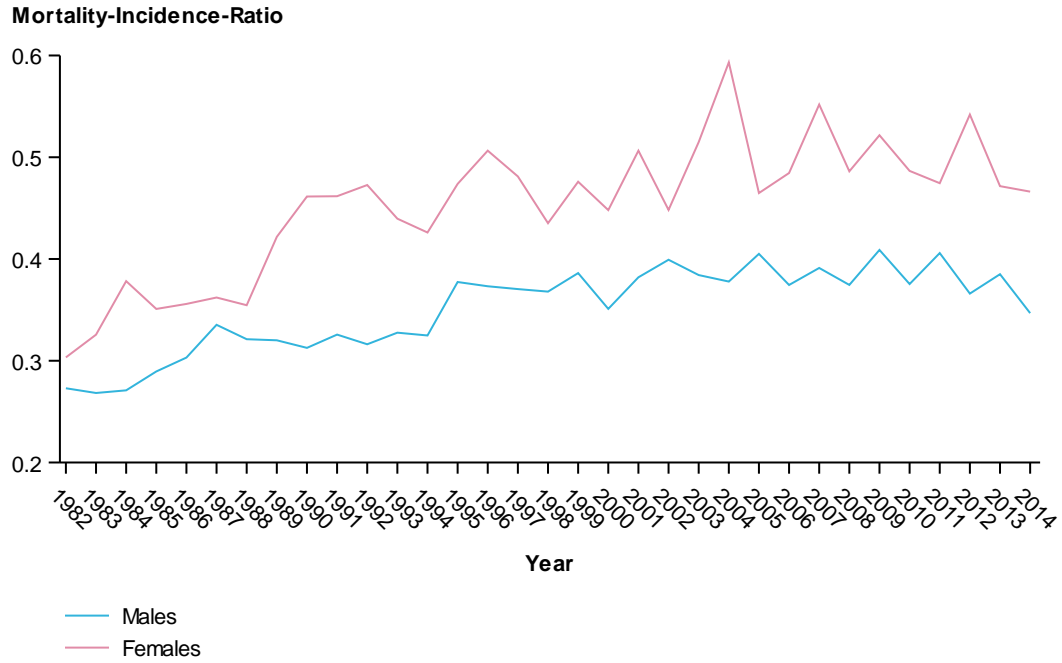
Age-specific rate (per 100,000)



Notes

1. Comprises ICD-10 codes C67.
2. Deaths in 2015 are based on the year of registration of death.

Mortality-to-incidence ratio of bladder cancer, by year



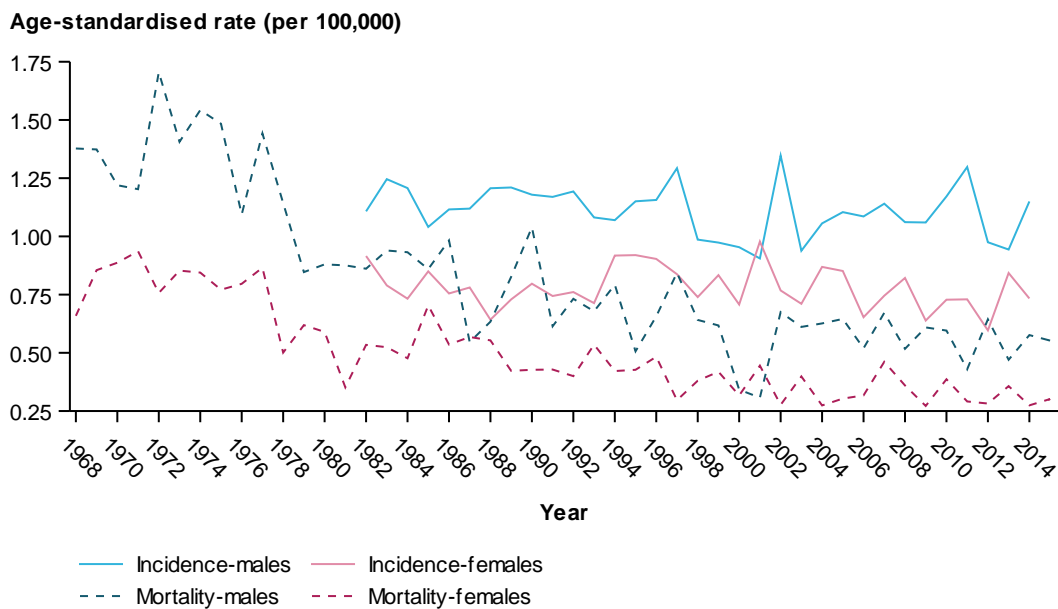
Notes

1. Comprises ICD-10 codes C67.

2. Deaths registered in 2013 and earlier are based on the final version of cause of death data, deaths registered in 2013 are based on the revised version and deaths registered in 2014 and 2015 are based on preliminary versions and are subject to further revision by the ABS.

Figures for bone cancer

Age-standardised incidence and mortality rates of bone cancer, by year

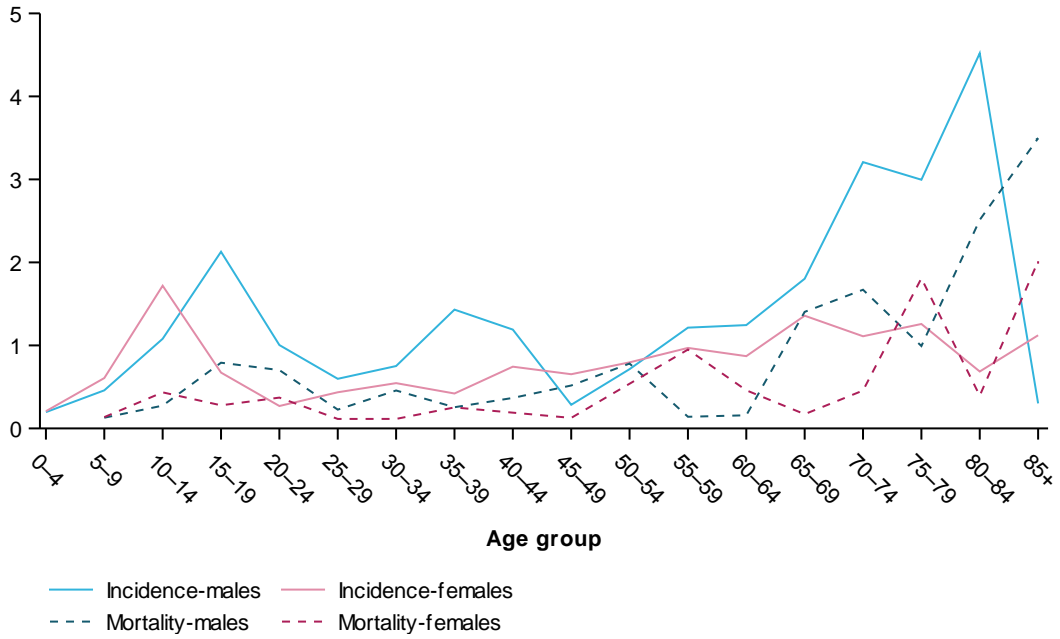


Notes

1. Comprises ICD-10 codes C40–C41.
2. Rates are expressed per 100,000 population and age standardised to the 2001 Australian Standard Population.
3. Deaths registered in 2013 and earlier are based on the final version of cause of death data, deaths registered in 2013 are based on the revised version and deaths registered in 2014 and 2015 are based on preliminary versions and are subject to further revision by the ABS.

Age-specific incidence (2014) and mortality rate (2015) of bone cancer, by age group

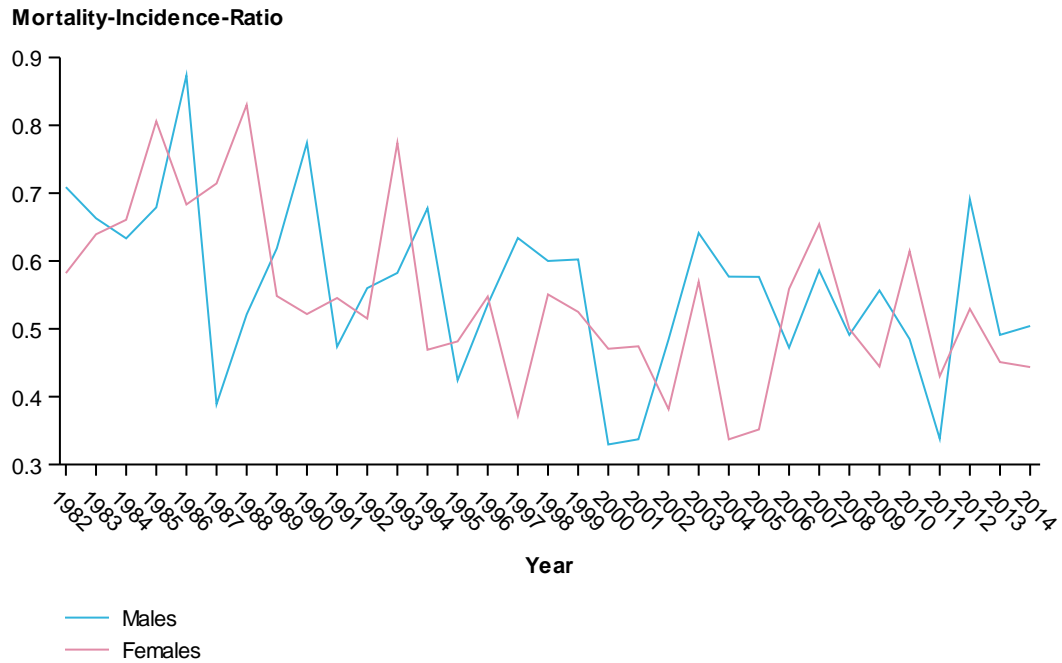
Age-specific rate (per 100,000)



Notes

1. Comprises ICD-10 codes C40-C41.
2. Deaths in 2015 are based on the year of registration of death.

Mortality-to-incidence ratio of bone cancer, by year

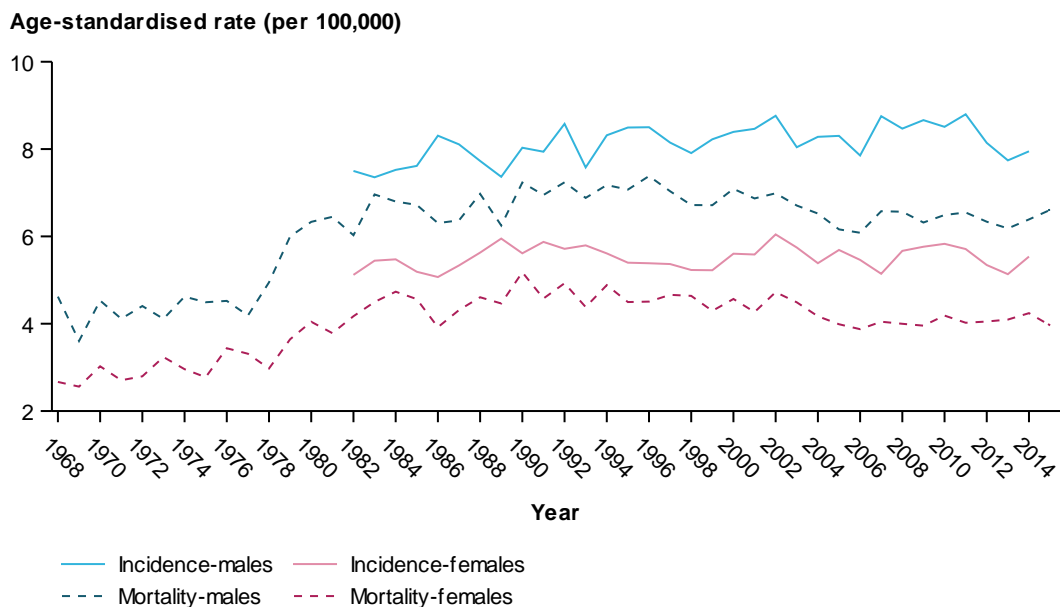


Notes

1. Comprises ICD-10 codes C40–C41.
2. Deaths registered in 2013 and earlier are based on the final version of cause of death data, deaths registered in 2013 are based on the revised version and deaths registered in 2014 and 2015 are based on preliminary versions and are subject to further revision by the ABS.

Figures for brain cancer

Age-standardised incidence and mortality rates of brain cancer, by year

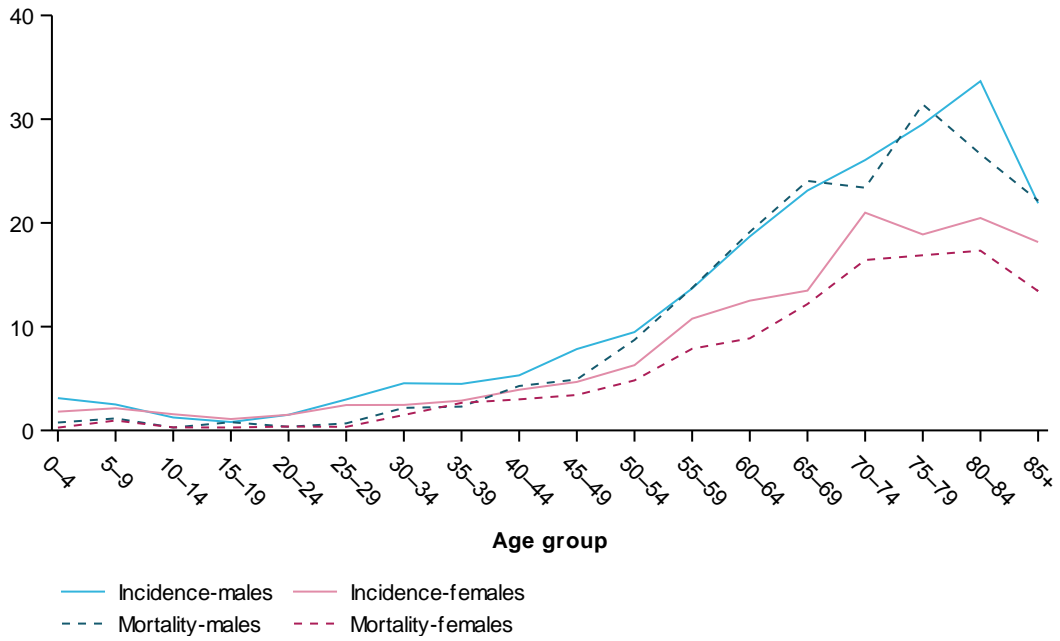


Notes

1. Comprises ICD-10 codes C71.
2. Rates are expressed per 100,000 population and age standardised to the 2001 Australian Standard Population.
3. Deaths registered in 2013 and earlier are based on the final version of cause of death data, deaths registered in 2013 are based on the revised version and deaths registered in 2014 and 2015 are based on preliminary versions and are subject to further revision by the ABS.

Age-specific incidence (2014) and mortality rate (2015) of brain cancer, by age group

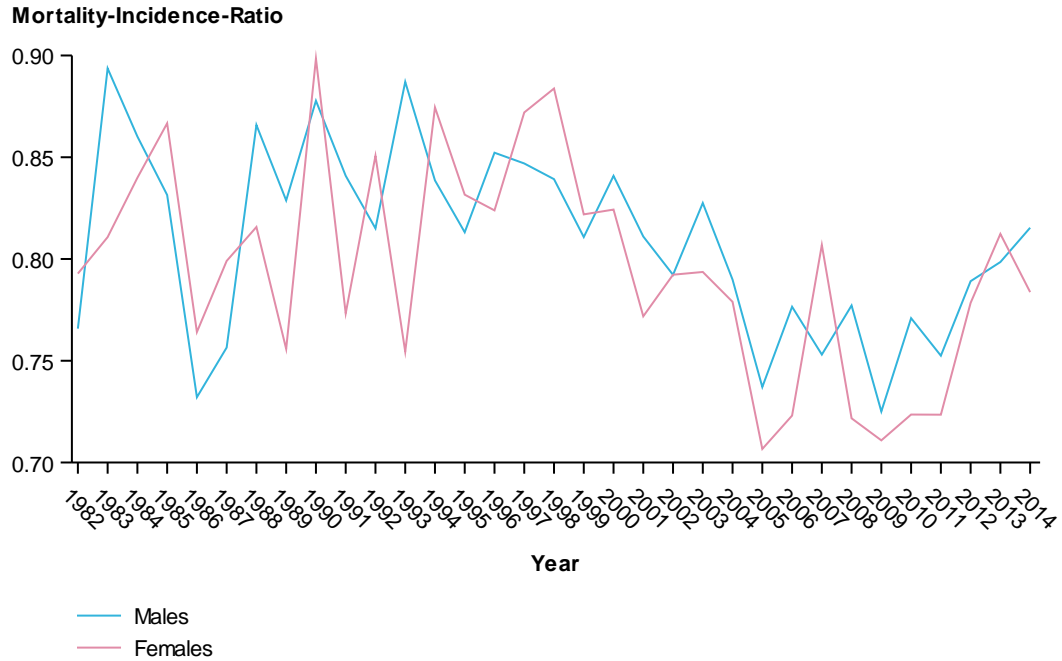
Age-specific rate (per 100,000)



Notes

1. Comprises ICD-10 codes C71.
2. Deaths in 2015 are based on the year of registration of death.

Mortality-to-incidence ratio of brain cancer, by year



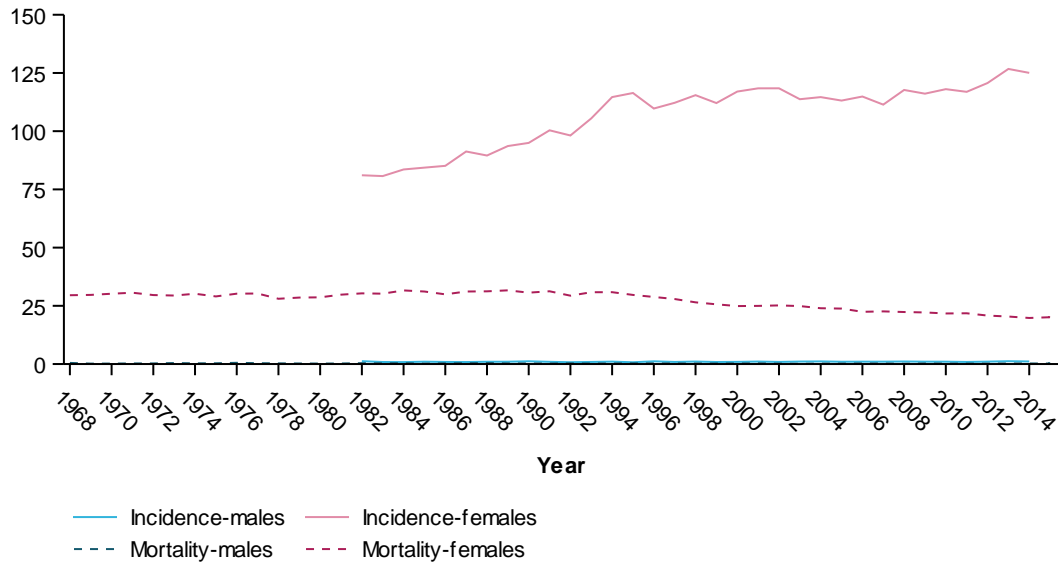
Notes

1. Comprises ICD-10 codes C71.
2. Deaths registered in 2013 and earlier are based on the final version of cause of death data, deaths registered in 2013 are based on the revised version and deaths registered in 2014 and 2015 are based on preliminary versions and are subject to further revision by the ABS.

Figures for breast cancer

Age-standardised incidence and mortality rates of breast cancer, by year

Age-standardised rate (per 100,000)

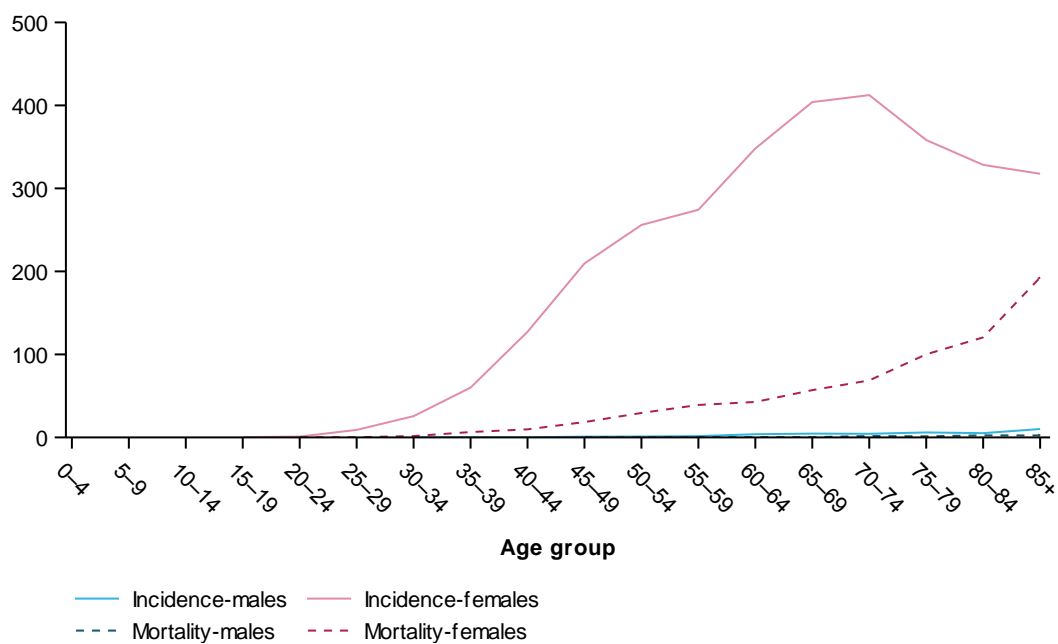


Notes

1. Comprises ICD-10 codes C50.
2. Rates are expressed per 100,000 population and age standardised to the 2001 Australian Standard Population.
3. Deaths registered in 2013 and earlier are based on the final version of cause of death data, deaths registered in 2013 are based on the revised version and deaths registered in 2014 and 2015 are based on preliminary versions and are subject to further revision by the ABS.

Age-specific incidence (2014) and mortality rate (2015) of breast cancer, by age group

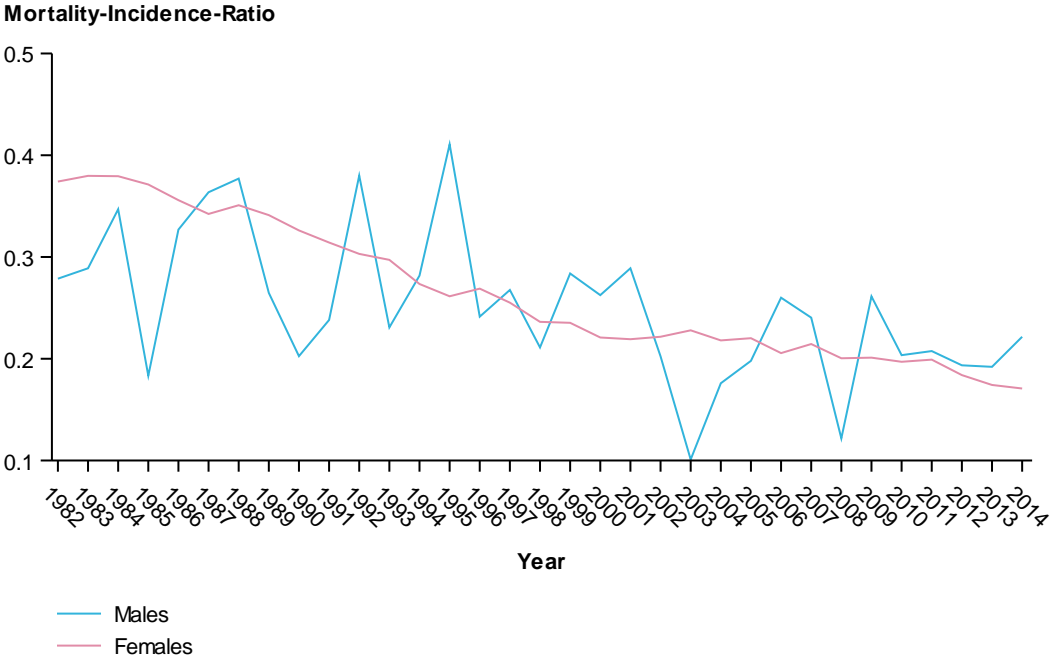
Age-specific rate (per 100,000)



Notes

1. Comprises ICD-10 codes C50.
2. Deaths in 2015 are based on the year of registration of death.

Mortality-to-incidence ratio of breast cancer, by year

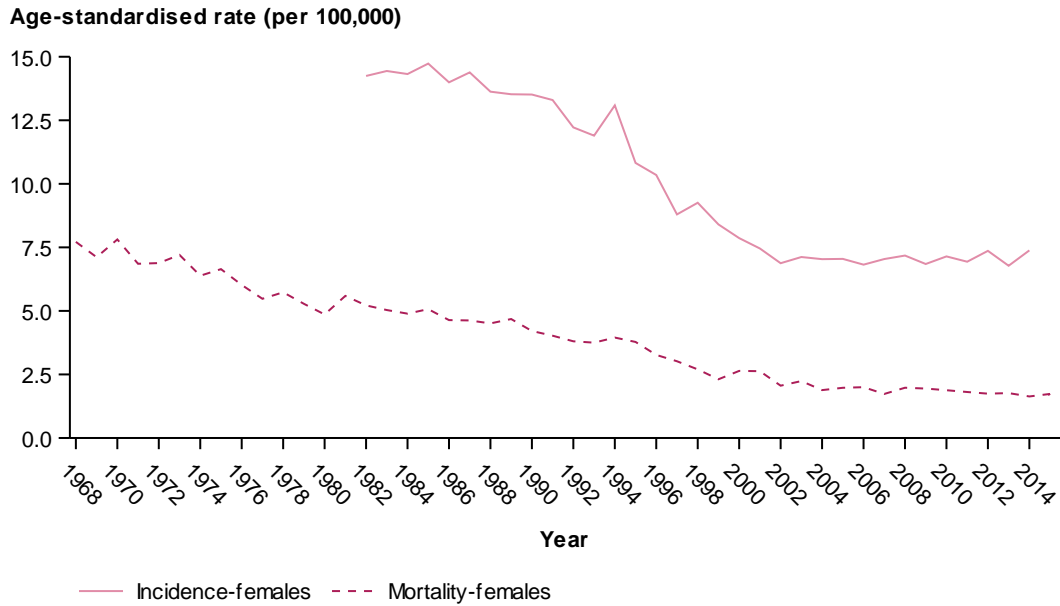


Notes

1. Comprises ICD-10 codes C50.
2. Deaths registered in 2013 and earlier are based on the final version of cause of death data, deaths registered in 2013 are based on the revised version and deaths registered in 2014 and 2015 are based on preliminary versions and are subject to further revision by the ABS.

Figures for cervical cancer

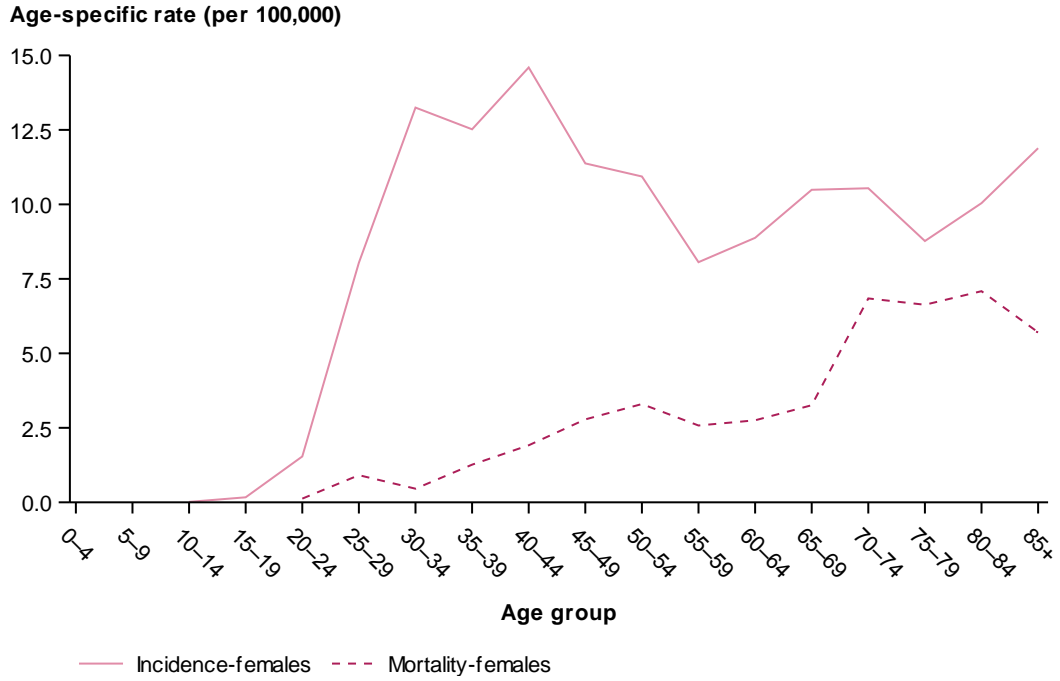
Age-standardised incidence and mortality rates of cervical cancer, by year



Notes

1. Comprises ICD-10 codes C53.
2. Rates are expressed per 100,000 population and age standardised to the 2001 Australian Standard Population.
3. Deaths registered in 2013 and earlier are based on the final version of cause of death data, deaths registered in 2013 are based on the revised version and deaths registered in 2014 and 2015 are based on preliminary versions and are subject to further revision by the ABS.

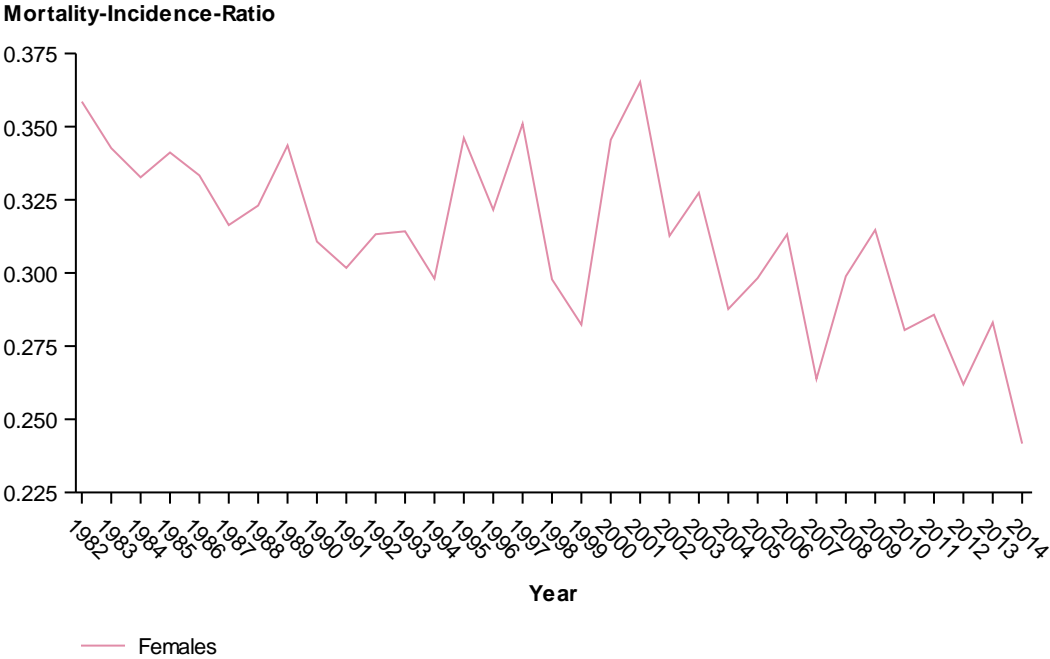
Age-specific incidence (2014) and mortality rate (2015) of cervical cancer, by age group



Notes

1. Comprises ICD-10 codes C53.
2. Deaths in 2015 are based on the year of registration of death.

Mortality-to-incidence ratio of cervical cancer, by year

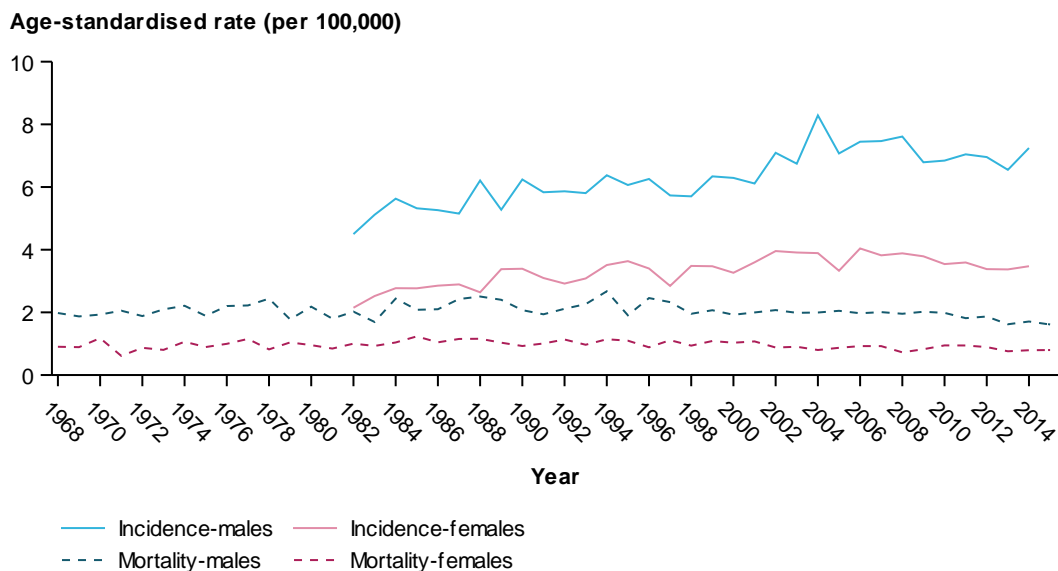


Notes

1. Comprises ICD-10 codes C53.
2. Deaths registered in 2013 and earlier are based on the final version of cause of death data, deaths registered in 2013 are based on the revised version and deaths registered in 2014 and 2015 are based on preliminary versions and are subject to further revision by the ABS.

Figures for chronic lymphocytic leukaemia

Age-standardised incidence and mortality rates of chronic lymphocytic leukaemia, by year

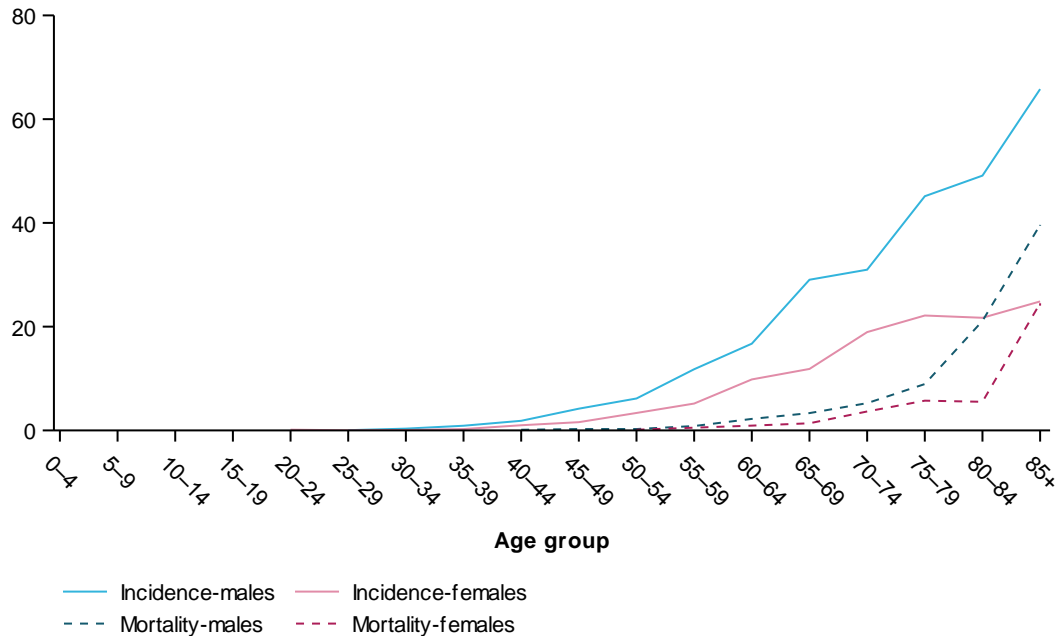


Notes

1. Comprises ICD-10 codes C91.1.
2. Rates are expressed per 100,000 population and age standardised to the 2001 Australian Standard Population.
3. Deaths registered in 2013 and earlier are based on the final version of cause of death data, deaths registered in 2013 are based on the revised version and deaths registered in 2014 and 2015 are based on preliminary versions and are subject to further revision by the ABS.

Age-specific incidence (2014) and mortality rate (2015) of chronic lymphocytic leukaemia, by age group

Age-specific rate (per 100,000)

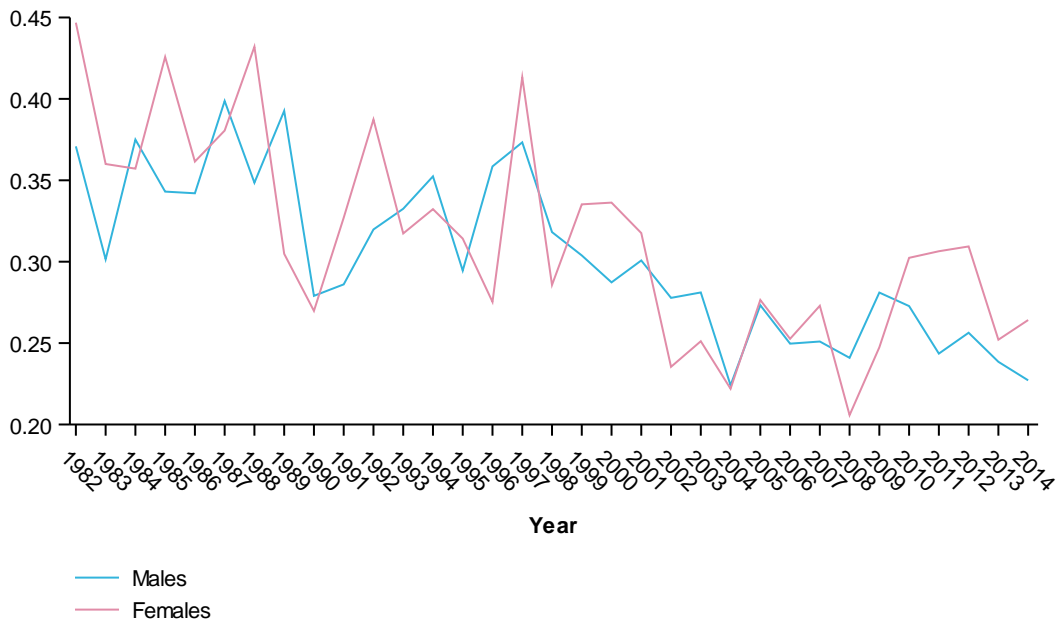


Notes

1. Comprises ICD-10 codes C91.1.
2. Deaths in 2015 are based on the year of registration of death.

Mortality-to-incidence ratio of chronic lymphocytic leukaemia, by year

Mortality-Incidence-Ratio

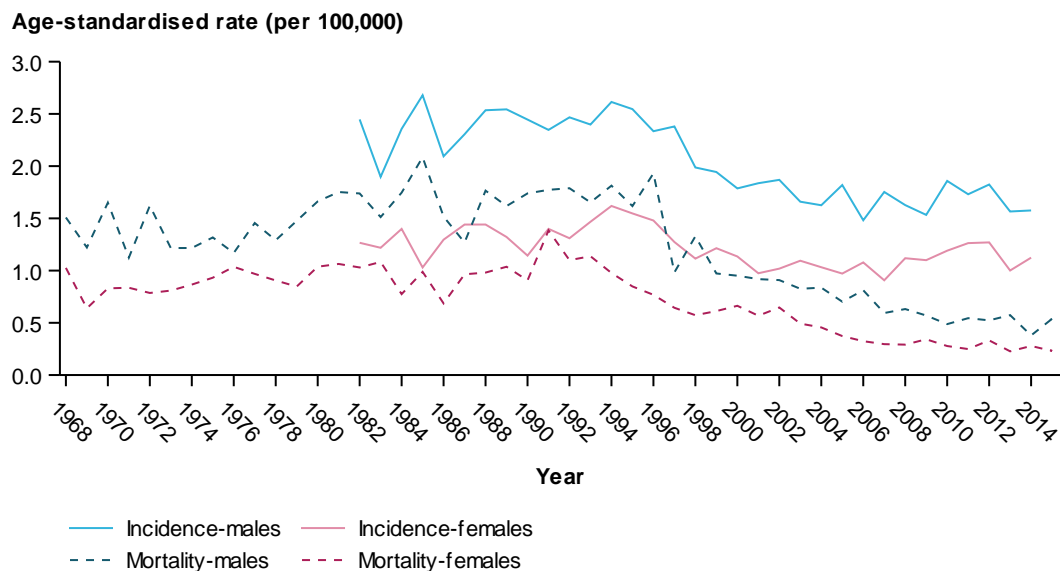


Notes

1. Comprises ICD-10 codes C91.1.
2. Deaths registered in 2013 and earlier are based on the final version of cause of death data, deaths registered in 2013 are based on the revised version and deaths registered in 2014 and 2015 are based on preliminary versions and are subject to further revision by the ABS.

Figures for chronic myeloid leukaemia

Age-standardised incidence and mortality rates of chronic myeloid leukaemia, by year

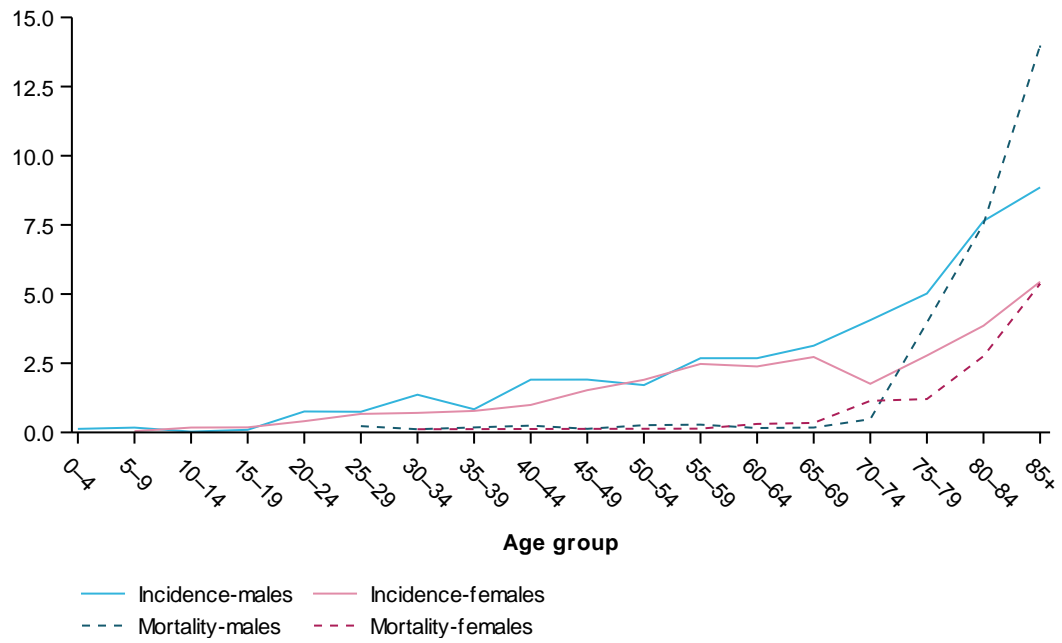


Notes

1. Comprises ICD-10 codes C92.1.
2. Rates are expressed per 100,000 population and age standardised to the 2001 Australian Standard Population.
3. Deaths registered in 2013 and earlier are based on the final version of cause of death data, deaths registered in 2013 are based on the revised version and deaths registered in 2014 and 2015 are based on preliminary versions and are subject to further revision by the ABS.

Age-specific incidence (2014) and mortality rate (2015) of chronic myeloid leukaemia, by age group

Age-specific rate (per 100,000)

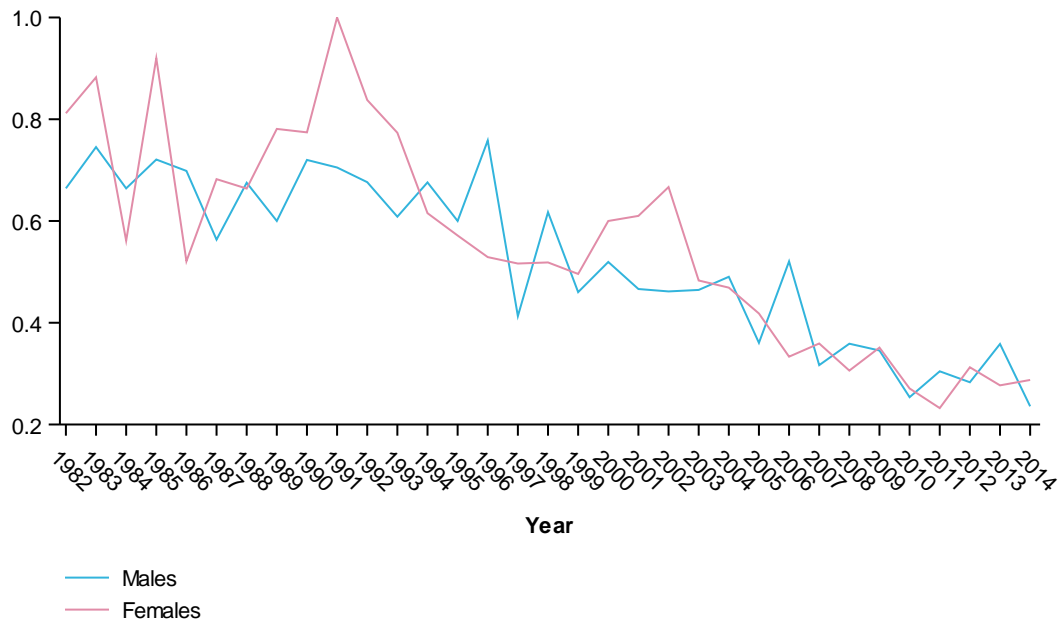


Notes

1. Comprises ICD-10 codes C92.1.
2. Deaths in 2015 are based on the year of registration of death.

Mortality-to-incidence ratio of chronic myeloid leukaemia, by year

Mortality-Incidence-Ratio

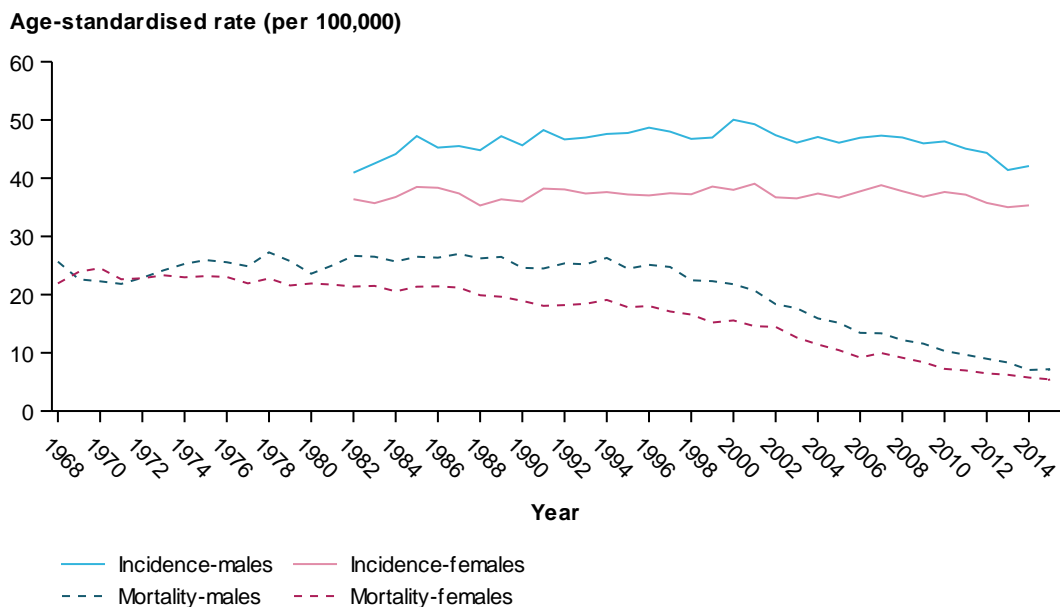


Notes

1. Comprises ICD-10 codes C92.1.
2. Deaths registered in 2013 and earlier are based on the final version of cause of death data, deaths registered in 2013 are based on the revised version and deaths registered in 2014 and 2015 are based on preliminary versions and are subject to further revision by the ABS.

Figures for colon cancer

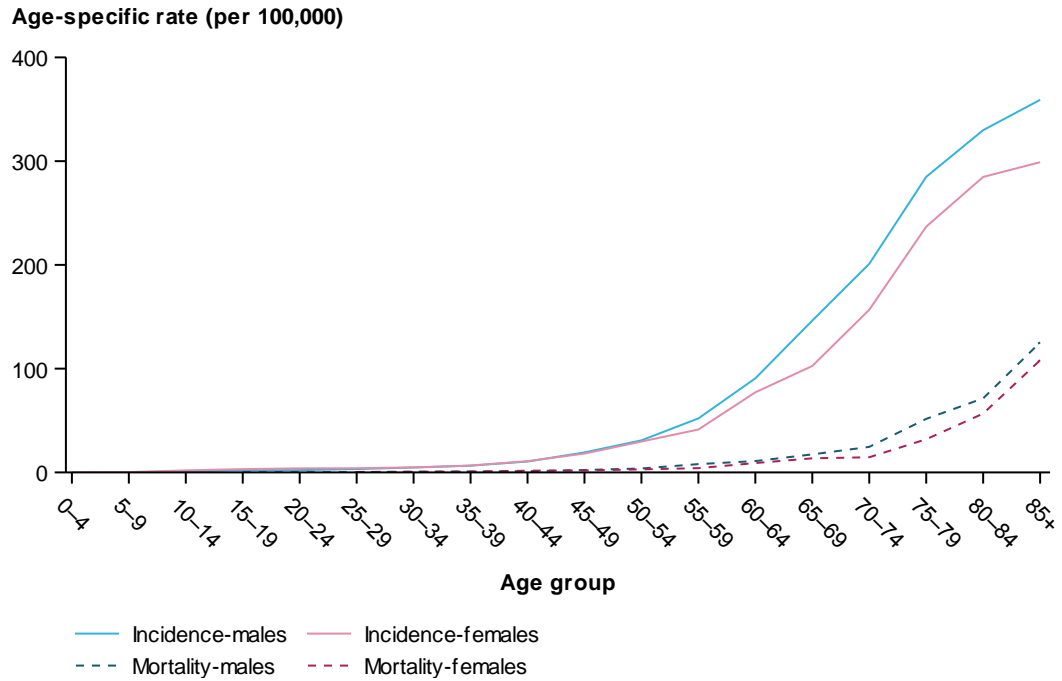
Age-standardised incidence and mortality rates of colon cancer, by year



Notes

1. Comprises ICD-10 codes C18.
2. Rates are expressed per 100,000 population and age standardised to the 2001 Australian Standard Population.
3. Deaths registered in 2013 and earlier are based on the final version of cause of death data, deaths registered in 2013 are based on the revised version and deaths registered in 2014 and 2015 are based on preliminary versions and are subject to further revision by the ABS.

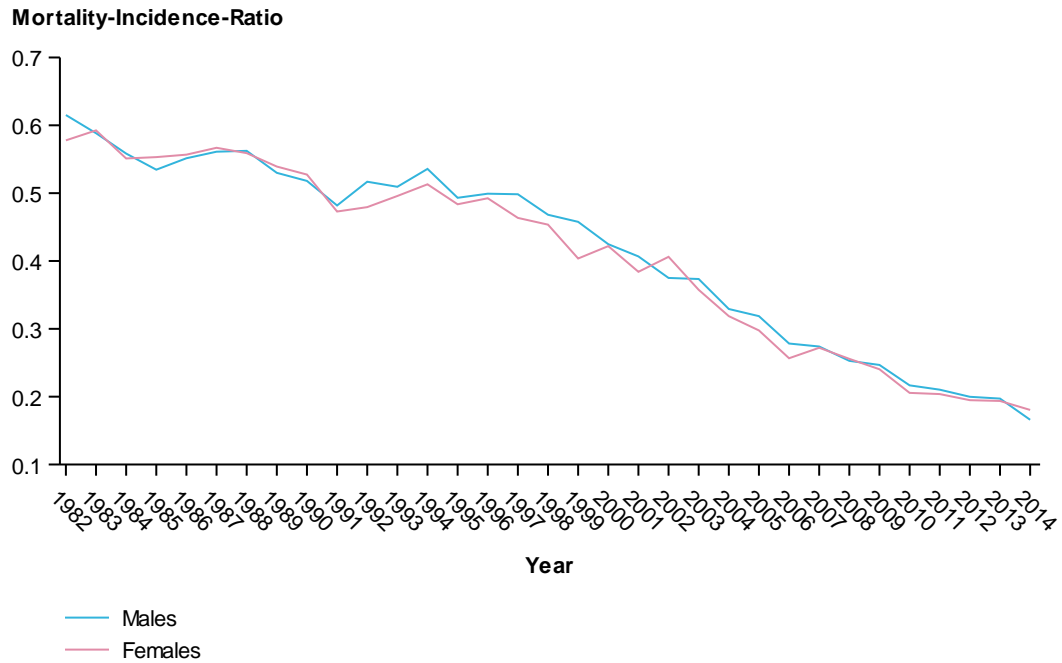
Age-specific incidence (2014) and mortality rate (2015) of colon cancer, by age group



Notes

1. Comprises ICD-10 codes C18.
2. Deaths in 2015 are based on the year of registration of death.

Mortality-to-incidence ratio of colon cancer, by year

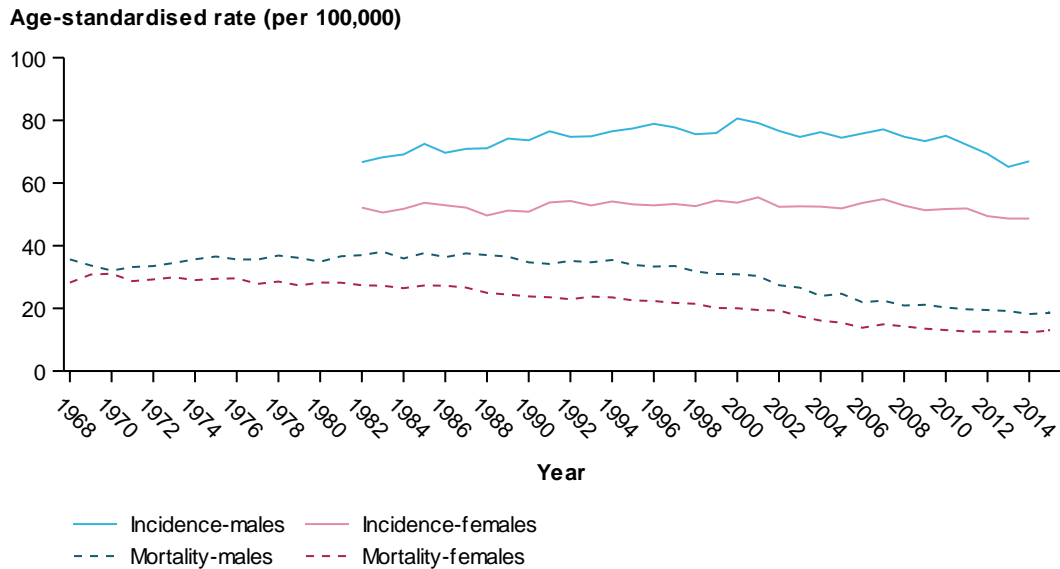


Notes

1. Comprises ICD-10 codes C18.
2. Deaths registered in 2013 and earlier are based on the final version of cause of death data, deaths registered in 2013 are based on the revised version and deaths registered in 2014 and 2015 are based on preliminary versions and are subject to further revision by the ABS.

Figures for colorectal (bowel) cancer

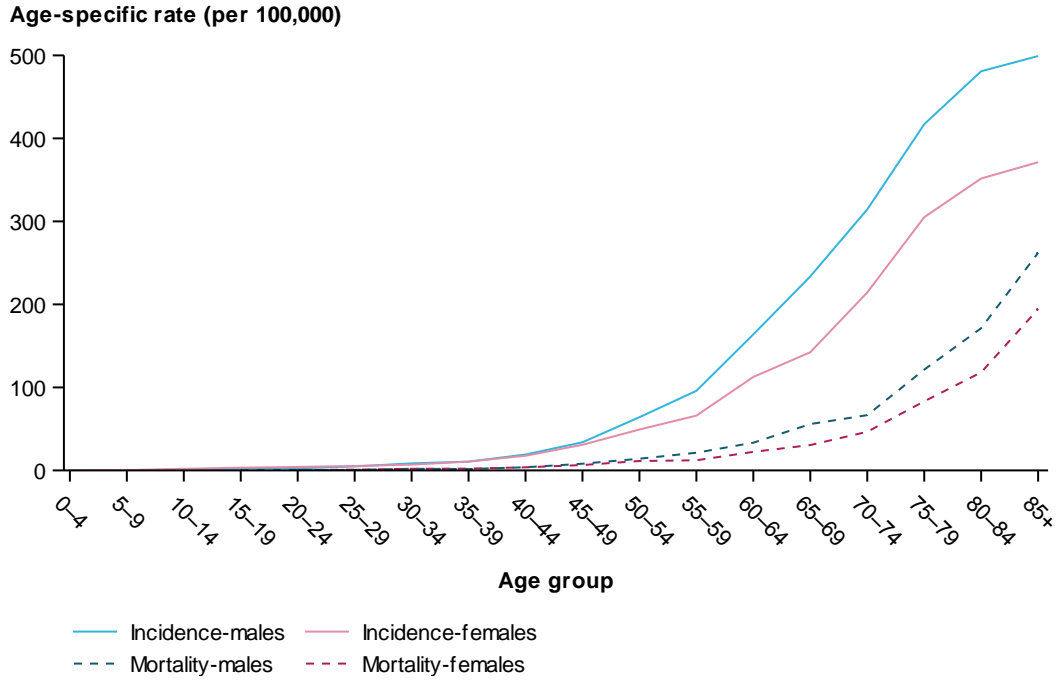
Age-standardised incidence and mortality rates of colorectal (bowel) cancer, by year



Notes

1. Comprises ICD-10 codes C18–C20.
2. Rates are expressed per 100,000 population and age standardised to the 2001 Australian Standard Population.
3. Deaths registered in 2013 and earlier are based on the final version of cause of death data, deaths registered in 2013 are based on the revised version and deaths registered in 2014 and 2015 are based on preliminary versions and are subject to further revision by the ABS.

Age-specific incidence (2014) and mortality rate (2015) of colorectal (bowel) cancer, by age group

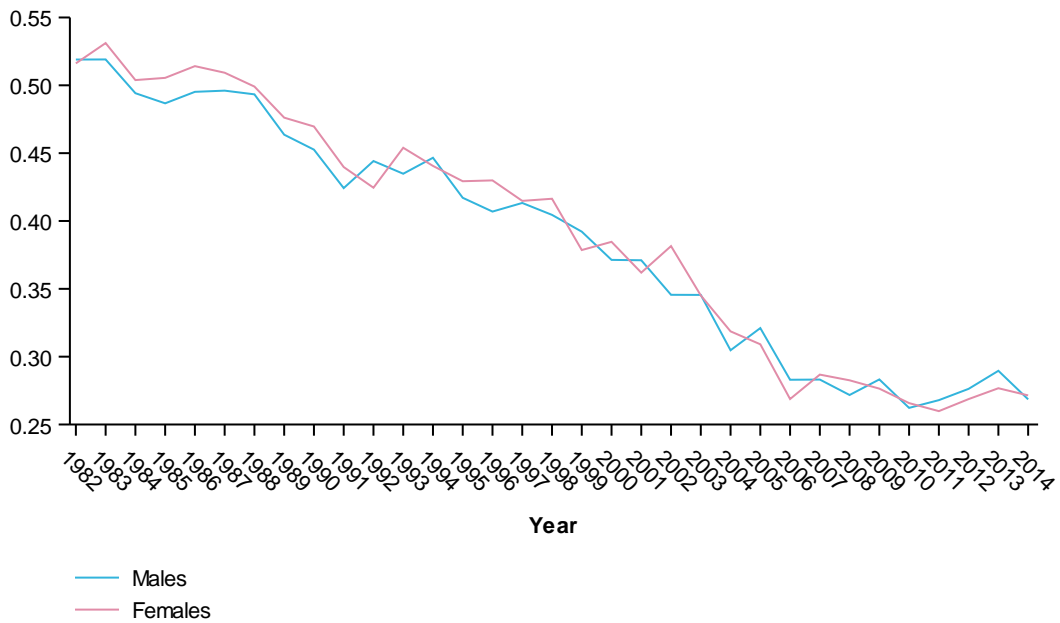


Notes

1. Comprises ICD-10 codes C18–C20.
2. Deaths in 2015 are based on the year of registration of death.

Mortality-to-incidence ratio of colorectal (bowel) cancer, by year

Mortality-Incidence-Ratio

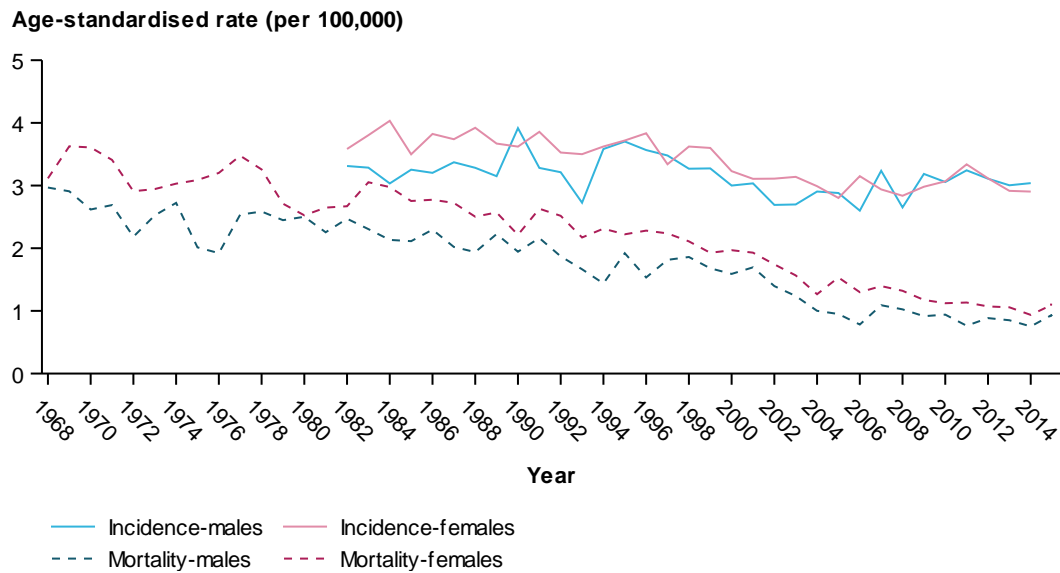


Notes

1. Comprises ICD-10 codes C18–C20.
2. Deaths registered in 2013 and earlier are based on the final version of cause of death data, deaths registered in 2013 are based on the revised version and deaths registered in 2014 and 2015 are based on preliminary versions and are subject to further revision by the ABS.

Figures for gallbladder and extrahepatic bile duct cancer

Age-standardised incidence and mortality rates of gallbladder and extrahepatic bile duct cancer, by year

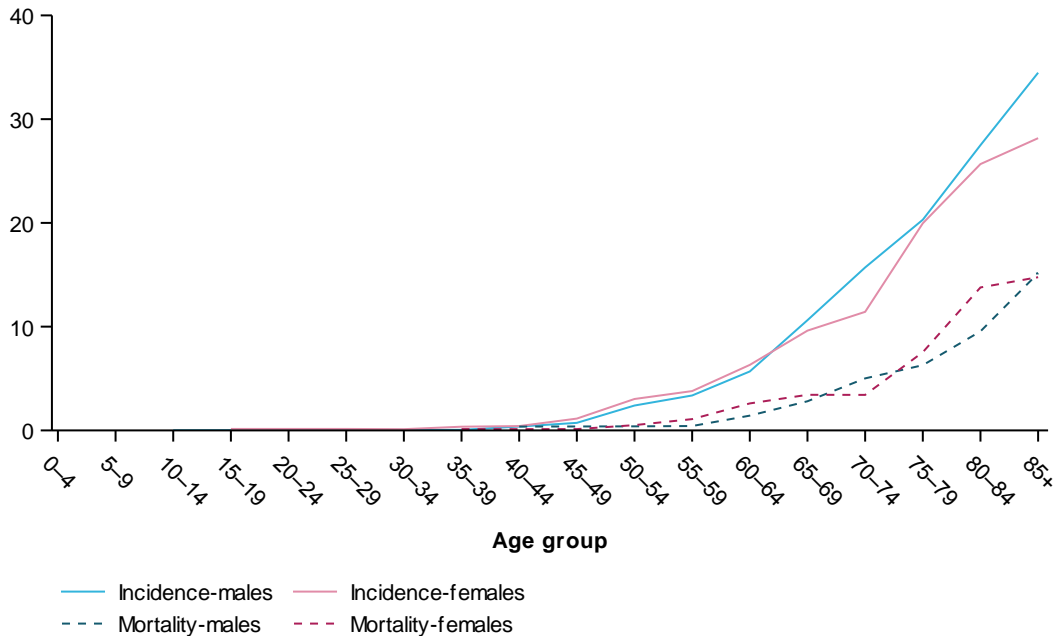


Notes

1. Comprises ICD-10 codes C23–C24.
2. Rates are expressed per 100,000 population and age standardised to the 2001 Australian Standard Population.
3. Deaths registered in 2013 and earlier are based on the final version of cause of death data, deaths registered in 2013 are based on the revised version and deaths registered in 2014 and 2015 are based on preliminary versions and are subject to further revision by the ABS.

Age-specific incidence (2014) and mortality rate (2015) of gallbladder and extrahepatic bile duct cancer, by age group

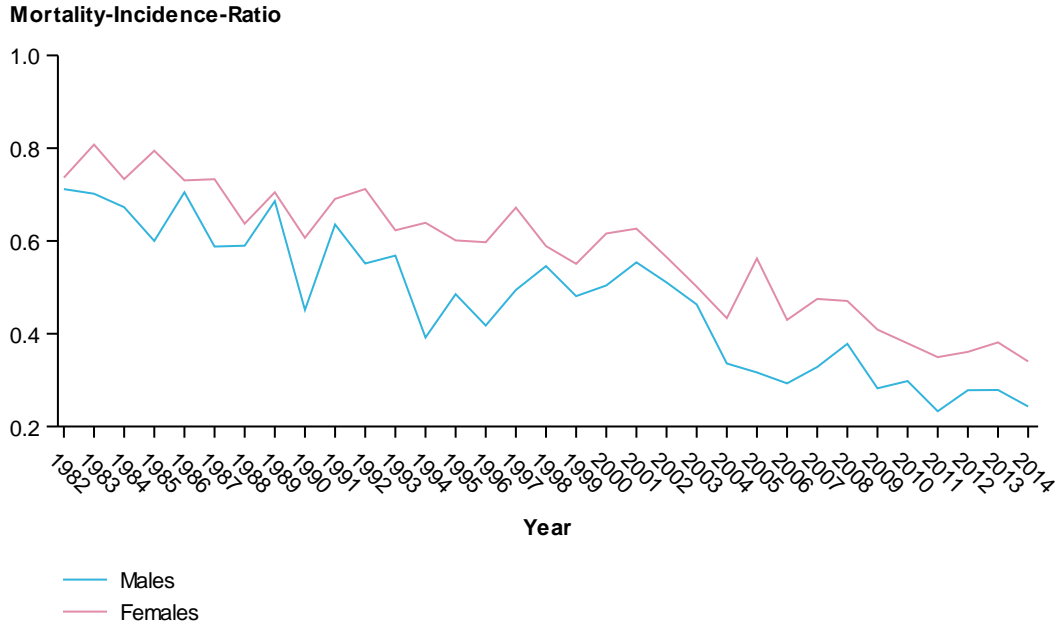
Age-specific rate (per 100,000)



Notes

1. Comprises ICD-10 codes C23-C24.
2. Deaths in 2015 are based on the year of registration of death.

Mortality-to-incidence ratio of gallbladder and extrahepatic bile duct cancer, by year

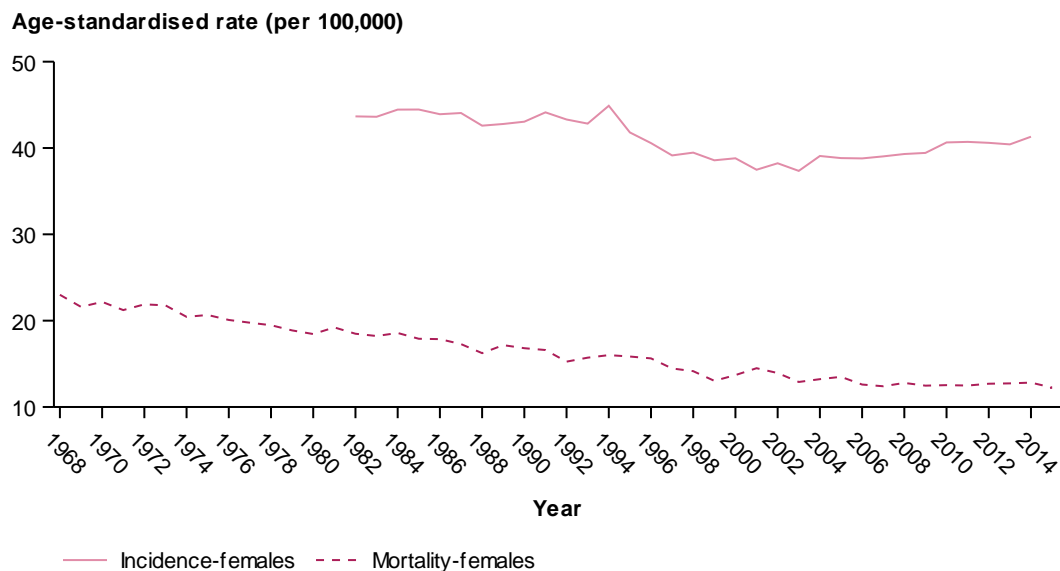


Notes

1. Comprises ICD-10 codes C23–C24.
2. Deaths registered in 2013 and earlier are based on the final version of cause of death data, deaths registered in 2013 are based on the revised version and deaths registered in 2014 and 2015 are based on preliminary versions and are subject to further revision by the ABS.

Figures for gynaecological cancers

Age-standardised incidence and mortality rates of gynaecological cancers, by year

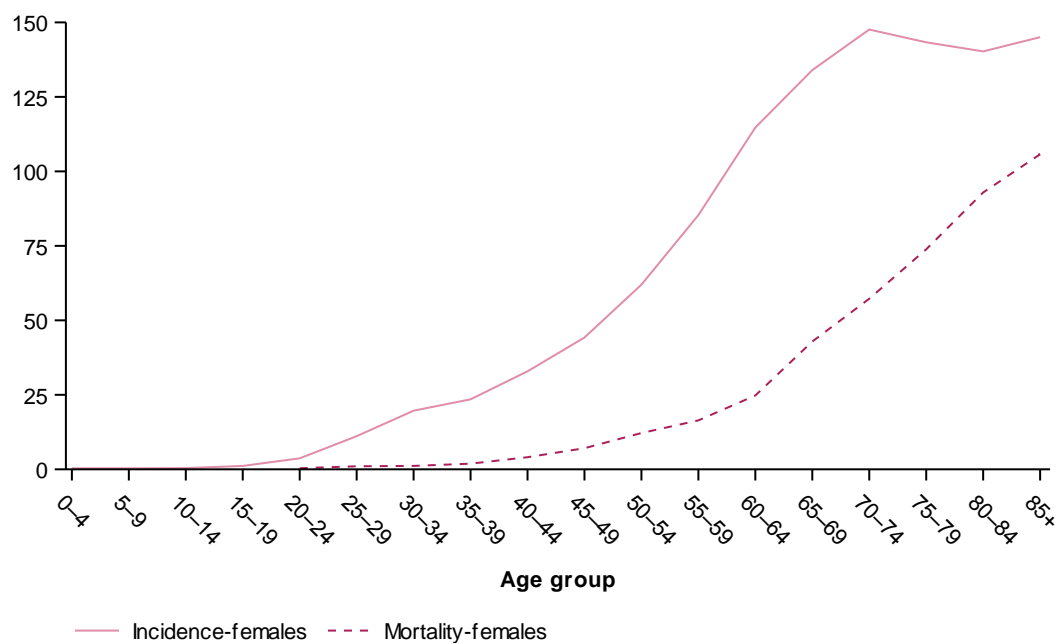


Notes

1. Comprises ICD-10 codes C51–C58.
2. Rates are expressed per 100,000 population and age standardised to the 2001 Australian Standard Population.
3. Deaths registered in 2013 and earlier are based on the final version of cause of death data, deaths registered in 2013 are based on the revised version and deaths registered in 2014 and 2015 are based on preliminary versions and are subject to further revision by the ABS.

Age-specific incidence (2014) and mortality rate (2015) of gynaecological cancers, by age group

Age-specific rate (per 100,000)

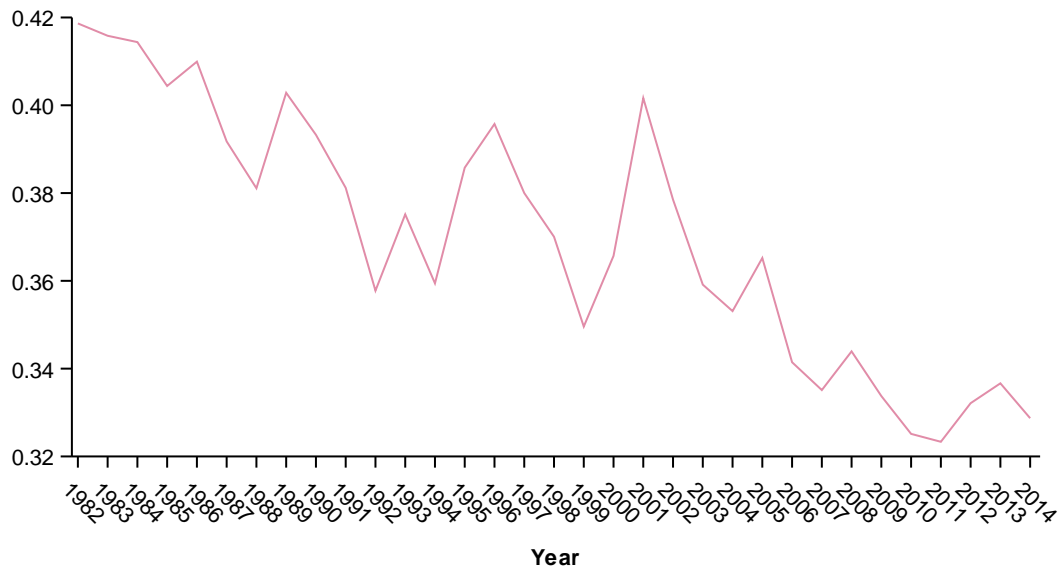


Notes

1. Comprises ICD-10 codes C51-C58.
2. Deaths in 2015 are based on the year of registration of death.

Mortality-to-incidence ratio of gynaecological cancers, by year

Mortality-Incidence-Ratio



— Females

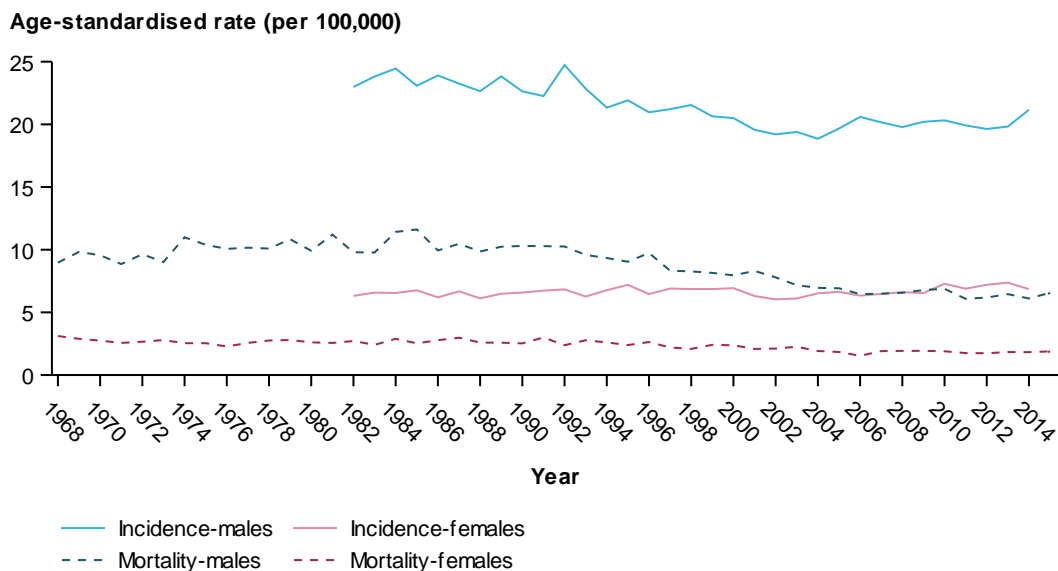
Notes

1. Comprises ICD-10 codes C51–C58.

2. Deaths registered in 2013 and earlier are based on the final version of cause of death data, deaths registered in 2013 are based on the revised version and deaths registered in 2014 and 2015 are based on preliminary versions and are subject to further revision by the ABS.

Figures for head and neck cancer excluding lip

Age-standardised incidence and mortality rates of head and neck cancer excluding lip, by year

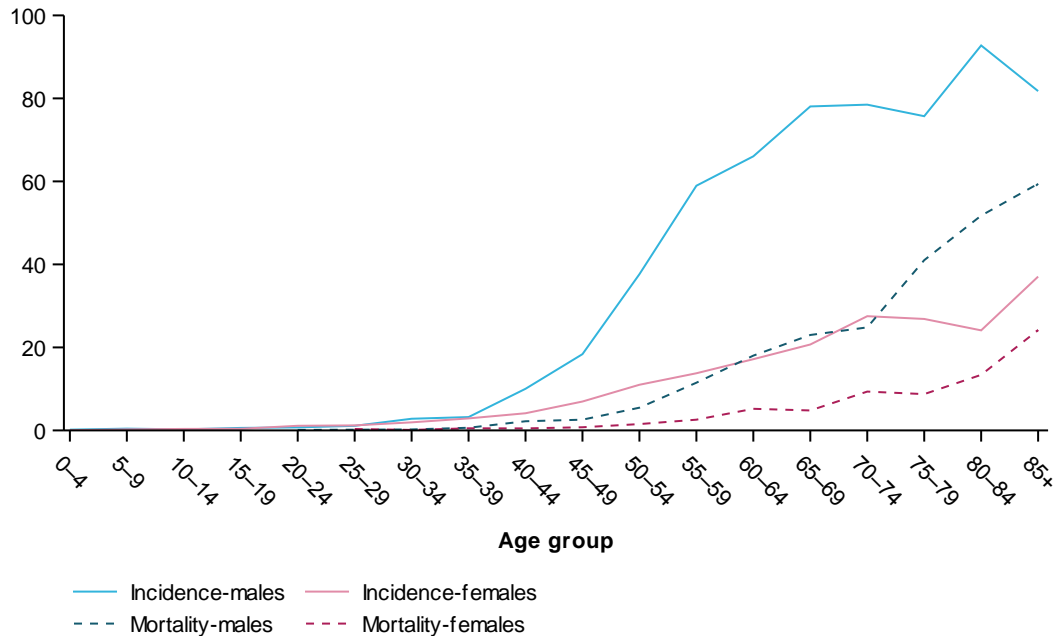


Notes

1. Comprises ICD-10 codes C01–C14 and C30–C32.
2. Rates are expressed per 100,000 population and age standardised to the 2001 Australian Standard Population.
3. Deaths registered in 2013 and earlier are based on the final version of cause of death data, deaths registered in 2013 are based on the revised version and deaths registered in 2014 and 2015 are based on preliminary versions and are subject to further revision by the ABS.

Age-specific incidence (2014) and mortality rate (2015) of head and neck cancer excluding lip, by age group

Age-specific rate (per 100,000)

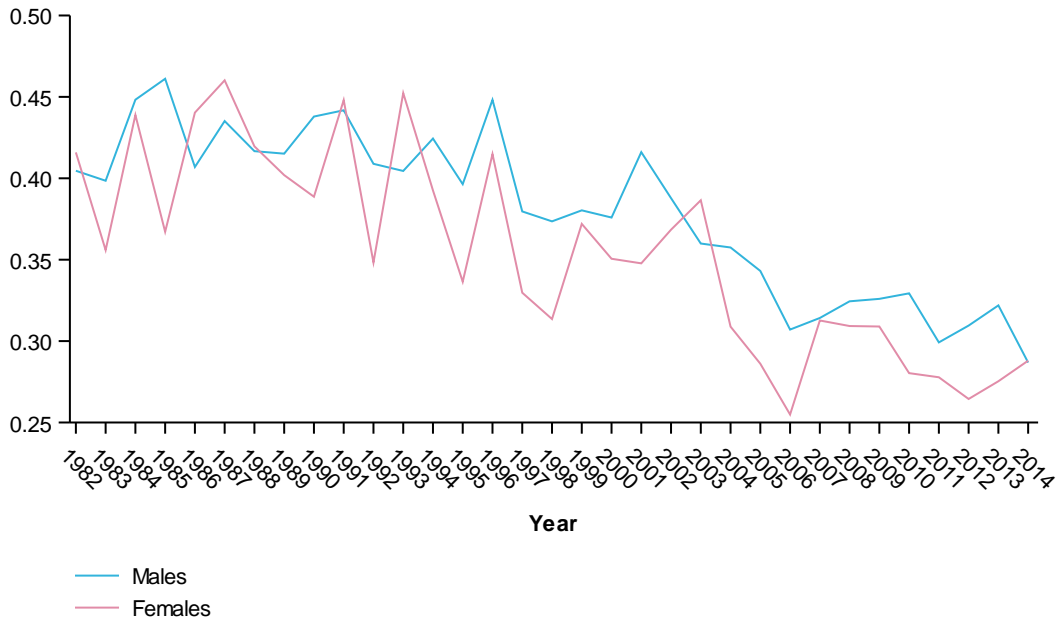


Notes

1. Comprises ICD-10 codes C01–C14 and C30–C32.
2. Deaths in 2015 are based on the year of registration of death.

Mortality-to-incidence ratio of head and neck cancer excluding lip, by year

Mortality-Incidence-Ratio

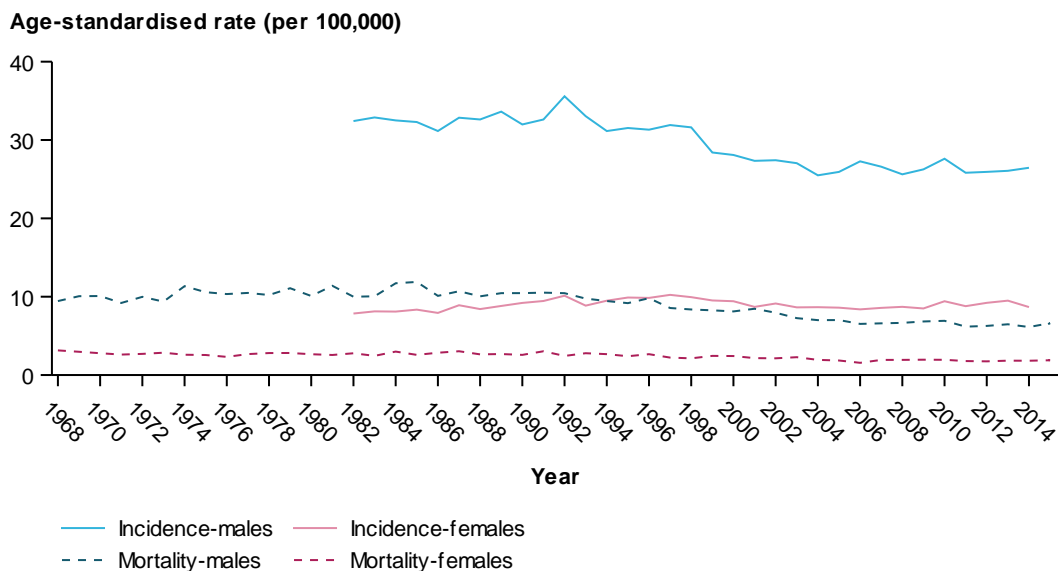


Notes

1. Comprises ICD-10 codes C01–C14 and C30–C32.
2. Deaths registered in 2013 and earlier are based on the final version of cause of death data, deaths registered in 2013 are based on the revised version and deaths registered in 2014 and 2015 are based on preliminary versions and are subject to further revision by the ABS.

Figures for head and neck cancer including lip

Age-standardised incidence and mortality rates of head and neck cancer including lip, by year

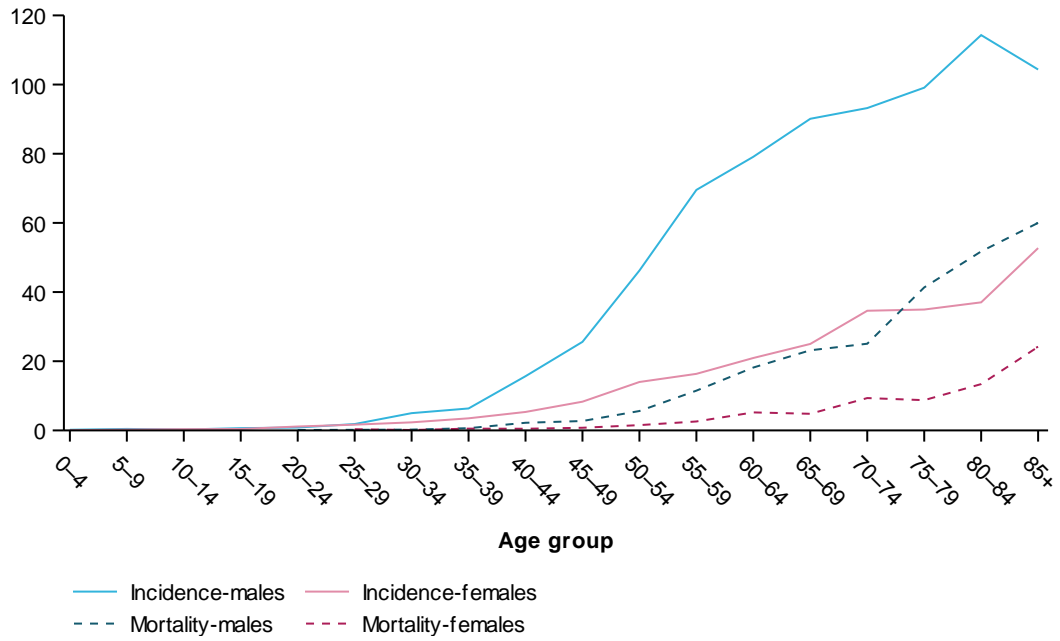


Notes

1. Comprises ICD-10 codes C00–C14 and C30–C32.
2. Rates are expressed per 100,000 population and age standardised to the 2001 Australian Standard Population.
3. Deaths registered in 2013 and earlier are based on the final version of cause of death data, deaths registered in 2013 are based on the revised version and deaths registered in 2014 and 2015 are based on preliminary versions and are subject to further revision by the ABS.

Age-specific incidence (2014) and mortality rate (2015) of head and neck cancer including lip, by age group

Age-specific rate (per 100,000)

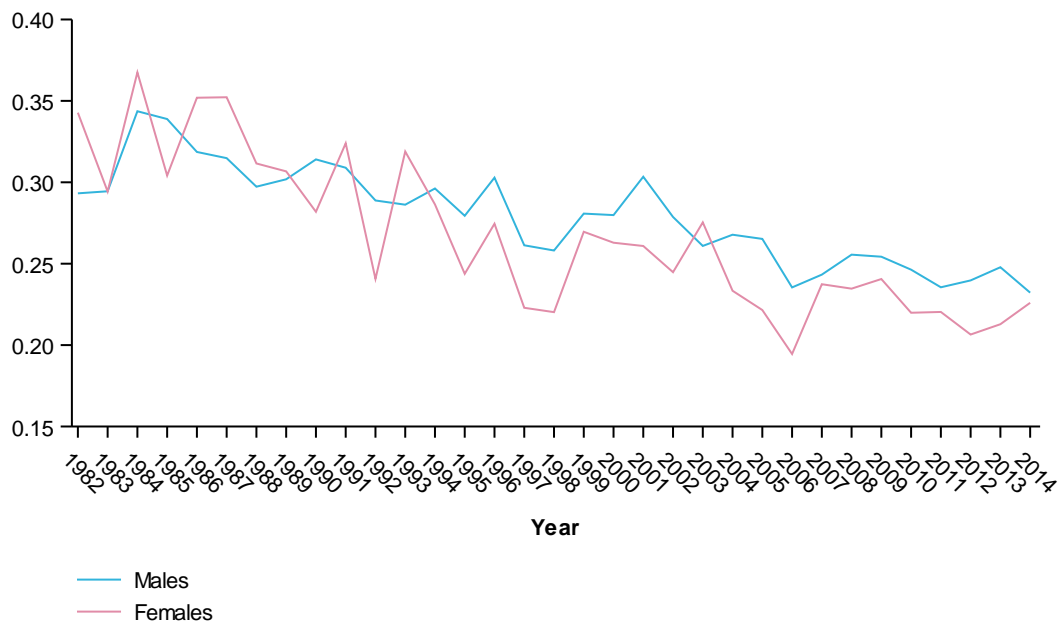


Notes

1. Comprises ICD-10 codes C00-C14 and C30-C32.
2. Deaths in 2015 are based on the year of registration of death.

Mortality-to-incidence ratio of head and neck cancer including lip, by year

Mortality-Incidence-Ratio

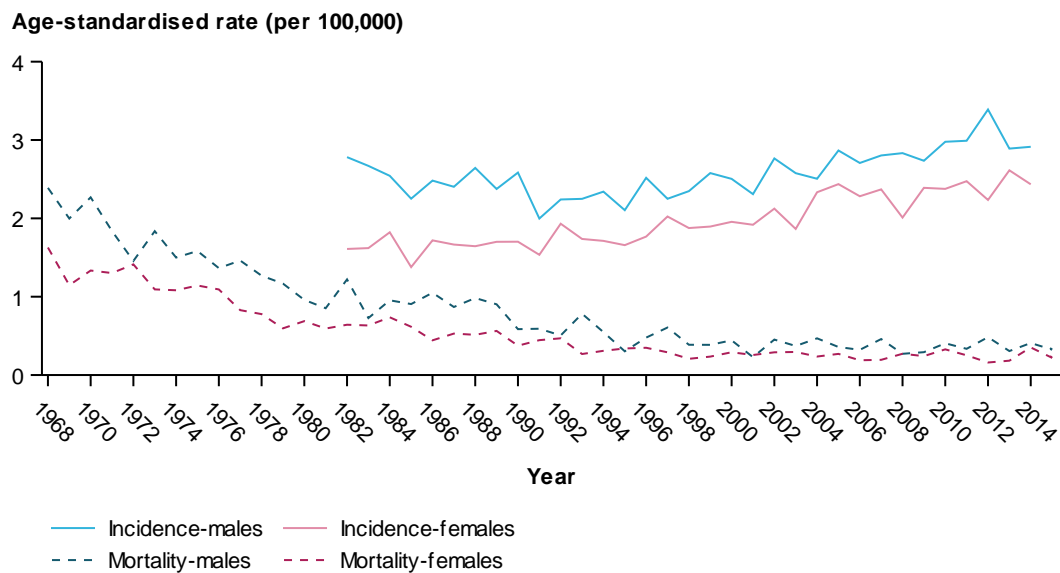


Notes

1. Comprises ICD-10 codes C00–C14 and C30–C32.
2. Deaths registered in 2013 and earlier are based on the final version of cause of death data, deaths registered in 2013 are based on the revised version and deaths registered in 2014 and 2015 are based on preliminary versions and are subject to further revision by the ABS.

Figures for Hodgkin lymphoma

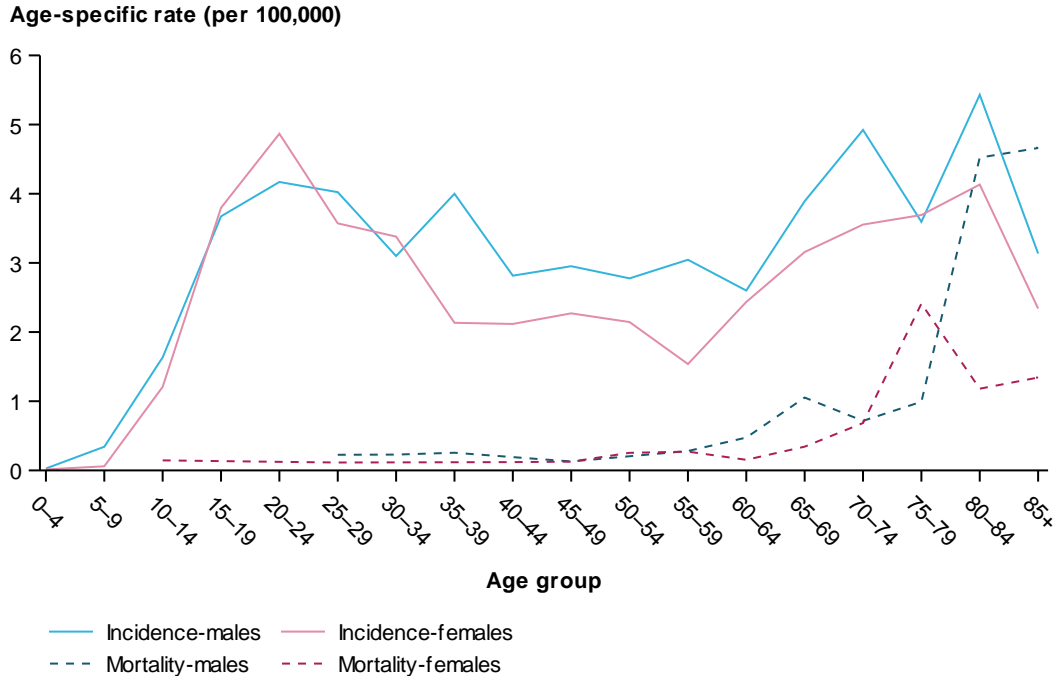
Age-standardised incidence and mortality rates of Hodgkin lymphoma, by year



Notes

1. Comprises ICD-10 codes C81.
2. Rates are expressed per 100,000 population and age standardised to the 2001 Australian Standard Population.
3. Deaths registered in 2013 and earlier are based on the final version of cause of death data, deaths registered in 2013 are based on the revised version and deaths registered in 2014 and 2015 are based on preliminary versions and are subject to further revision by the ABS.

Age-specific incidence (2014) and mortality rate (2015) of Hodgkin lymphoma, by age group

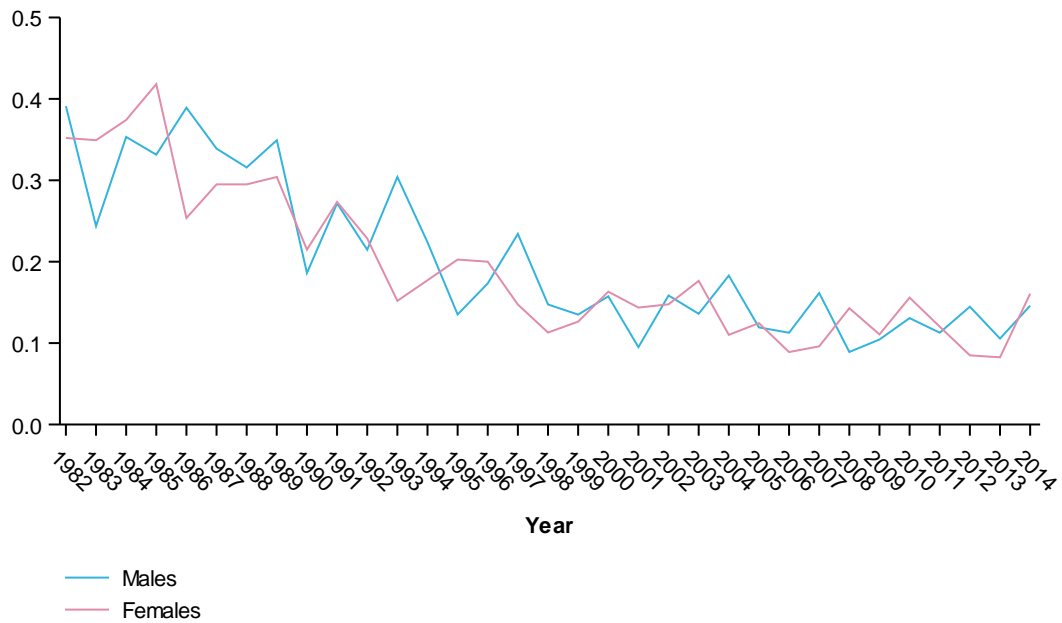


Notes

1. Comprises ICD-10 codes C81.
2. Deaths in 2015 are based on the year of registration of death.

Mortality-to-incidence ratio of Hodgkin lymphoma, by year

Mortality-Incidence-Ratio



Notes

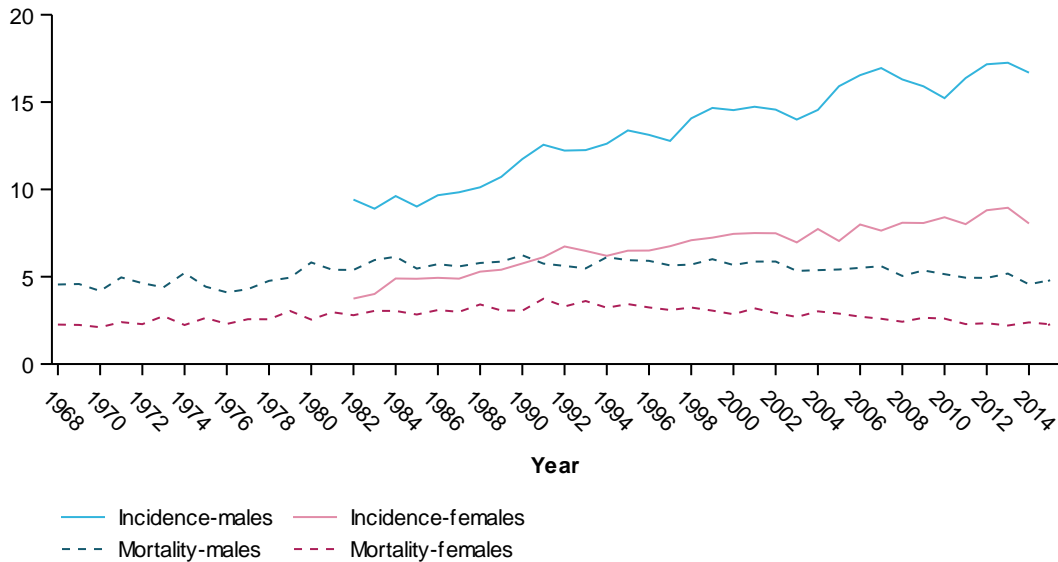
1. Comprises ICD-10 codes C81.

2. Deaths registered in 2013 and earlier are based on the final version of cause of death data, deaths registered in 2013 are based on the revised version and deaths registered in 2014 and 2015 are based on preliminary versions and are subject to further revision by the ABS.

Figures for kidney cancer

Age-standardised incidence and mortality rates of kidney cancer, by year

Age-standardised rate (per 100,000)

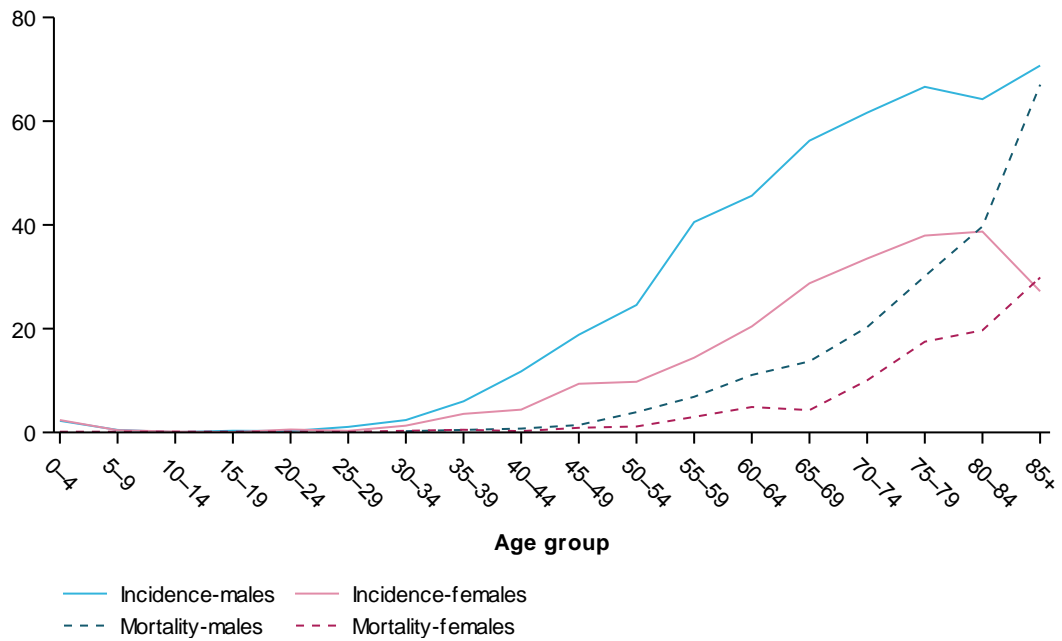


Notes

1. Comprises ICD-10 codes C64.
2. Rates are expressed per 100,000 population and age standardised to the 2001 Australian Standard Population.
3. Deaths registered in 2013 and earlier are based on the final version of cause of death data, deaths registered in 2013 are based on the revised version and deaths registered in 2014 and 2015 are based on preliminary versions and are subject to further revision by the ABS.

Age-specific incidence (2014) and mortality rate (2015) of kidney cancer, by age group

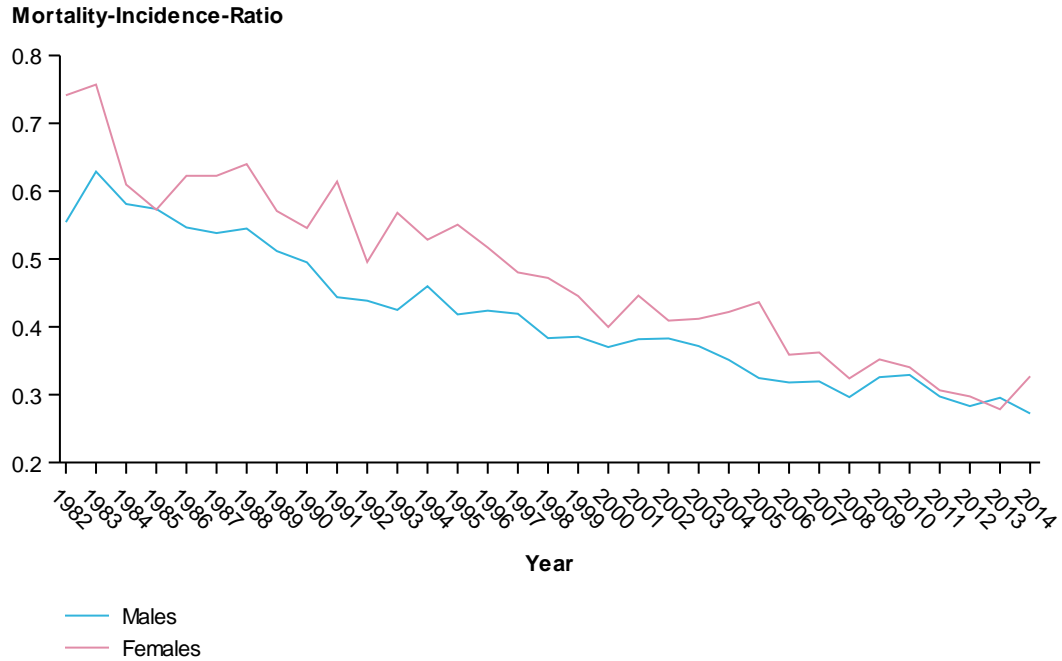
Age-specific rate (per 100,000)



Notes

1. Comprises ICD-10 codes C64.
2. Deaths in 2015 are based on the year of registration of death.

Mortality-to-incidence ratio of kidney cancer, by year

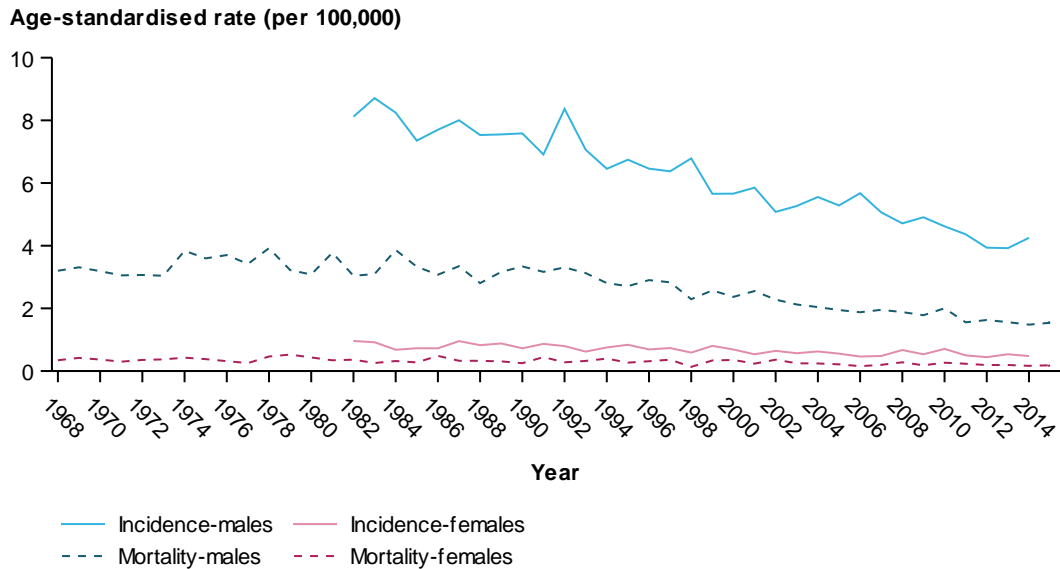


Notes

1. Comprises ICD-10 codes C64.
2. Deaths registered in 2013 and earlier are based on the final version of cause of death data, deaths registered in 2013 are based on the revised version and deaths registered in 2014 and 2015 are based on preliminary versions and are subject to further revision by the ABS.

Figures for laryngeal cancer

Age-standardised incidence and mortality rates of laryngeal cancer, by year

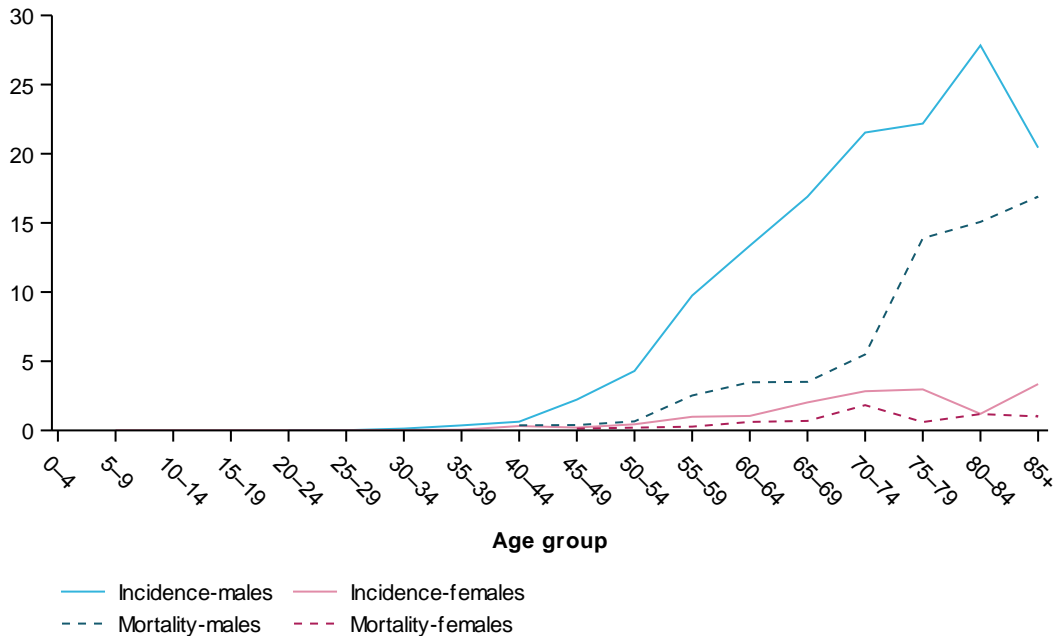


Notes

1. Comprises ICD-10 codes C32.
2. Rates are expressed per 100,000 population and age standardised to the 2001 Australian Standard Population.
3. Deaths registered in 2013 and earlier are based on the final version of cause of death data, deaths registered in 2013 are based on the revised version and deaths registered in 2014 and 2015 are based on preliminary versions and are subject to further revision by the ABS.

Age-specific incidence (2014) and mortality rate (2015) of laryngeal cancer, by age group

Age-specific rate (per 100,000)

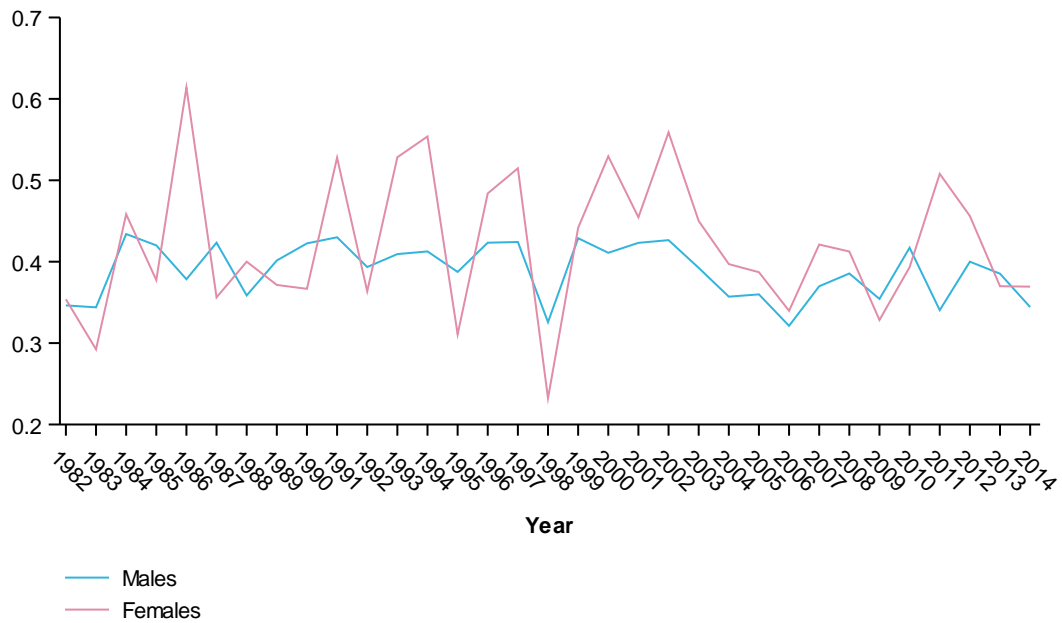


Notes

1. Comprises ICD-10 codes C32.
2. Deaths in 2015 are based on the year of registration of death.

Mortality-to-incidence ratio of laryngeal cancer, by year

Mortality-Incidence-Ratio

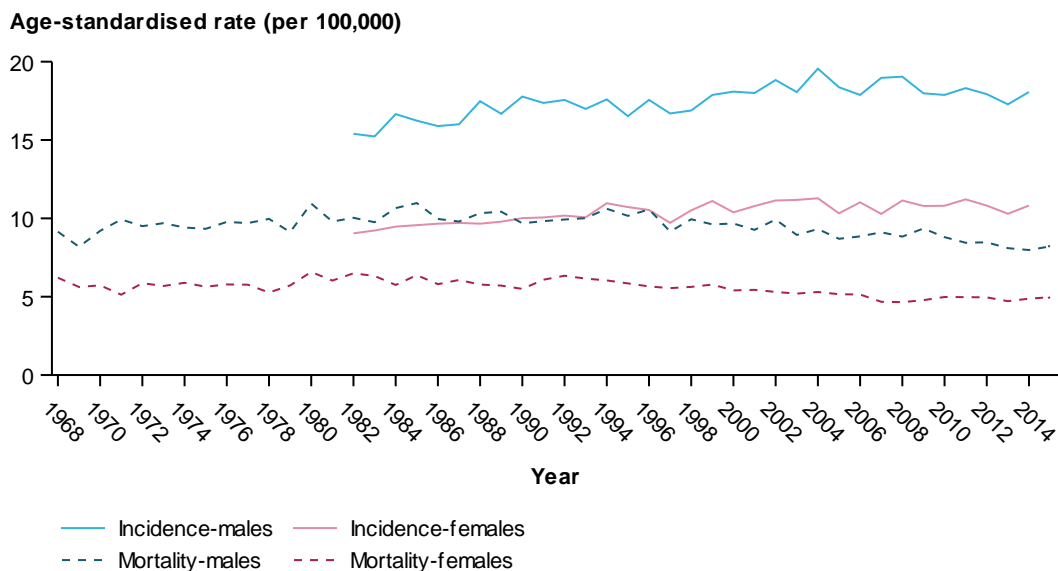


Notes

1. Comprises ICD-10 codes C32.
2. Deaths registered in 2013 and earlier are based on the final version of cause of death data, deaths registered in 2013 are based on the revised version and deaths registered in 2014 and 2015 are based on preliminary versions and are subject to further revision by the ABS.

Figures for leukaemia (all types)

Age-standardised incidence and mortality rates of leukaemia (all types), by year

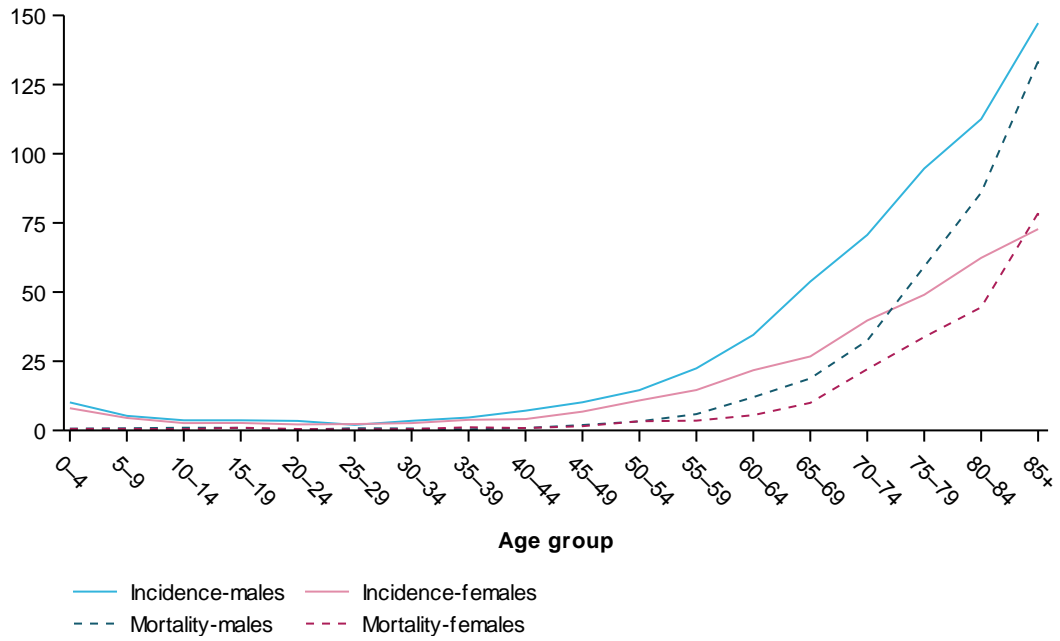


Notes

1. Comprises ICD-10 codes C91–C95.
2. Rates are expressed per 100,000 population and age standardised to the 2001 Australian Standard Population.
3. Deaths registered in 2013 and earlier are based on the final version of cause of death data, deaths registered in 2013 are based on the revised version and deaths registered in 2014 and 2015 are based on preliminary versions and are subject to further revision by the ABS.

Age-specific incidence (2014) and mortality rate (2015) of leukaemia (all types), by age group

Age-specific rate (per 100,000)

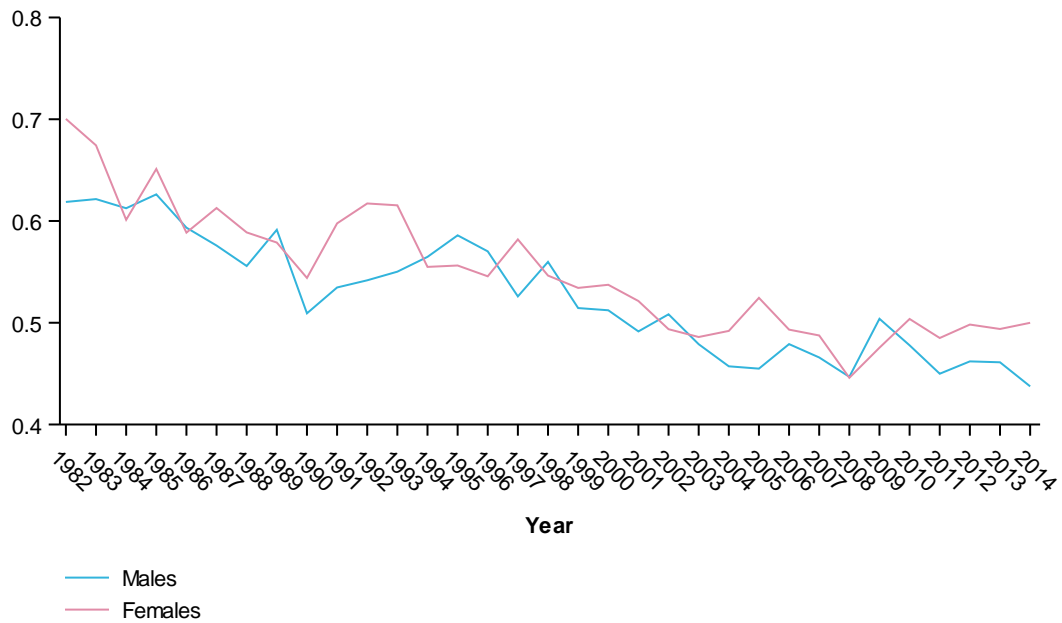


Notes

1. Comprises ICD-10 codes C91–C95.
2. Deaths in 2015 are based on the year of registration of death.

Mortality-to-incidence ratio of leukaemia (all types), by year

Mortality-Incidence-Ratio

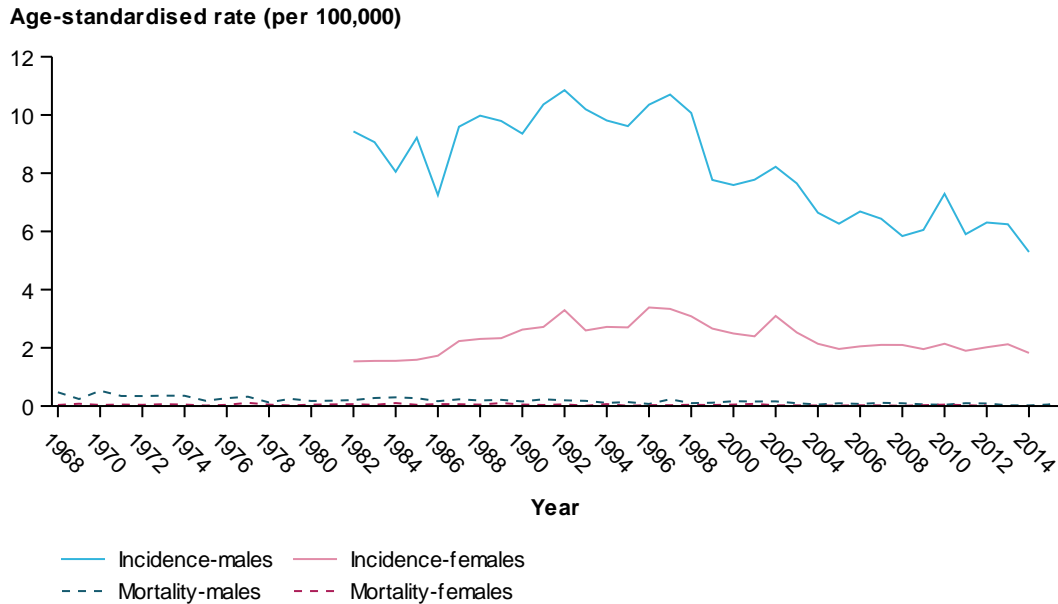


Notes

1. Comprises ICD-10 codes C91–C95.
2. Deaths registered in 2013 and earlier are based on the final version of cause of death data, deaths registered in 2013 are based on the revised version and deaths registered in 2014 and 2015 are based on preliminary versions and are subject to further revision by the ABS.

Figures for lip cancer

Age-standardised incidence and mortality rates of lip cancer, by year

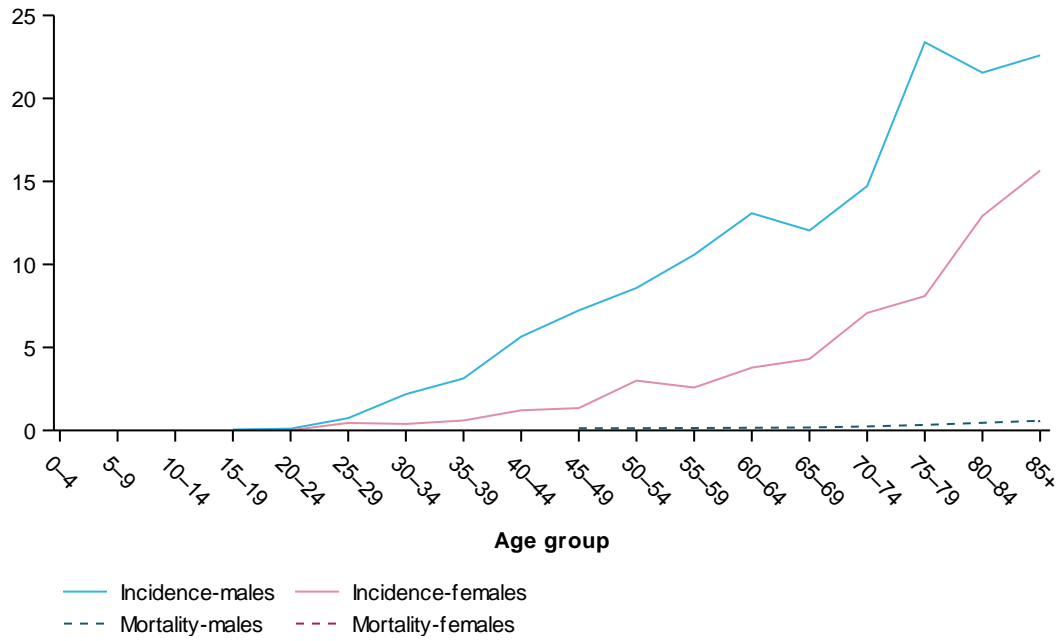


Notes

1. Comprises ICD-10 codes C00.
2. Rates are expressed per 100,000 population and age standardised to the 2001 Australian Standard Population.
3. Deaths registered in 2013 and earlier are based on the final version of cause of death data, deaths registered in 2013 are based on the revised version and deaths registered in 2014 and 2015 are based on preliminary versions and are subject to further revision by the ABS.

Age-specific incidence (2014) and mortality rate (2015) of lip cancer, by age group

Age-specific rate (per 100,000)

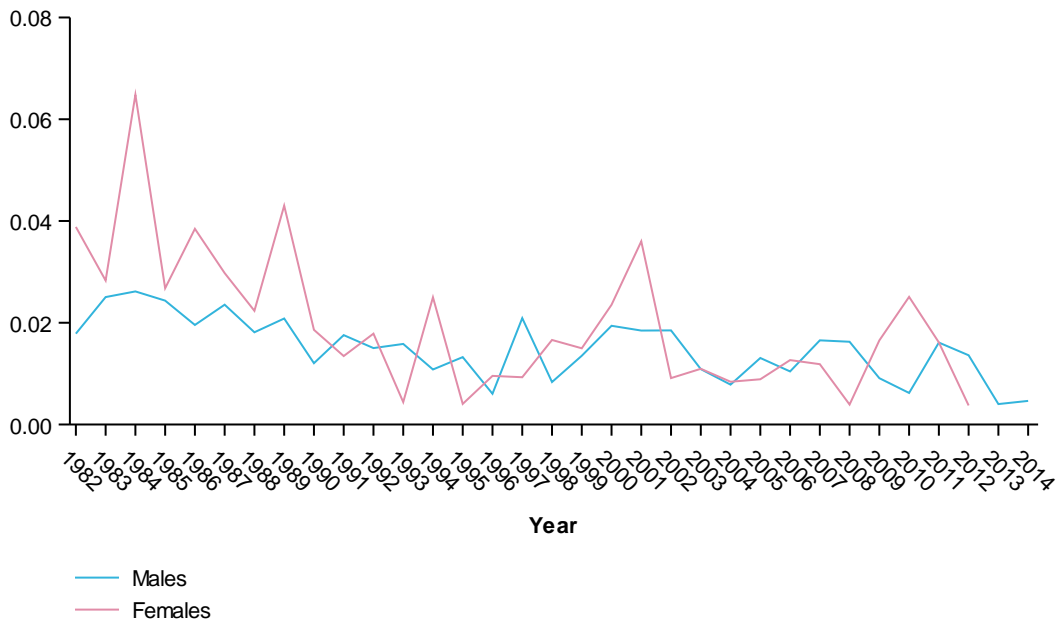


Notes

1. Comprises ICD-10 codes C00.
2. Deaths in 2015 are based on the year of registration of death.

Mortality-to-incidence ratio of lip cancer, by year

Mortality-Incidence-Ratio



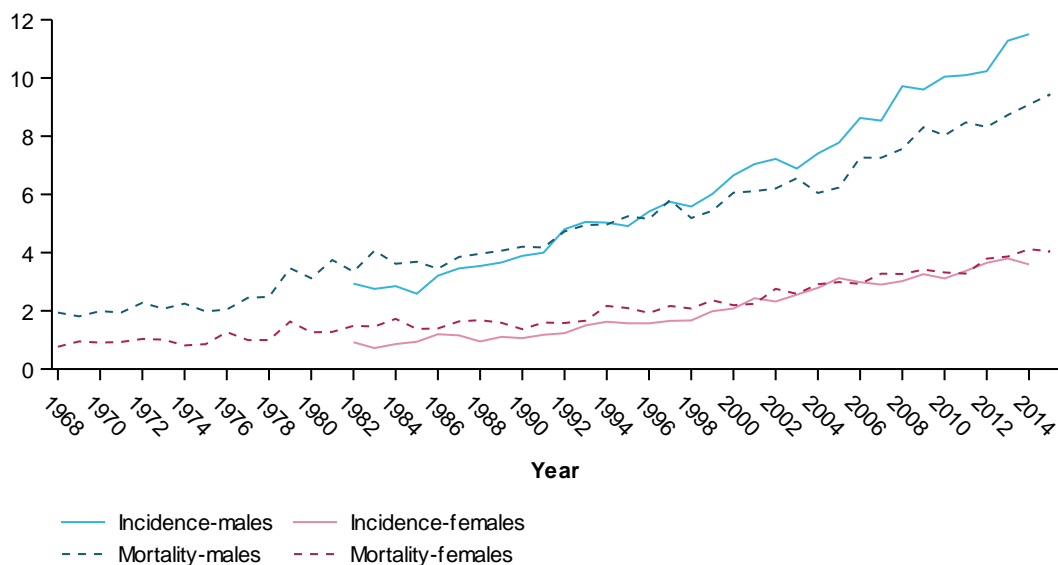
Notes

1. Comprises ICD-10 codes C00.
2. Deaths registered in 2013 and earlier are based on the final version of cause of death data, deaths registered in 2013 are based on the revised version and deaths registered in 2014 and 2015 are based on preliminary versions and are subject to further revision by the ABS.

Figures for liver cancer

Age-standardised incidence and mortality rates of liver cancer, by year

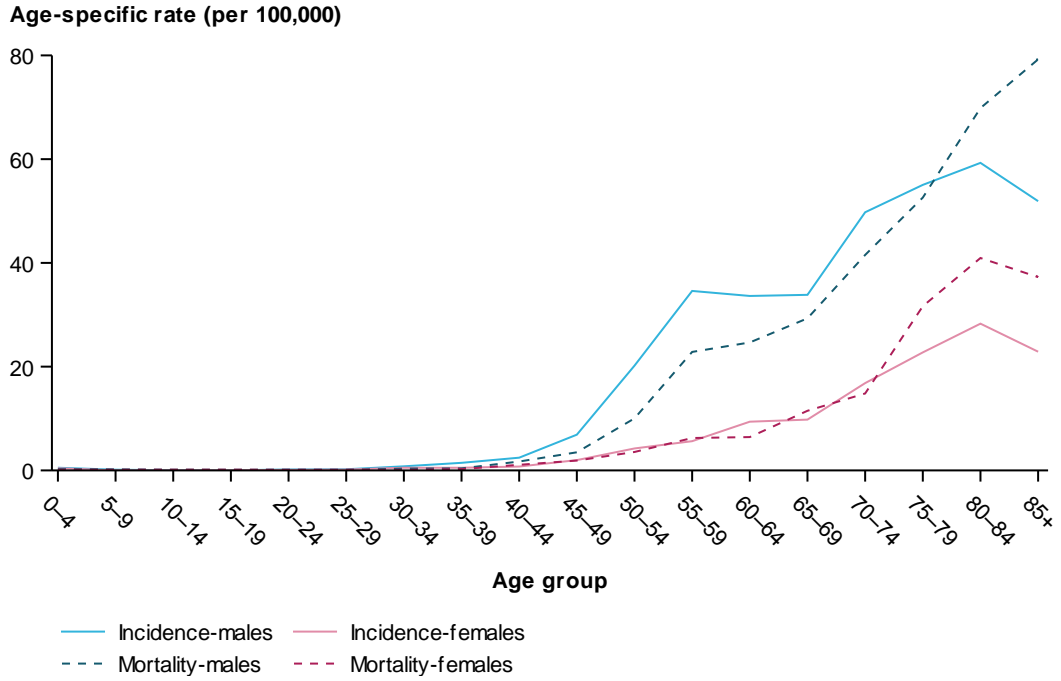
Age-standardised rate (per 100,000)



Notes

1. Comprises ICD-10 codes C22.
2. Rates are expressed per 100,000 population and age standardised to the 2001 Australian Standard Population.
3. Deaths registered in 2013 and earlier are based on the final version of cause of death data, deaths registered in 2013 are based on the revised version and deaths registered in 2014 and 2015 are based on preliminary versions and are subject to further revision by the ABS.

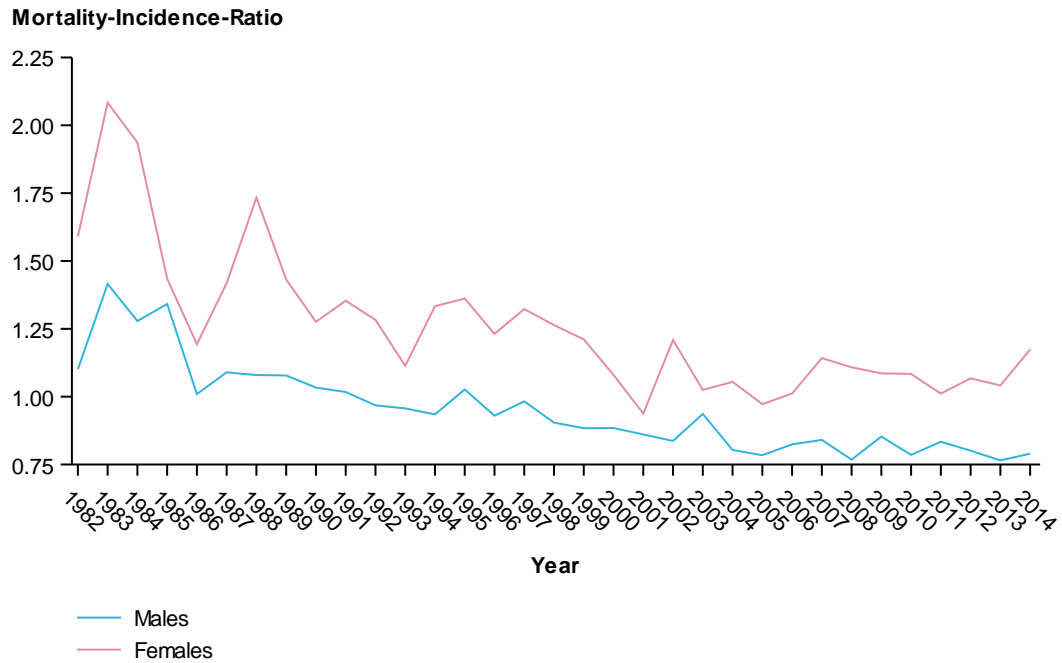
Age-specific incidence (2014) and mortality rate (2015) of liver cancer, by age group



Notes

1. Comprises ICD-10 codes C22.
2. Deaths in 2015 are based on the year of registration of death.

Mortality-to-incidence ratio of liver cancer, by year



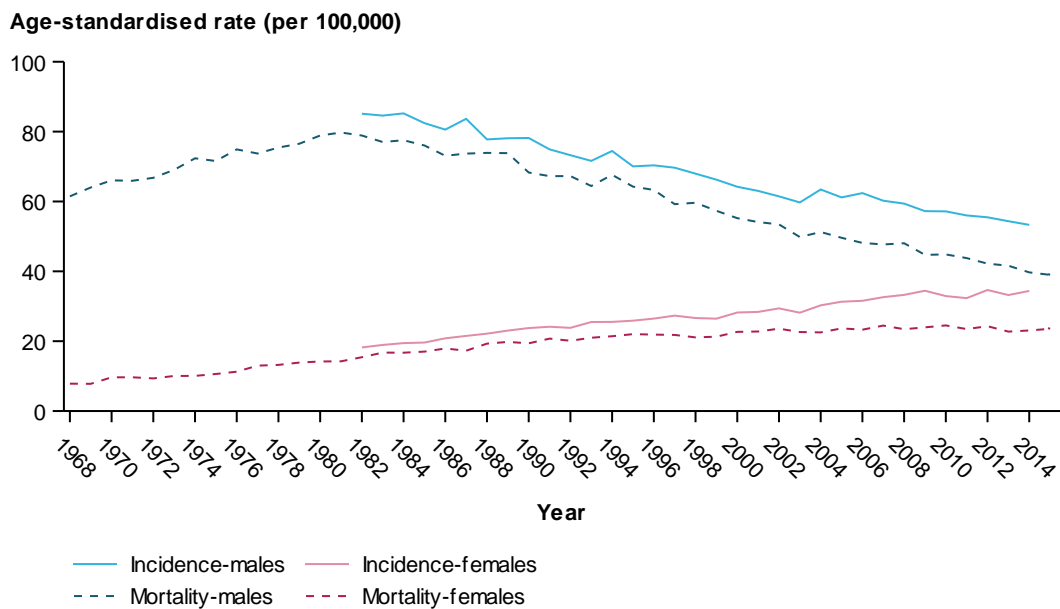
Notes

1. Comprises ICD-10 codes C22.

2. Deaths registered in 2013 and earlier are based on the final version of cause of death data, deaths registered in 2013 are based on the revised version and deaths registered in 2014 and 2015 are based on preliminary versions and are subject to further revision by the ABS.

Figures for lung cancer

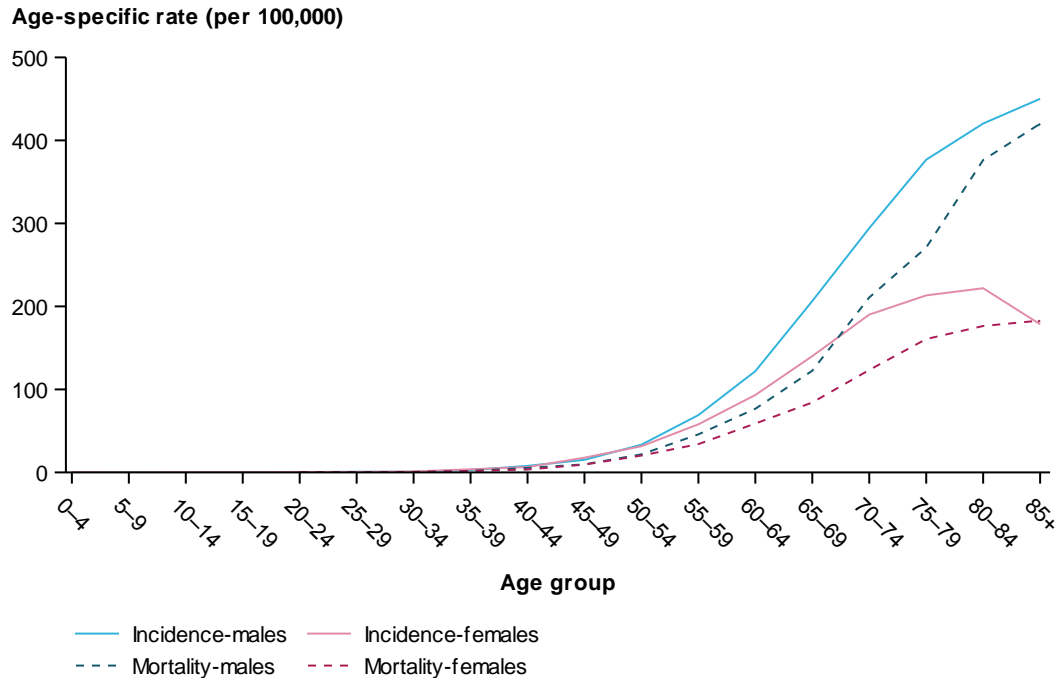
Age-standardised incidence and mortality rates of lung cancer, by year



Notes

1. Comprises ICD-10 codes C33–C34.
2. Rates are expressed per 100,000 population and age standardised to the 2001 Australian Standard Population.
3. Deaths registered in 2013 and earlier are based on the final version of cause of death data, deaths registered in 2013 are based on the revised version and deaths registered in 2014 and 2015 are based on preliminary versions and are subject to further revision by the ABS.

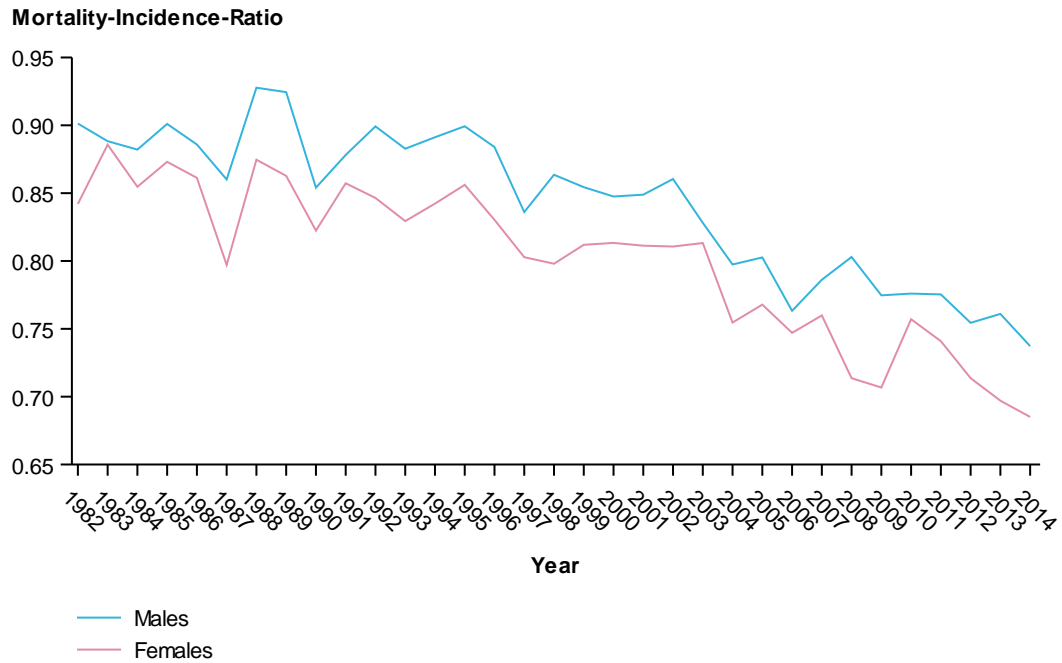
Age-specific incidence (2014) and mortality rate (2015) of lung cancer, by age group



Notes

1. Comprises ICD-10 codes C33–C34.
2. Deaths in 2015 are based on the year of registration of death.

Mortality-to-incidence ratio of lung cancer, by year



Notes

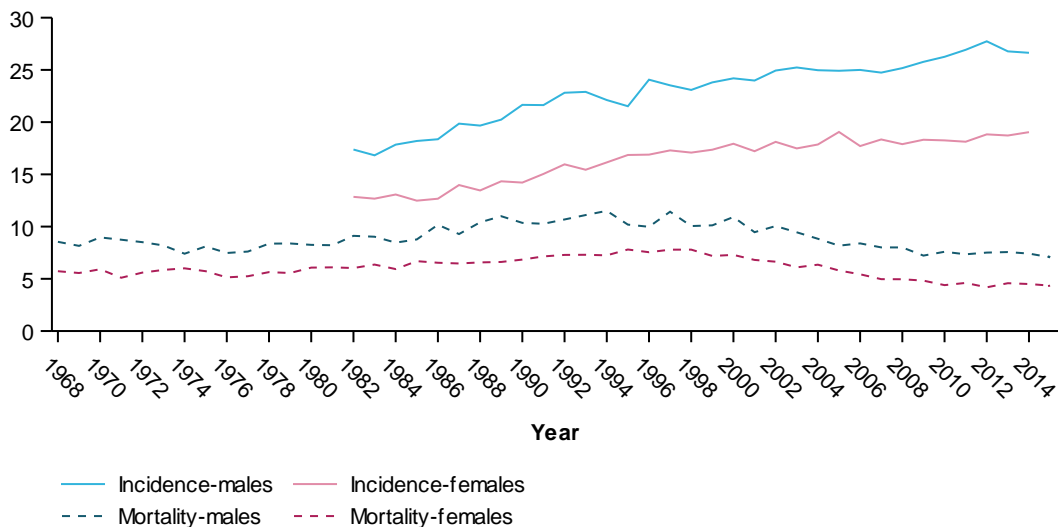
1. Comprises ICD-10 codes C33–C34.

2. Deaths registered in 2013 and earlier are based on the final version of cause of death data, deaths registered in 2013 are based on the revised version and deaths registered in 2014 and 2015 are based on preliminary versions and are subject to further revision by the ABS.

Figures for lymphoma (all types)

Age-standardised incidence and mortality rates of lymphoma (all types), by year

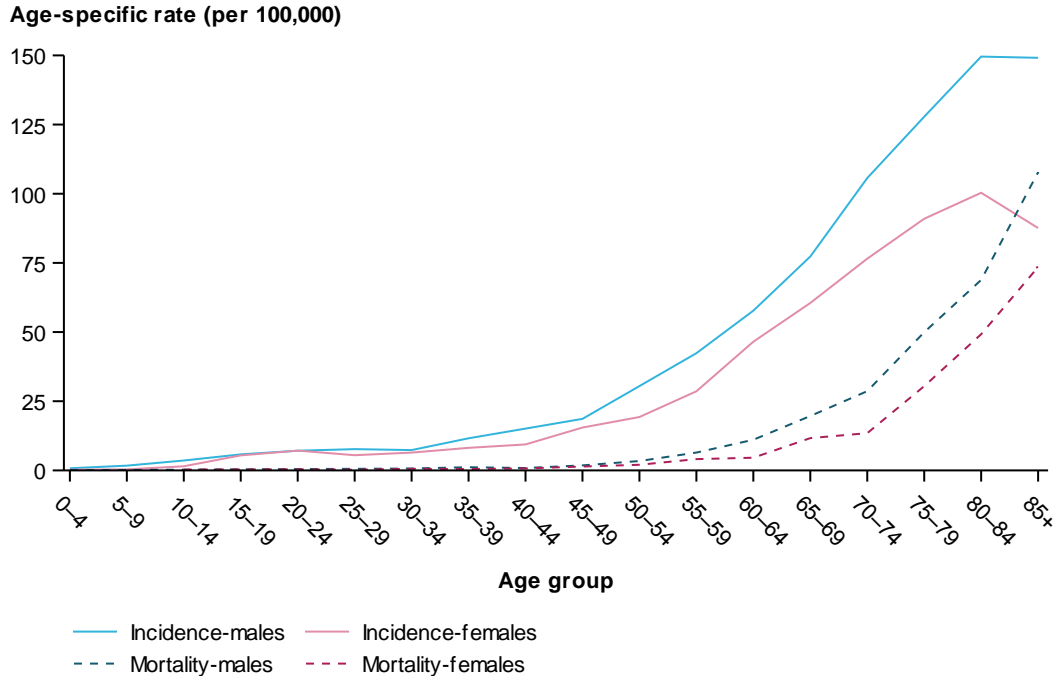
Age-standardised rate (per 100,000)



Notes

1. Comprises ICD-10 codes C81–C86.
2. Rates are expressed per 100,000 population and age standardised to the 2001 Australian Standard Population.
3. Deaths registered in 2013 and earlier are based on the final version of cause of death data, deaths registered in 2013 are based on the revised version and deaths registered in 2014 and 2015 are based on preliminary versions and are subject to further revision by the ABS.

Age-specific incidence (2014) and mortality rate (2015) of lymphoma (all types), by age group

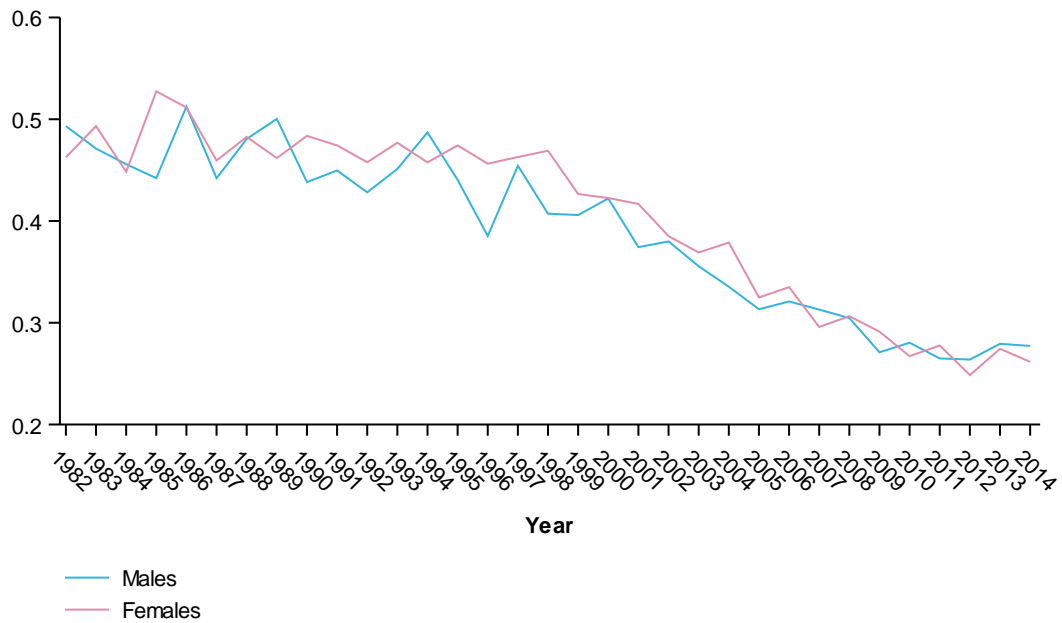


Notes

1. Comprises ICD-10 codes C81–C86.
2. Deaths in 2015 are based on the year of registration of death.

Mortality-to-incidence ratio of lymphoma (all types), by year

Mortality-Incidence-Ratio

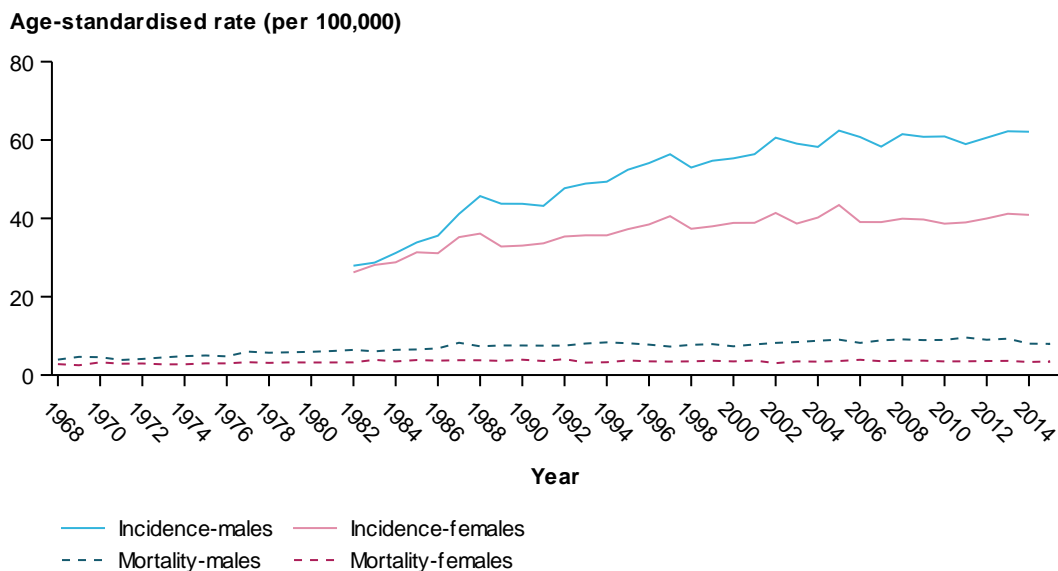


Notes

1. Comprises ICD-10 codes C81–C86.
2. Deaths registered in 2013 and earlier are based on the final version of cause of death data, deaths registered in 2013 are based on the revised version and deaths registered in 2014 and 2015 are based on preliminary versions and are subject to further revision by the ABS.

Figures for melanoma of the skin

Age-standardised incidence and mortality rates of melanoma of the skin, by year

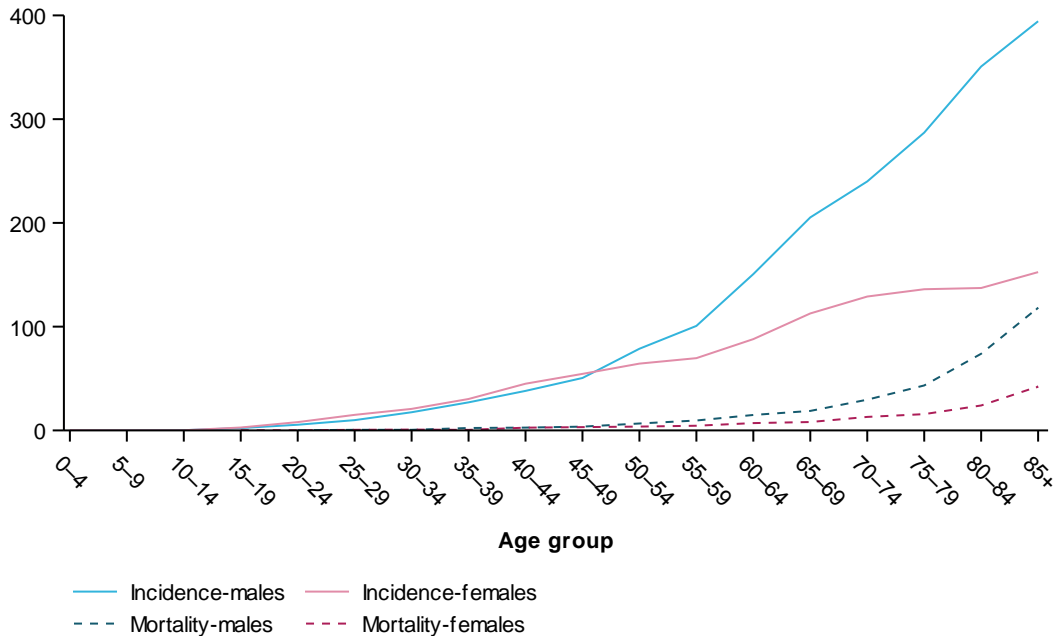


Notes

1. Comprises ICD-10 codes C43.
2. Rates are expressed per 100,000 population and age standardised to the 2001 Australian Standard Population.
3. Deaths registered in 2013 and earlier are based on the final version of cause of death data, deaths registered in 2013 are based on the revised version and deaths registered in 2014 and 2015 are based on preliminary versions and are subject to further revision by the ABS.

Age-specific incidence (2014) and mortality rate (2015) of melanoma of the skin, by age group

Age-specific rate (per 100,000)

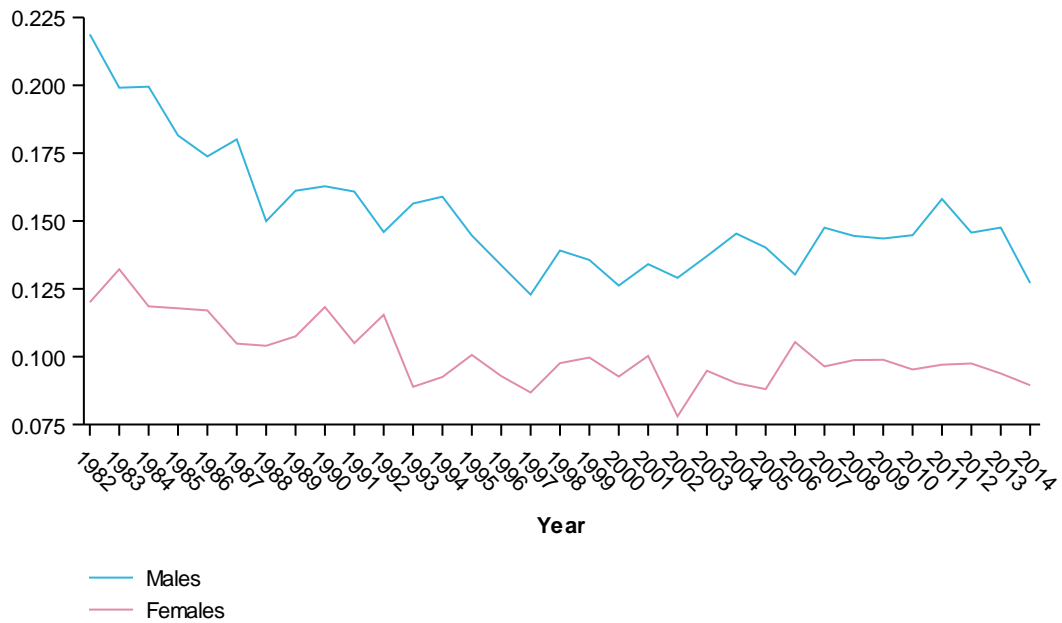


Notes

1. Comprises ICD-10 codes C43.
2. Deaths in 2015 are based on the year of registration of death.

Mortality-to-incidence ratio of melanoma of the skin, by year

Mortality-Incidence-Ratio



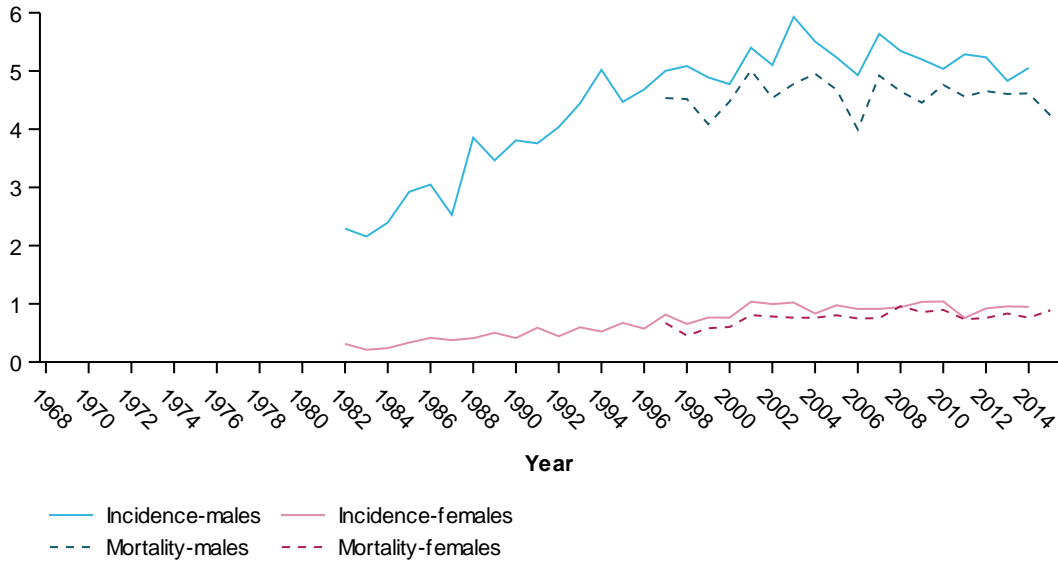
Notes

1. Comprises ICD-10 codes C43.
2. Deaths registered in 2013 and earlier are based on the final version of cause of death data, deaths registered in 2013 are based on the revised version and deaths registered in 2014 and 2015 are based on preliminary versions and are subject to further revision by the ABS.

Figures for mesothelioma

Age-standardised incidence and mortality rates of mesothelioma, by year

Age-standardised rate (per 100,000)

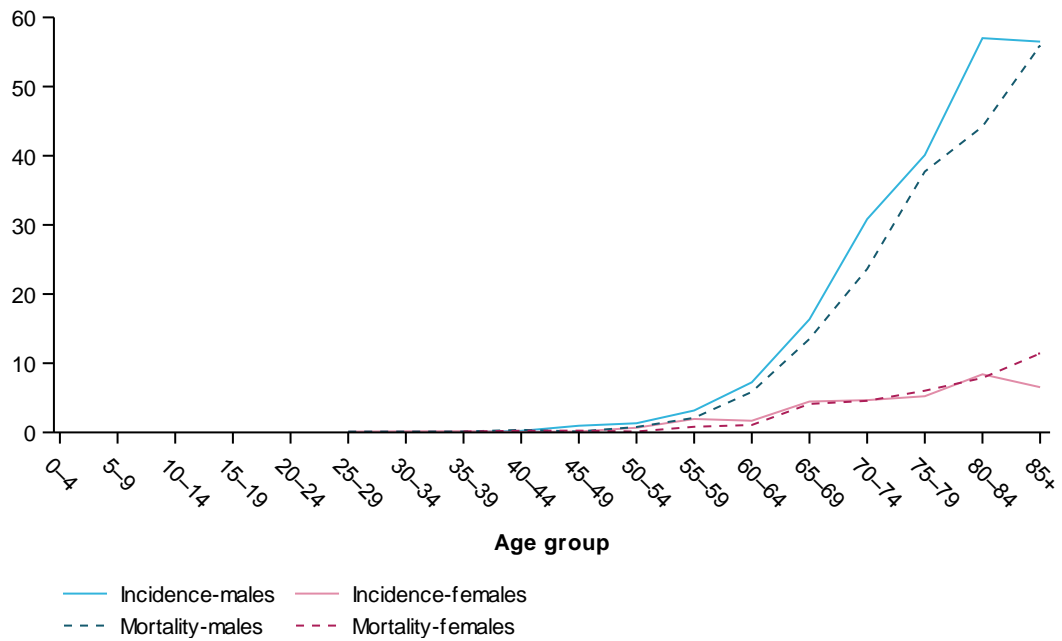


Notes

1. Comprises ICD-10 codes C45.
2. Rates are expressed per 100,000 population and age standardised to the 2001 Australian Standard Population.
3. Deaths registered in 2013 and earlier are based on the final version of cause of death data, deaths registered in 2013 are based on the revised version and deaths registered in 2014 and 2015 are based on preliminary versions and are subject to further revision by the ABS.

Age-specific incidence (2014) and mortality rate (2015) of mesothelioma, by age group

Age-specific rate (per 100,000)

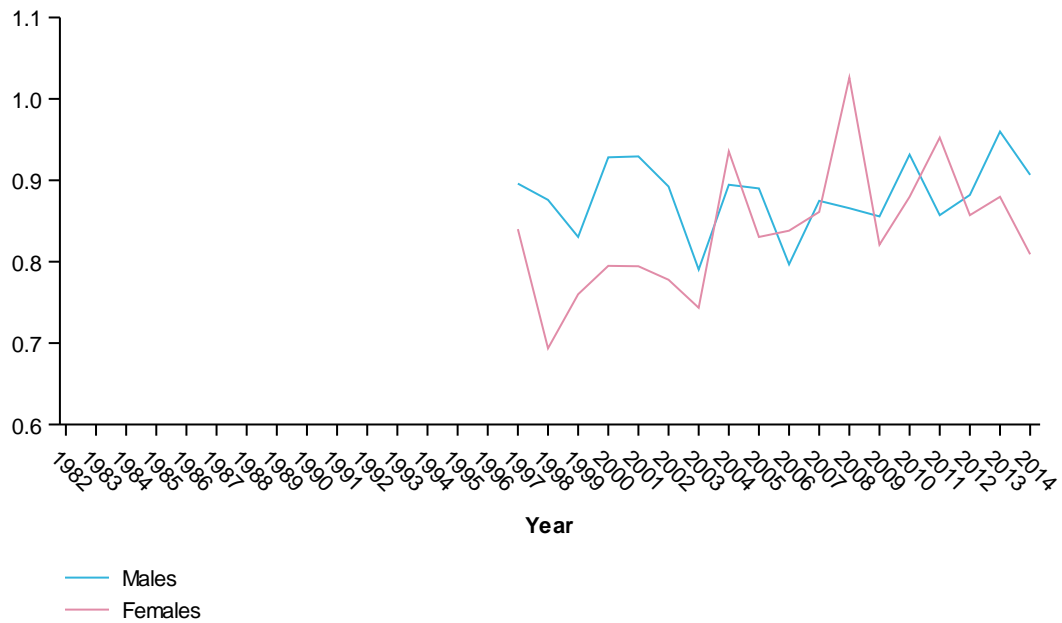


Notes

1. Comprises ICD-10 codes C45.
2. Deaths in 2015 are based on the year of registration of death.

Mortality-to-incidence ratio of mesothelioma, by year

Mortality-Incidence-Ratio

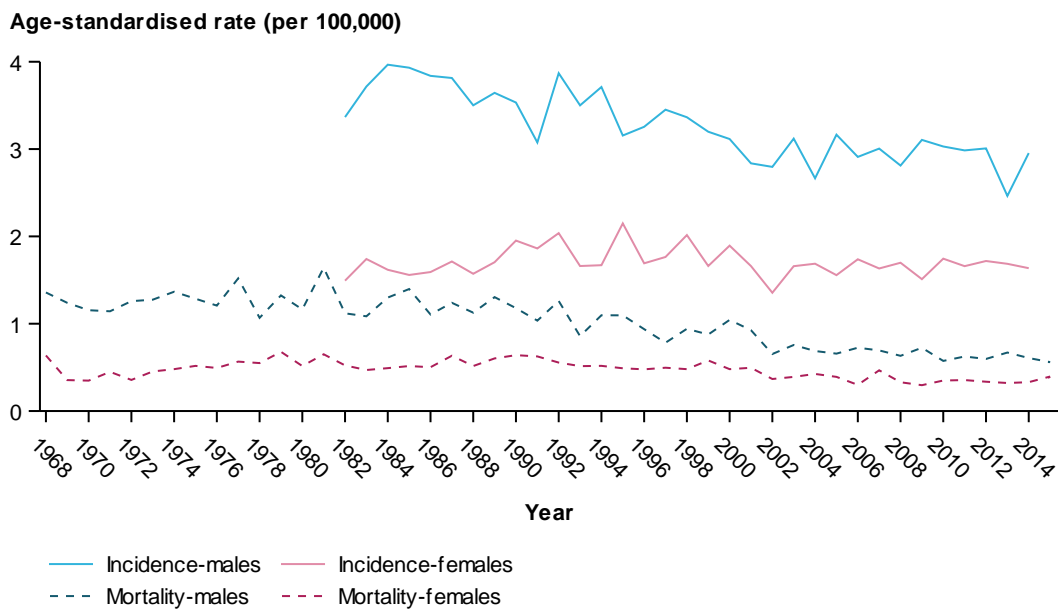


Notes

1. Comprises ICD-10 codes C45.
2. Deaths registered in 2013 and earlier are based on the final version of cause of death data, deaths registered in 2013 are based on the revised version and deaths registered in 2014 and 2015 are based on preliminary versions and are subject to further revision by the ABS.

Figures for mouth cancer

Age-standardised incidence and mortality rates of mouth cancer, by year

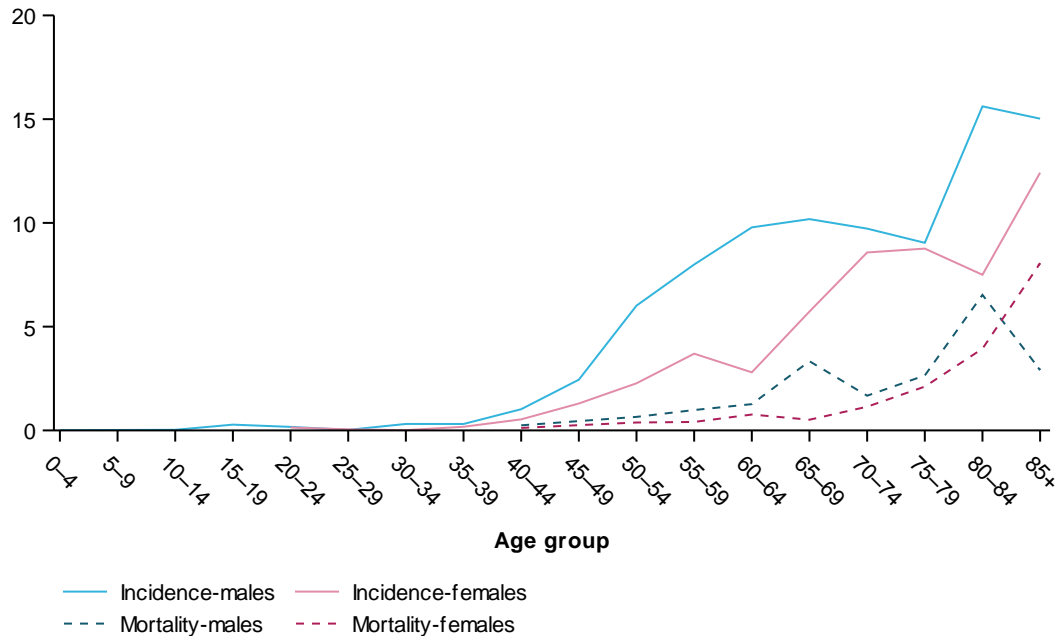


Notes

1. Comprises ICD-10 codes C03–C06.
2. Rates are expressed per 100,000 population and age standardised to the 2001 Australian Standard Population.
3. Deaths registered in 2013 and earlier are based on the final version of cause of death data, deaths registered in 2013 are based on the revised version and deaths registered in 2014 and 2015 are based on preliminary versions and are subject to further revision by the ABS.

Age-specific incidence (2014) and mortality rate (2015) of mouth cancer, by age group

Age-specific rate (per 100,000)

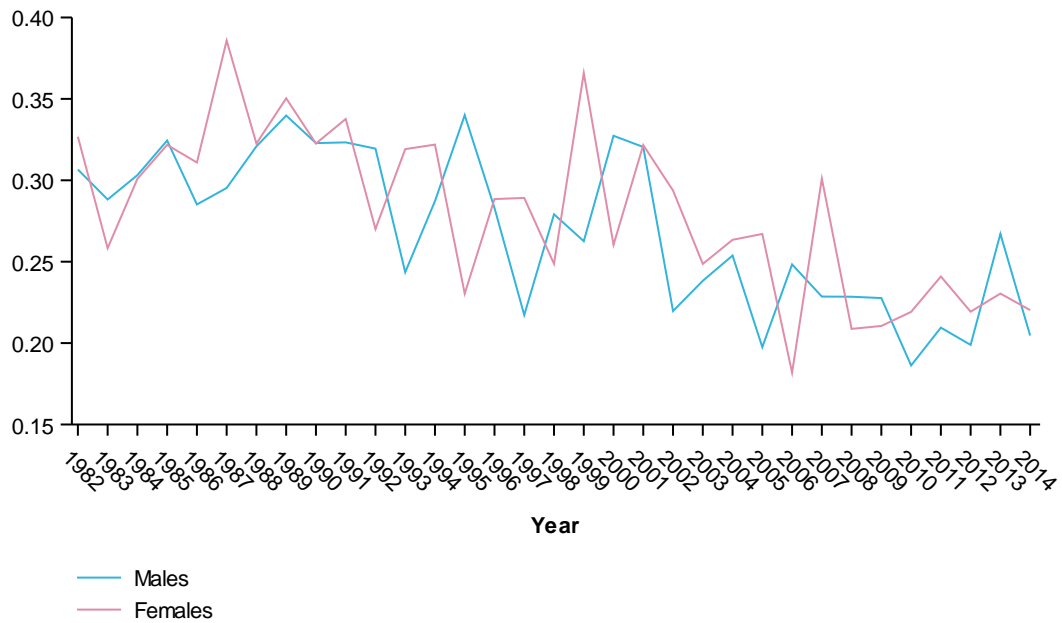


Notes

1. Comprises ICD-10 codes C03-C06.
2. Deaths in 2015 are based on the year of registration of death.

Mortality-to-incidence ratio of mouth cancer, by year

Mortality-Incidence-Ratio

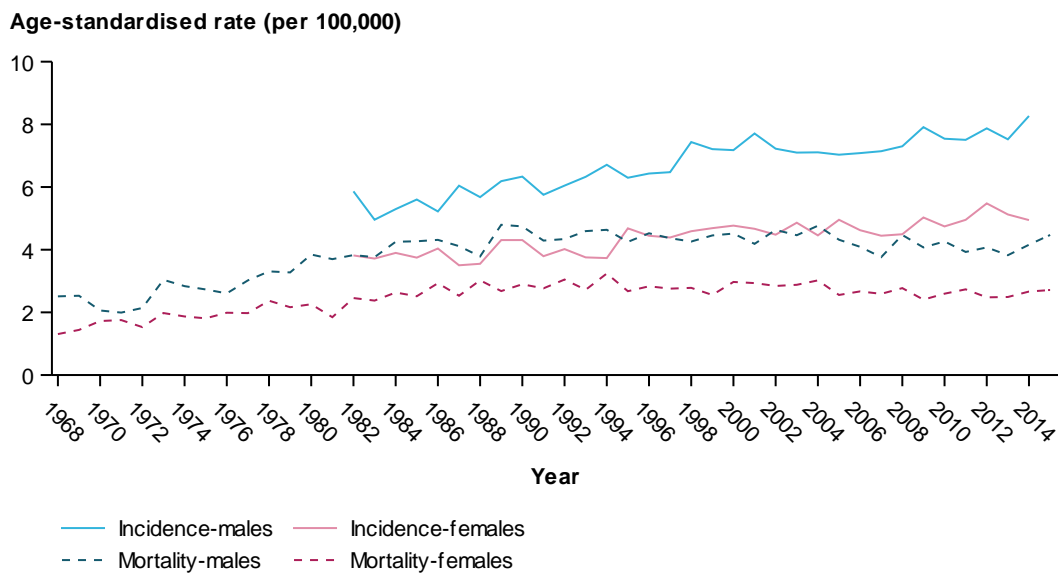


Notes

1. Comprises ICD-10 codes C03–C06.
2. Deaths registered in 2013 and earlier are based on the final version of cause of death data, deaths registered in 2013 are based on the revised version and deaths registered in 2014 and 2015 are based on preliminary versions and are subject to further revision by the ABS.

Figures for multiple myeloma

Age-standardised incidence and mortality rates of multiple myeloma, by year

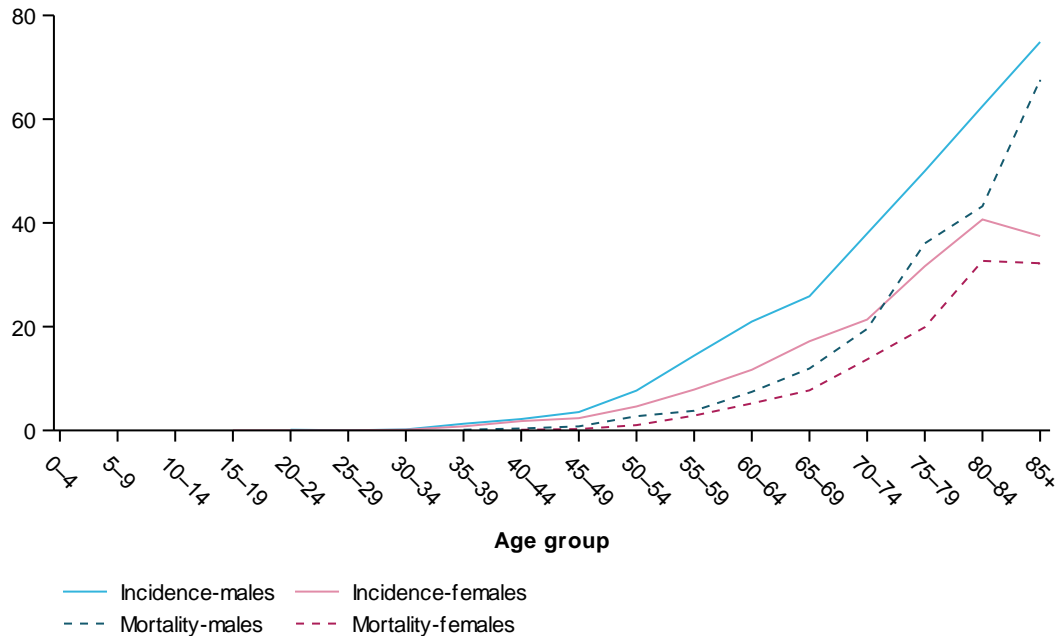


Notes

1. Comprises ICD-10 codes C90.0.
2. Rates are expressed per 100,000 population and age standardised to the 2001 Australian Standard Population.
3. Deaths registered in 2013 and earlier are based on the final version of cause of death data, deaths registered in 2013 are based on the revised version and deaths registered in 2014 and 2015 are based on preliminary versions and are subject to further revision by the ABS.

Age-specific incidence (2014) and mortality rate (2015) of multiple myeloma, by age group

Age-specific rate (per 100,000)

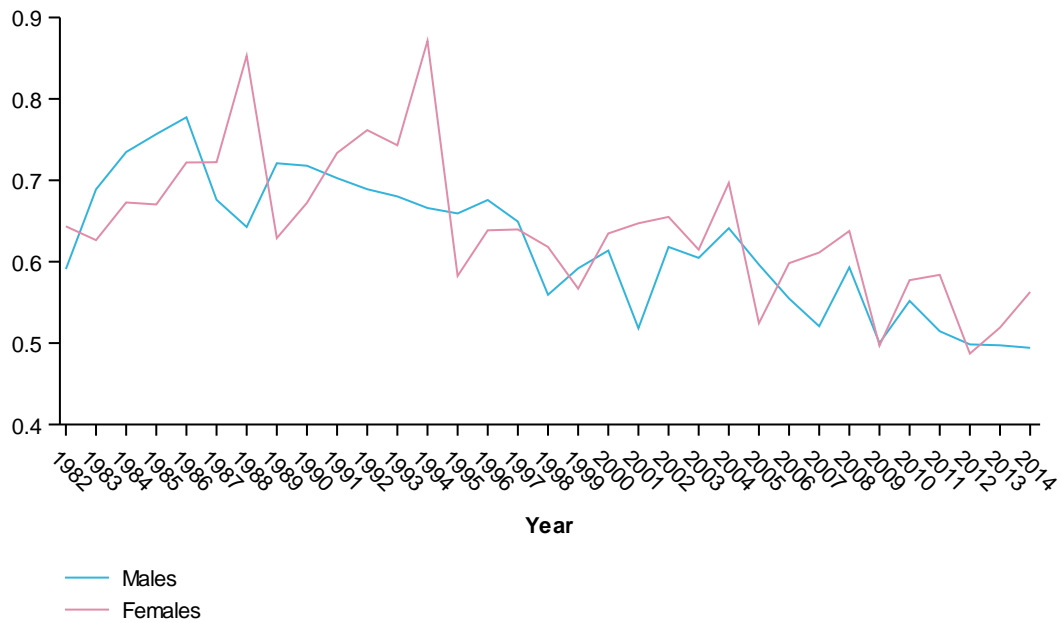


Notes

1. Comprises ICD-10 codes C90.0.
2. Deaths in 2015 are based on the year of registration of death.

Mortality-to-incidence ratio of multiple myeloma, by year

Mortality-Incidence-Ratio

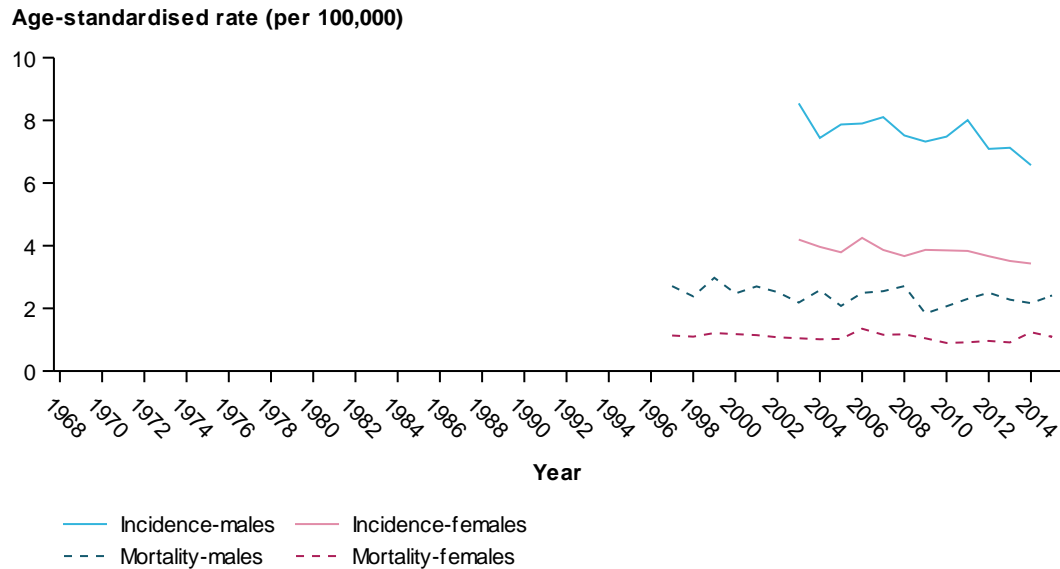


Notes

1. Comprises ICD-10 codes C90.0.
2. Deaths registered in 2013 and earlier are based on the final version of cause of death data, deaths registered in 2013 are based on the revised version and deaths registered in 2014 and 2015 are based on preliminary versions and are subject to further revision by the ABS.

Figures for myelodysplastic syndromes

Age-standardised incidence and mortality rates of myelodysplastic syndromes, by year

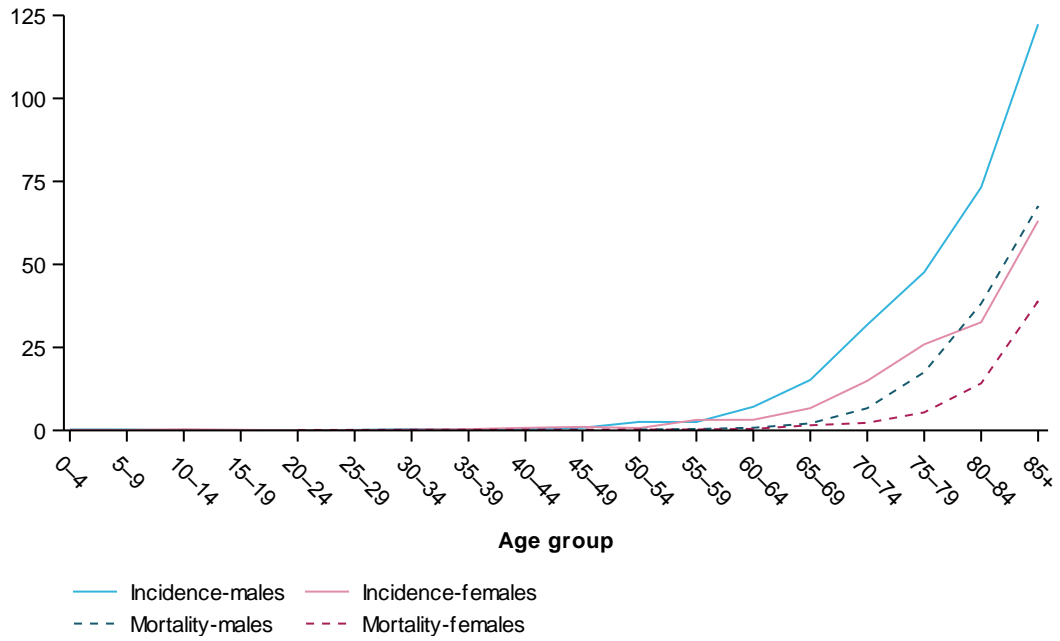


Notes

1. Comprises ICD-10 codes D46.
2. Rates are expressed per 100,000 population and age standardised to the 2001 Australian Standard Population.
3. Deaths registered in 2013 and earlier are based on the final version of cause of death data, deaths registered in 2013 are based on the revised version and deaths registered in 2014 and 2015 are based on preliminary versions and are subject to further revision by the ABS.

Age-specific incidence (2014) and mortality rate (2015) of myelodysplastic syndromes, by age group

Age-specific rate (per 100,000)

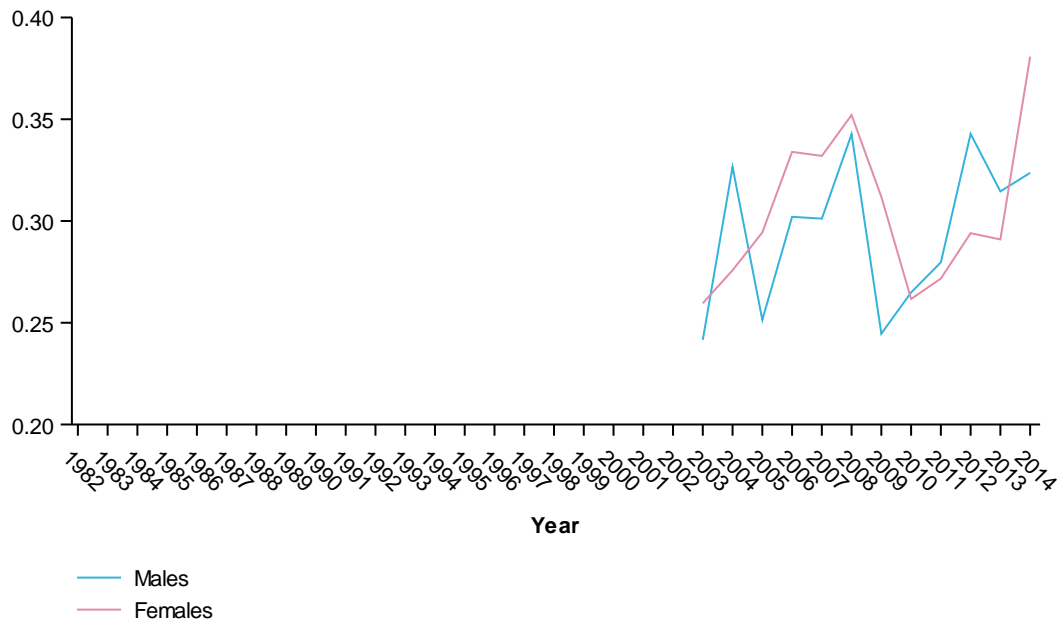


Notes

1. Comprises ICD-10 codes D46.
2. Deaths in 2015 are based on the year of registration of death.

Mortality-to-incidence ratio of myelodysplastic syndromes, by year

Mortality-Incidence-Ratio



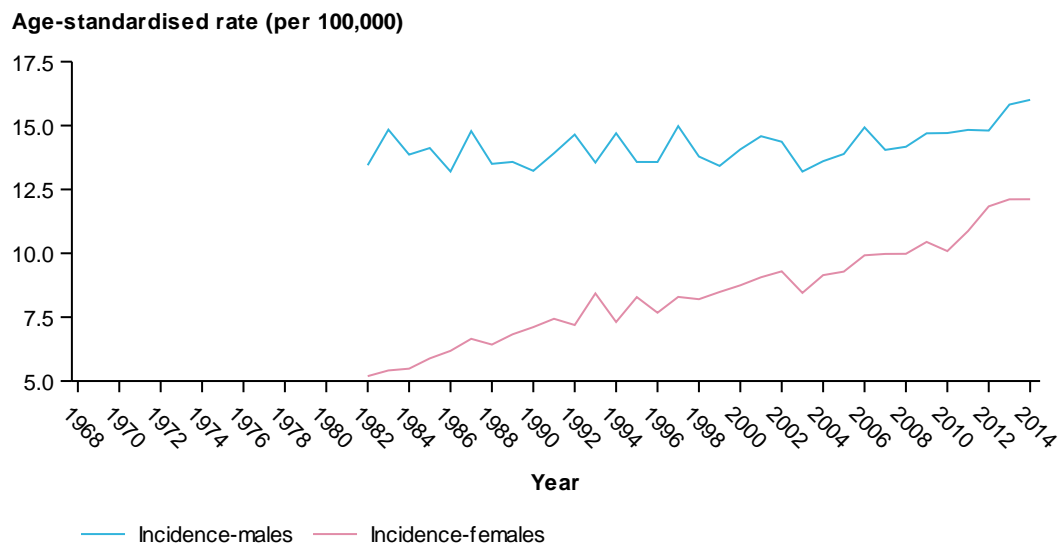
Notes

1. Comprises ICD-10 codes D46.

2. Deaths registered in 2013 and earlier are based on the final version of cause of death data, deaths registered in 2013 are based on the revised version and deaths registered in 2014 and 2015 are based on preliminary versions and are subject to further revision by the ABS.

Figures for neuroendocrine tumours

Age-standardised incidence and mortality rates of neuroendocrine tumours, by year



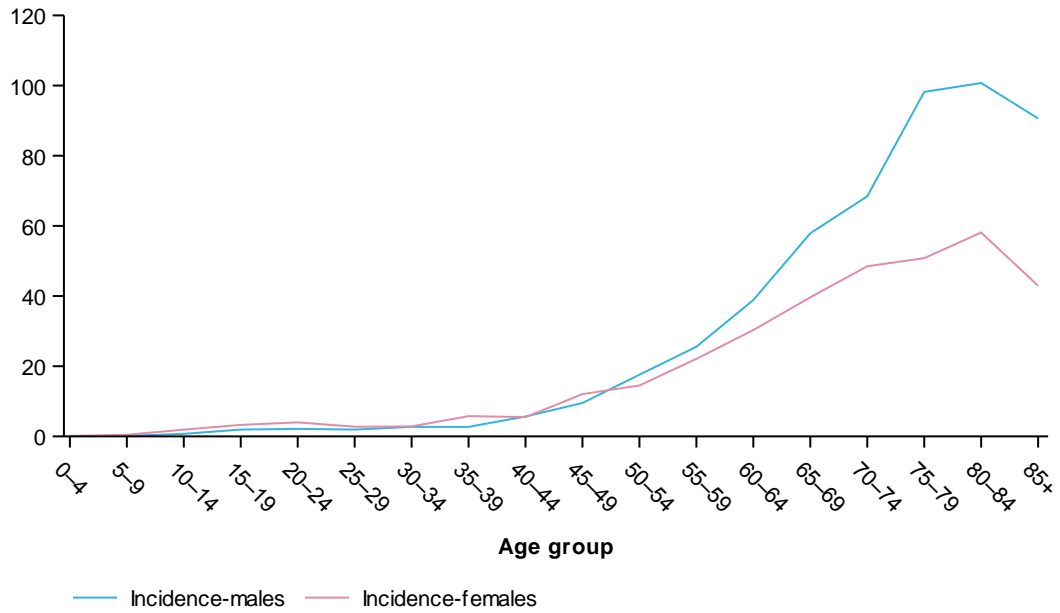
Notes

1. Comprises ICD-10 codes with associated histologies in 8013, 8041-8045, 8150-8157, 8240-8247, 8249, 8345, 8680, 8693, 8700.
2. Rates are expressed per 100,000 population and age standardised to the 2001 Australian Standard Population.
3. Deaths registered in 2013 and earlier are based on the final version of cause of death data, deaths registered in 2013 are based on the revised version and deaths registered in 2014 and 2015 are based on preliminary versions and are subject to further revision by the ABS.

"

Age-specific incidence (2014) and mortality rate (2015) of neuroendocrine tumours, by age group

Age-specific rate (per 100,000)



Notes

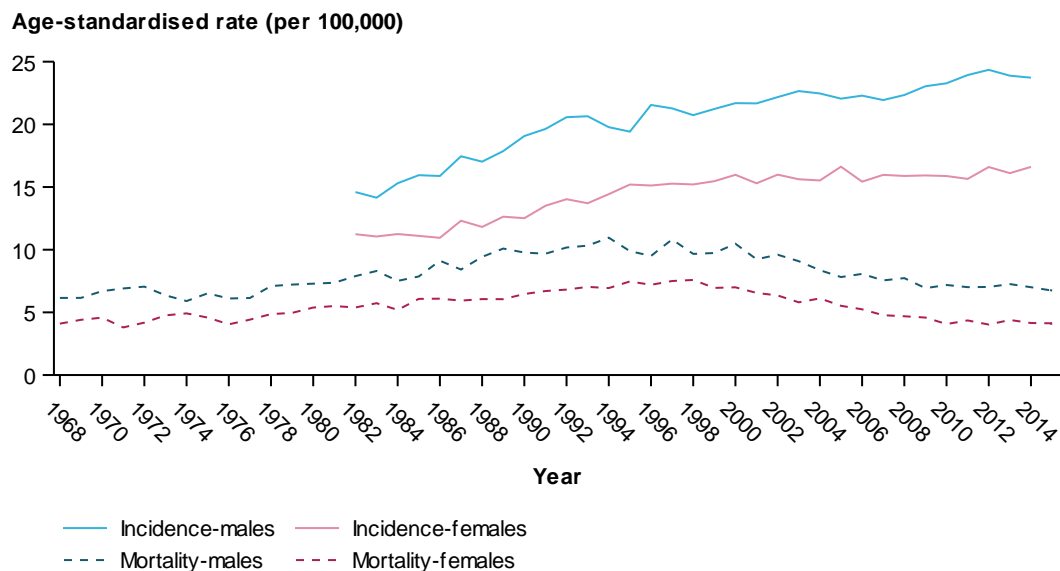
1. Comprises ICD-10 codes with associated histologies in 8013, 8041-8045, 8150-8157, 8240-8247, 8249, 8345, 8680, 8693, 8700.

2. Deaths in 2015 are based on the year of registration of death.

"

Figures for non-Hodgkin lymphoma

Age-standardised incidence and mortality rates of non-Hodgkin lymphoma, by year

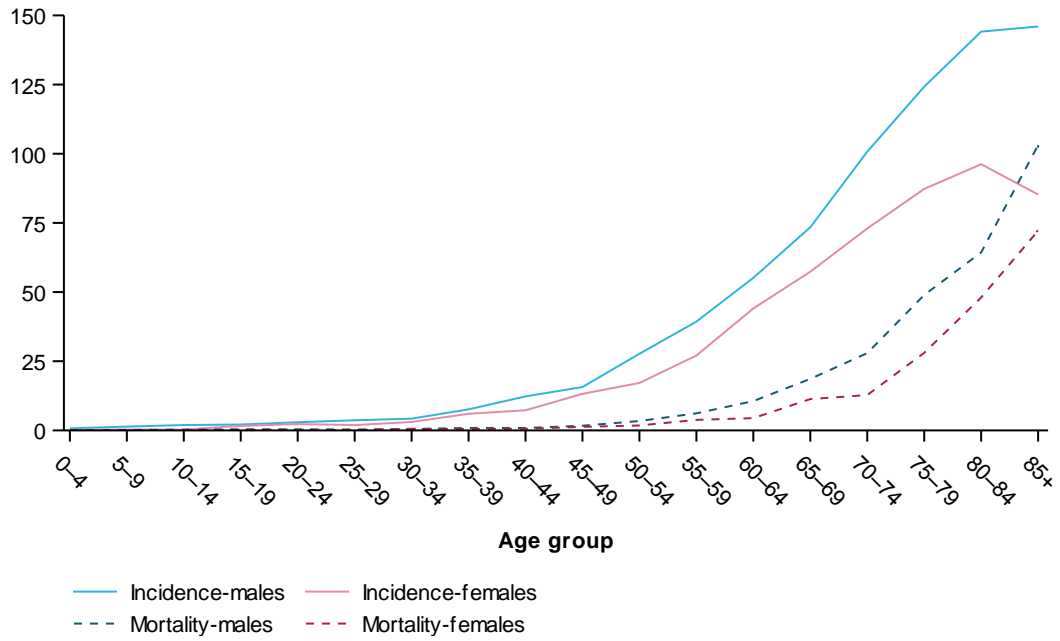


Notes

1. Comprises ICD-10 codes C82–C86.
2. Rates are expressed per 100,000 population and age standardised to the 2001 Australian Standard Population.
3. Deaths registered in 2013 and earlier are based on the final version of cause of death data, deaths registered in 2013 are based on the revised version and deaths registered in 2014 and 2015 are based on preliminary versions and are subject to further revision by the ABS.

Age-specific incidence (2014) and mortality rate (2015) of non-Hodgkin lymphoma, by age group

Age-specific rate (per 100,000)

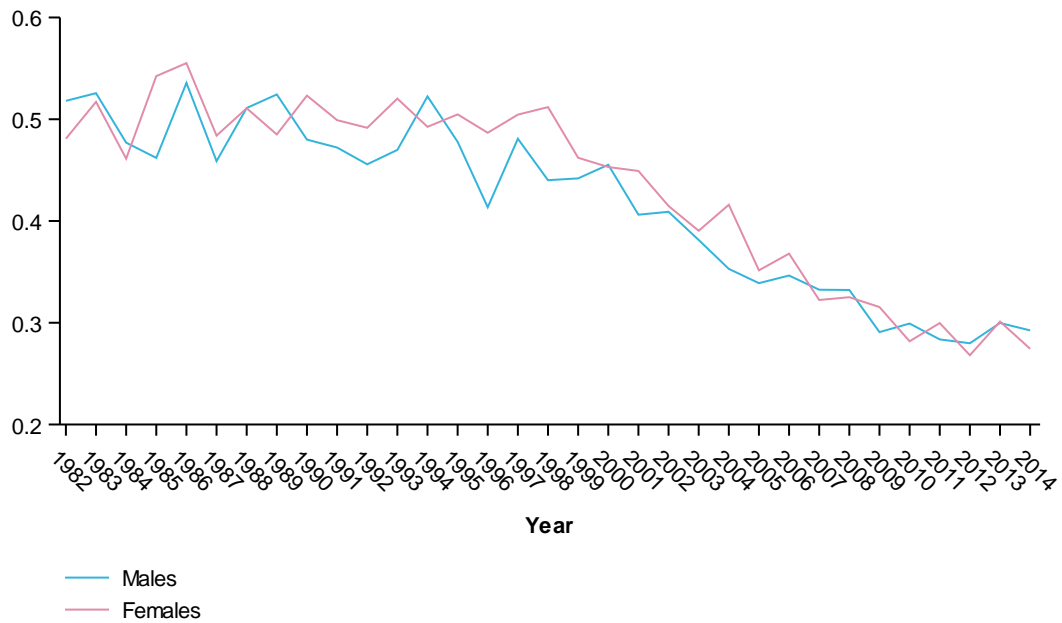


Notes

1. Comprises ICD-10 codes C82–C86.
2. Deaths in 2015 are based on the year of registration of death.

Mortality-to-incidence ratio of non-Hodgkin lymphoma, by year

Mortality-Incidence-Ratio



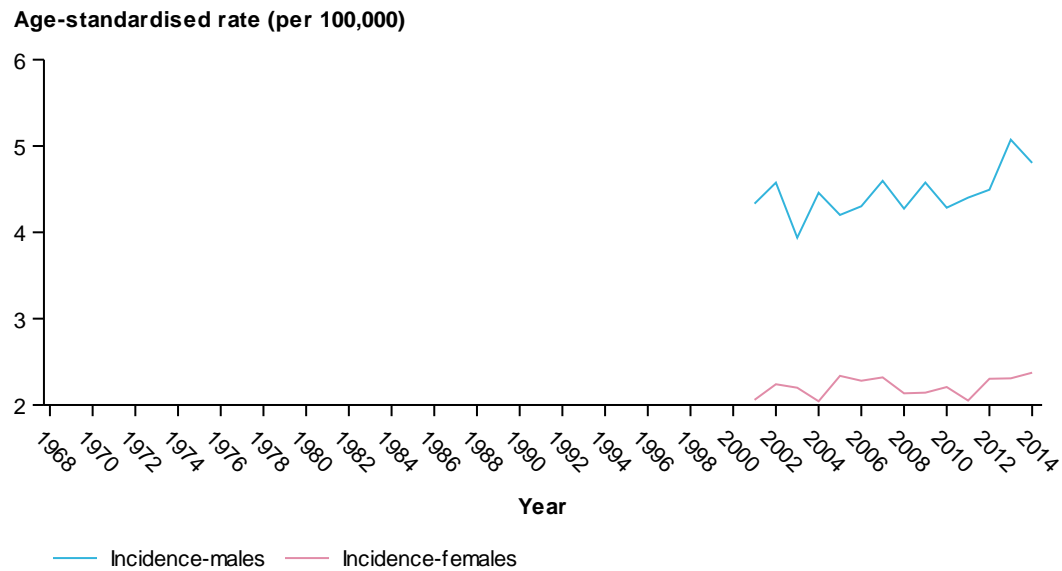
Notes

1. Comprises ICD-10 codes C82–C86.

2. Deaths registered in 2013 and earlier are based on the final version of cause of death data, deaths registered in 2013 are based on the revised version and deaths registered in 2014 and 2015 are based on preliminary versions and are subject to further revision by the ABS.

Figures for non-melanoma skin cancer (rare types)

Age-standardised incidence and mortality rates of non-melanoma skin cancer (rare types), by year



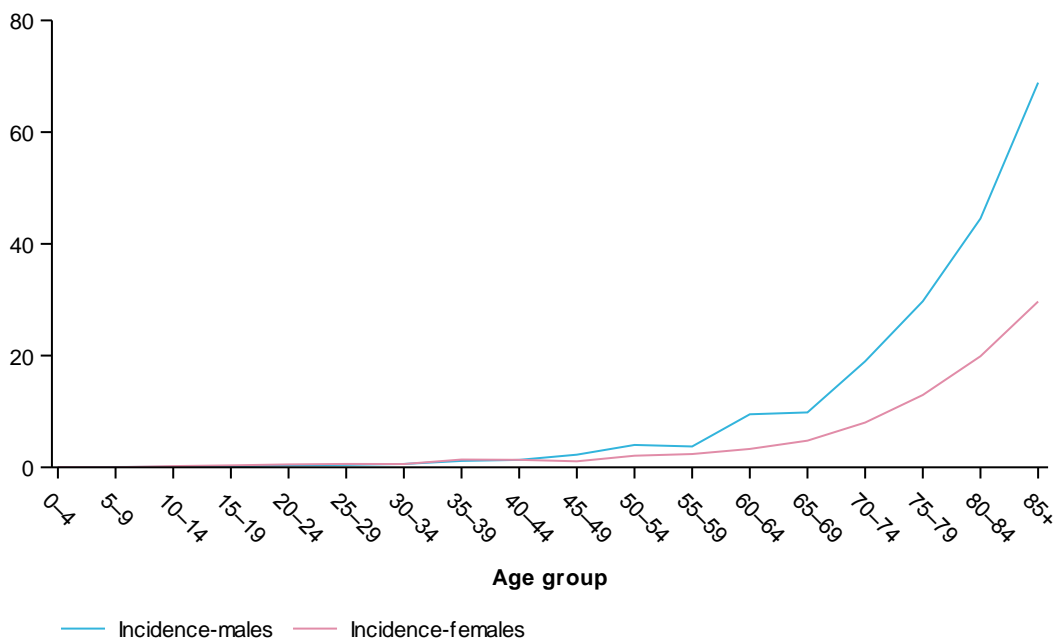
Notes

1. Comprises ICD-10 codes C44.
2. Rates are expressed per 100,000 population and age standardised to the 2001 Australian Standard Population.
3. Deaths registered in 2013 and earlier are based on the final version of cause of death data, deaths registered in 2013 are based on the revised version and deaths registered in 2014 and 2015 are based on preliminary versions and are subject to further revision by the ABS.

*Incidence data excludes those codes that indicate a basal or squamous cell carcinoma

Age-specific incidence (2014) and mortality rate (2015) of non-melanoma skin cancer (rare types), by age group

Age-specific rate (per 100,000)



Notes

1. Comprises ICD-10 codes C44.

2. Deaths in 2015 are based on the year of registration of death.

'Incidence data excludes those codes that indicate a basal or squamous cell carcinoma

Figures for non-melanoma skin cancer (all types)

Age-standardised incidence and mortality rates of non-melanoma skin cancer (all types), by year

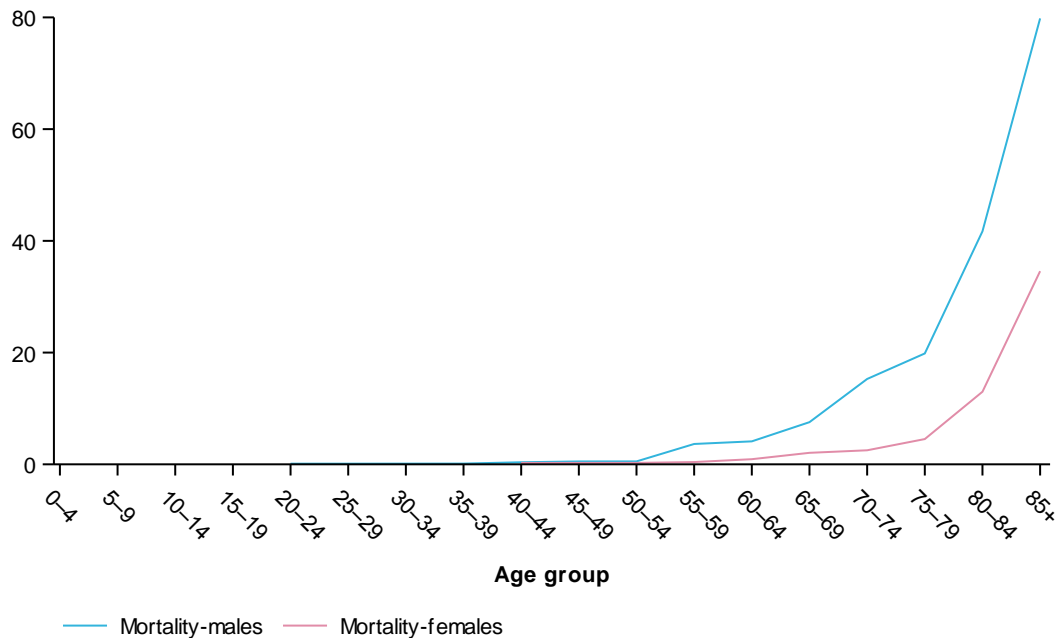


Notes

1. Comprises ICD-10 codes C44.
2. Rates are expressed per 100,000 population and age standardised to the 2001 Australian Standard Population.
3. Deaths registered in 2013 and earlier are based on the final version of cause of death data, deaths registered in 2013 are based on the revised version and deaths registered in 2014 and 2015 are based on preliminary versions and are subject to further revision by the ABS.

Age-specific incidence (2014) and mortality rate (2015) of non-melanoma skin cancer (all types), by age group

Age-specific rate (per 100,000)

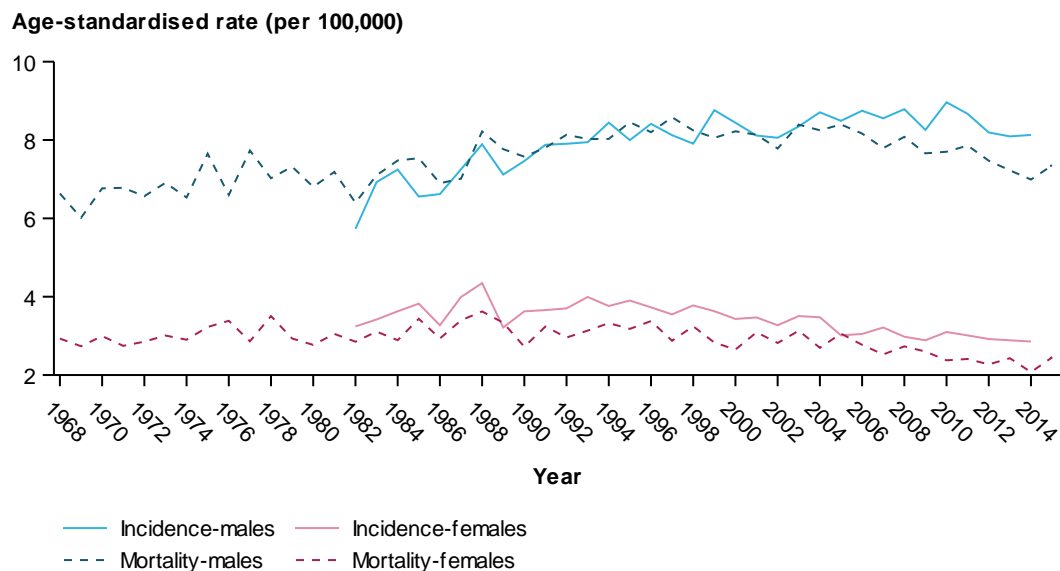


Notes

1. Comprises ICD-10 codes C44.
2. Deaths in 2015 are based on the year of registration of death.

Figures for oesophageal cancer

Age-standardised incidence and mortality rates of oesophageal cancer, by year

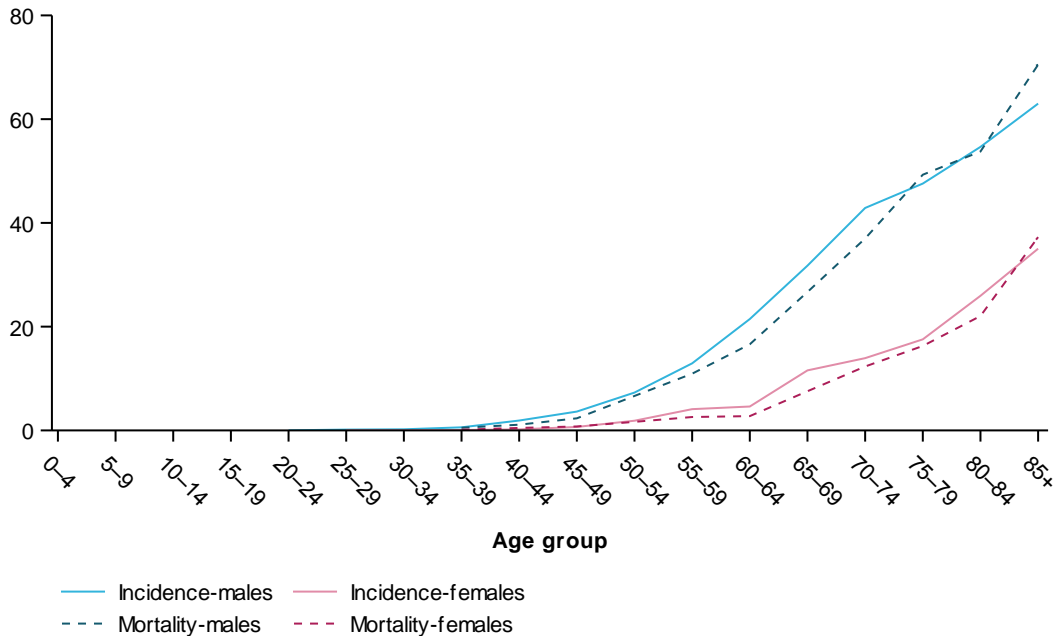


Notes

1. Comprises ICD-10 codes C15.
2. Rates are expressed per 100,000 population and age standardised to the 2001 Australian Standard Population.
3. Deaths registered in 2013 and earlier are based on the final version of cause of death data, deaths registered in 2013 are based on the revised version and deaths registered in 2014 and 2015 are based on preliminary versions and are subject to further revision by the ABS.

Age-specific incidence (2014) and mortality rate (2015) of oesophageal cancer, by age group

Age-specific rate (per 100,000)

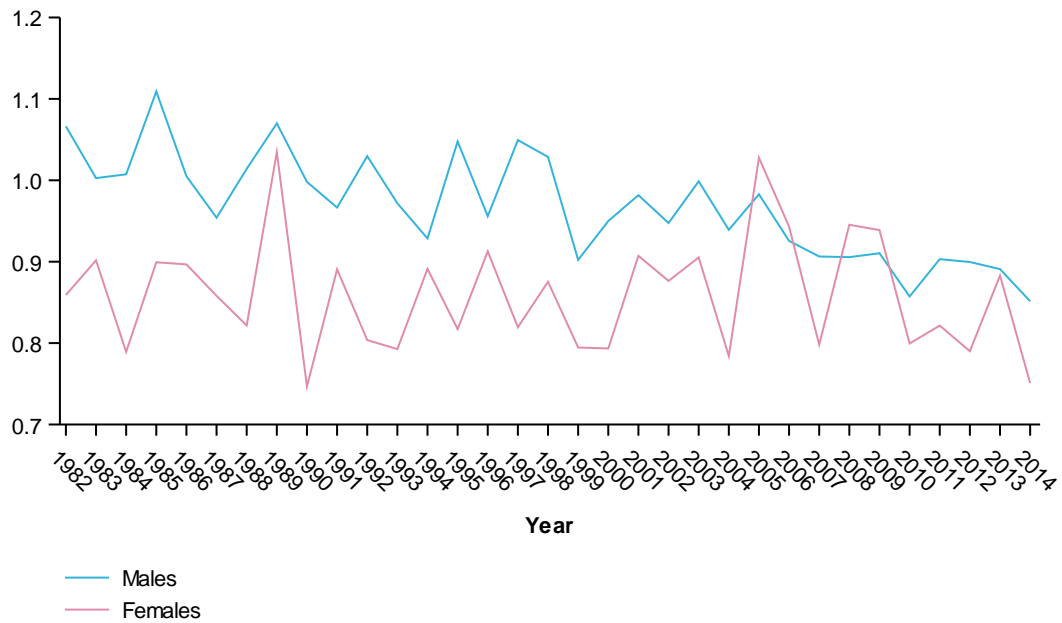


Notes

1. Comprises ICD-10 codes C15.
2. Deaths in 2015 are based on the year of registration of death.

Mortality-to-incidence ratio of oesophageal cancer, by year

Mortality-Incidence-Ratio

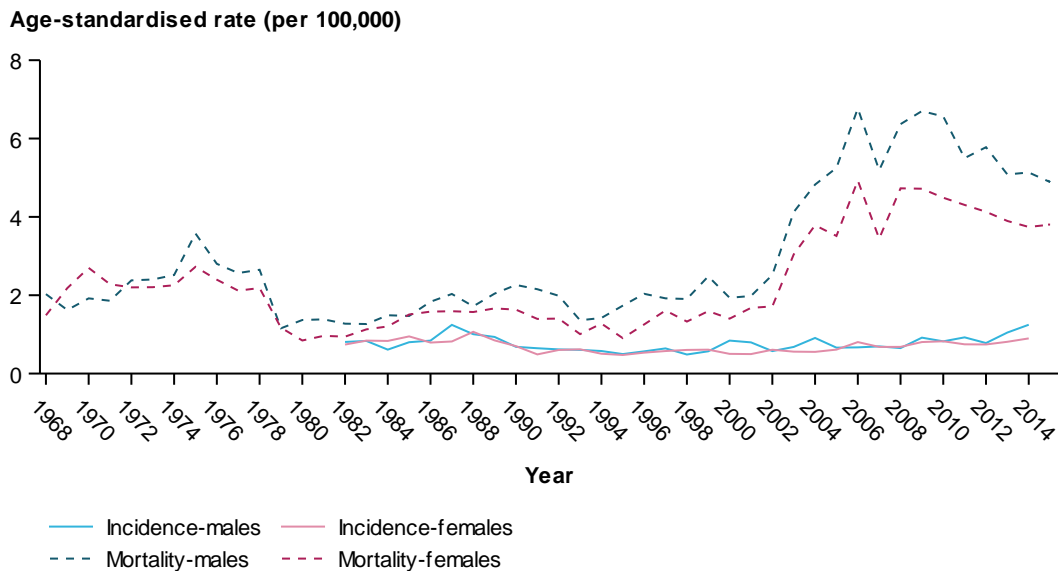


Notes

1. Comprises ICD-10 codes C15.
2. Deaths registered in 2013 and earlier are based on the final version of cause of death data, deaths registered in 2013 are based on the revised version and deaths registered in 2014 and 2015 are based on preliminary versions and are subject to further revision by the ABS.

Figures for cancer of other and ill defined digestive organs

Age-standardised incidence and mortality rates of cancer of other and ill defined digestive organs, by year

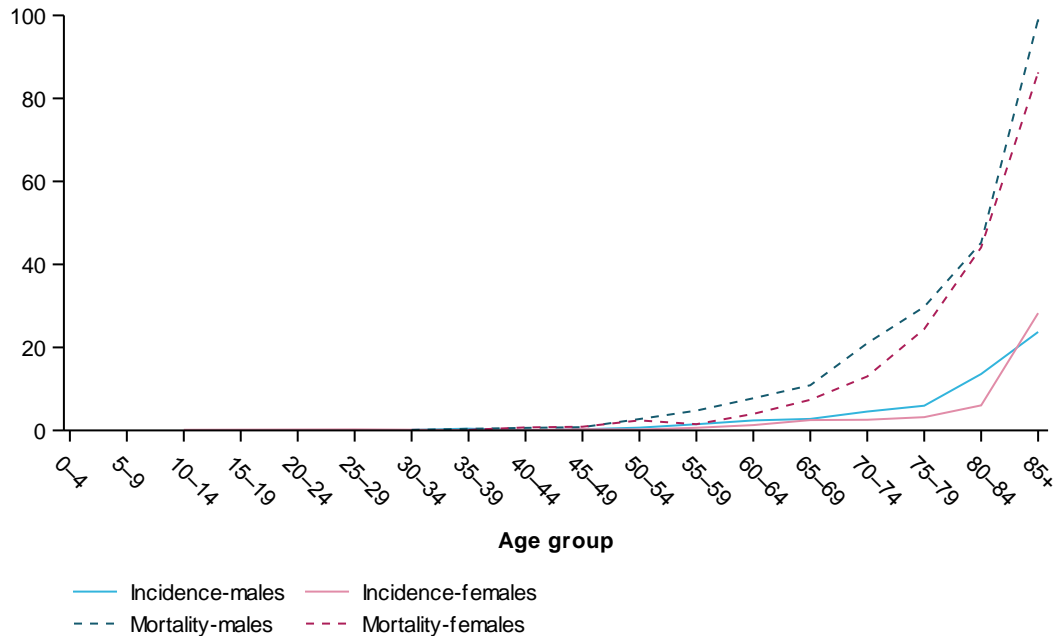


Notes

1. Comprises ICD-10 codes C26.
2. Rates are expressed per 100,000 population and age standardised to the 2001 Australian Standard Population.
3. Deaths registered in 2013 and earlier are based on the final version of cause of death data, deaths registered in 2013 are based on the revised version and deaths registered in 2014 and 2015 are based on preliminary versions and are subject to further revision by the ABS.

Age-specific incidence (2014) and mortality rate (2015) of cancer of other and ill defined digestive organs, by age group

Age-specific rate (per 100,000)

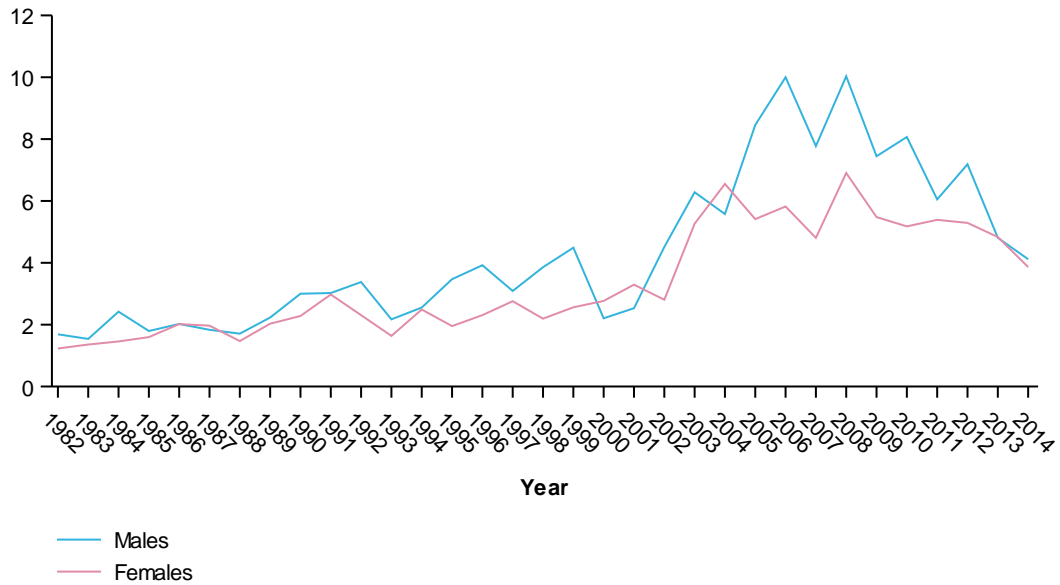


Notes

1. Comprises ICD-10 codes C26.
2. Deaths in 2015 are based on the year of registration of death.

Mortality-to-incidence ratio of cancer of other and ill defined digestive organs, by year

Mortality-Incidence-Ratio

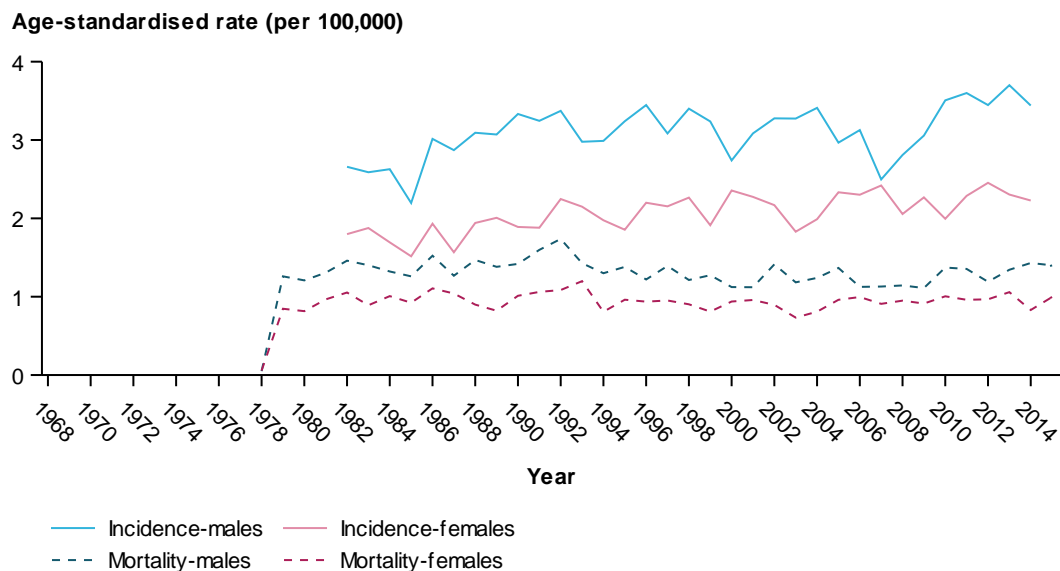


Notes

1. Comprises ICD-10 codes C26.
2. Deaths registered in 2013 and earlier are based on the final version of cause of death data, deaths registered in 2013 are based on the revised version and deaths registered in 2014 and 2015 are based on preliminary versions and are subject to further revision by the ABS.

Figures for cancer of other soft tissues

Age-standardised incidence and mortality rates of cancer of other soft tissues, by year

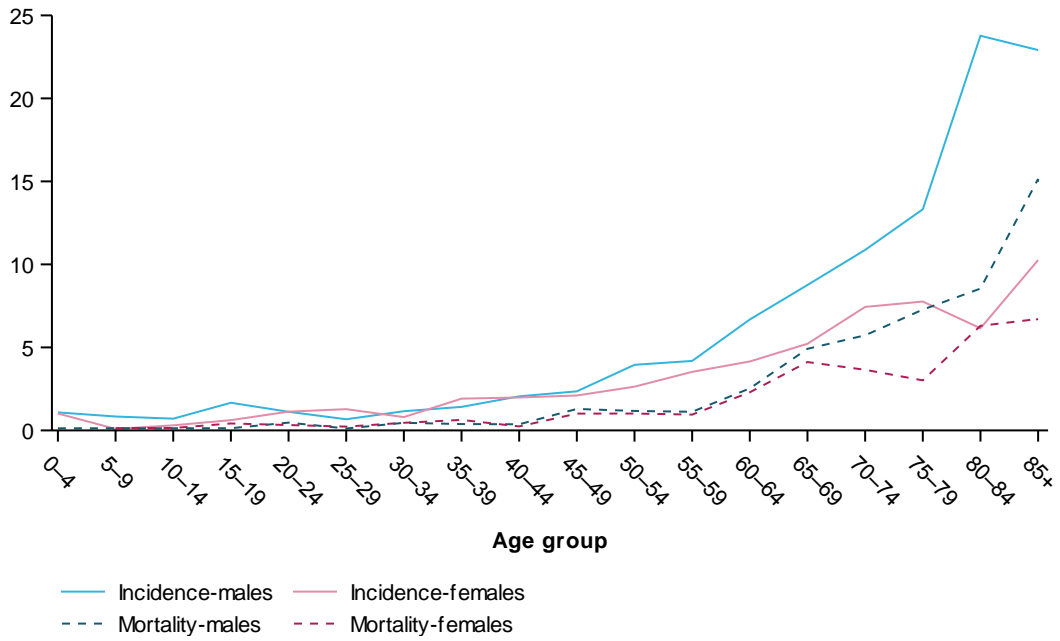


Notes

1. Comprises ICD-10 codes C47 and C49.
2. Rates are expressed per 100,000 population and age standardised to the 2001 Australian Standard Population.
3. Deaths registered in 2013 and earlier are based on the final version of cause of death data, deaths registered in 2013 are based on the revised version and deaths registered in 2014 and 2015 are based on preliminary versions and are subject to further revision by the ABS.

Age-specific incidence (2014) and mortality rate (2015) of cancer of other soft tissues, by age group

Age-specific rate (per 100,000)

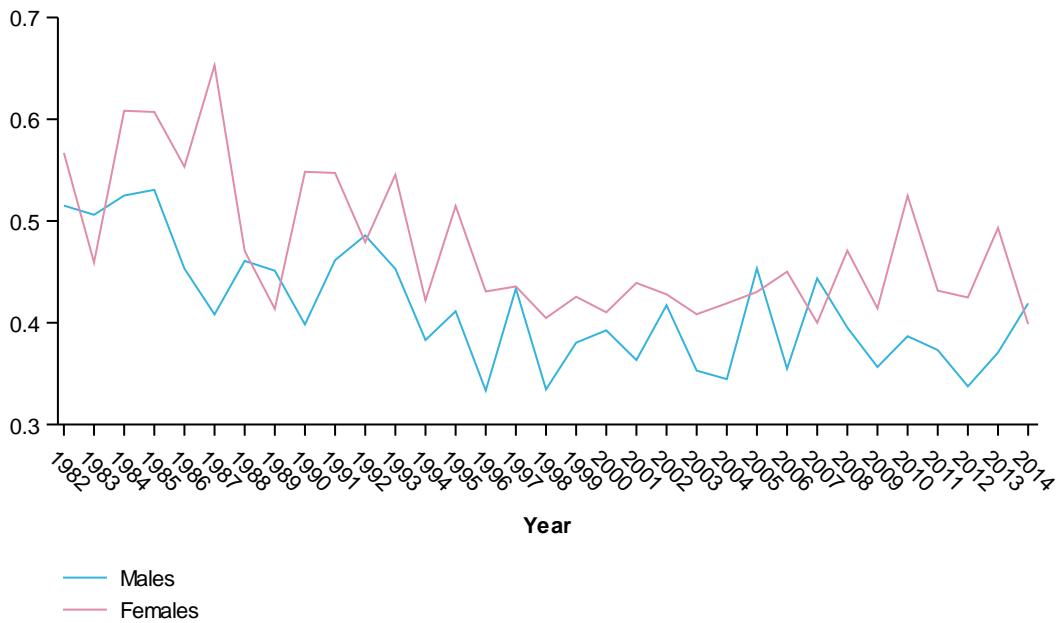


Notes

1. Comprises ICD-10 codes C47 and C49.
2. Deaths in 2015 are based on the year of registration of death.

Mortality-to-incidence ratio of cancer of other soft tissues, by year

Mortality-Incidence-Ratio



Notes

1. Comprises ICD-10 codes C47 and C49.
2. Deaths registered in 2013 and earlier are based on the final version of cause of death data, deaths registered in 2013 are based on the revised version and deaths registered in 2014 and 2015 are based on preliminary versions and are subject to further revision by the ABS.

Figures for ovarian cancer

Age-standardised incidence and mortality rates of ovarian cancer, by year

Age-standardised rate (per 100,000)

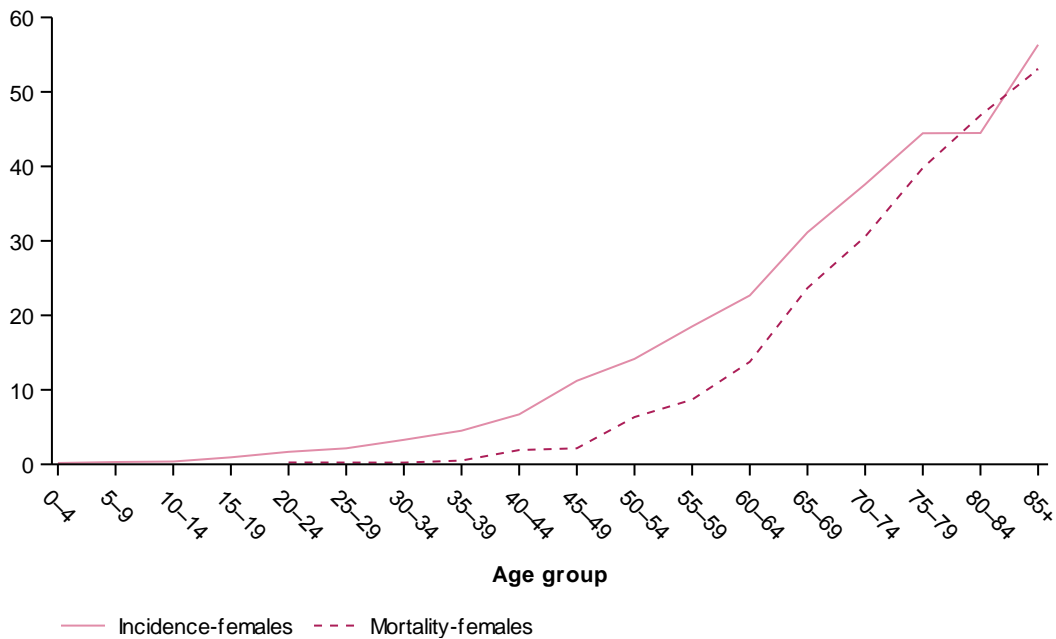


Notes

1. Comprises ICD-10 codes C56.
2. Rates are expressed per 100,000 population and age standardised to the 2001 Australian Standard Population.
3. Deaths registered in 2013 and earlier are based on the final version of cause of death data, deaths registered in 2013 are based on the revised version and deaths registered in 2014 and 2015 are based on preliminary versions and are subject to further revision by the ABS.

Age-specific incidence (2014) and mortality rate (2015) of ovarian cancer, by age group

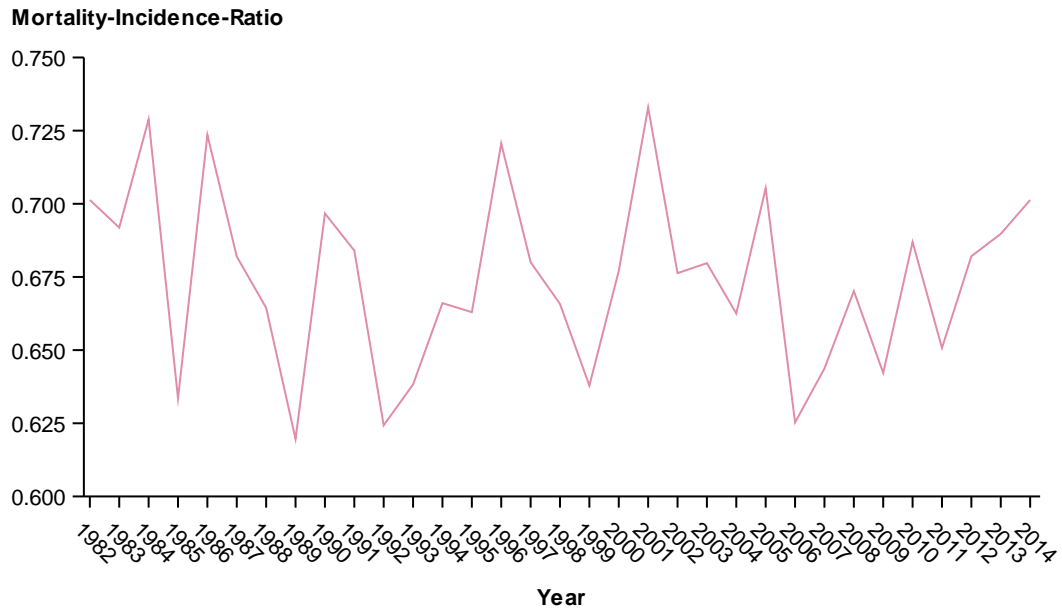
Age-specific rate (per 100,000)



Notes

1. Comprises ICD-10 codes C56.
2. Deaths in 2015 are based on the year of registration of death.

Mortality-to-incidence ratio of ovarian cancer, by year

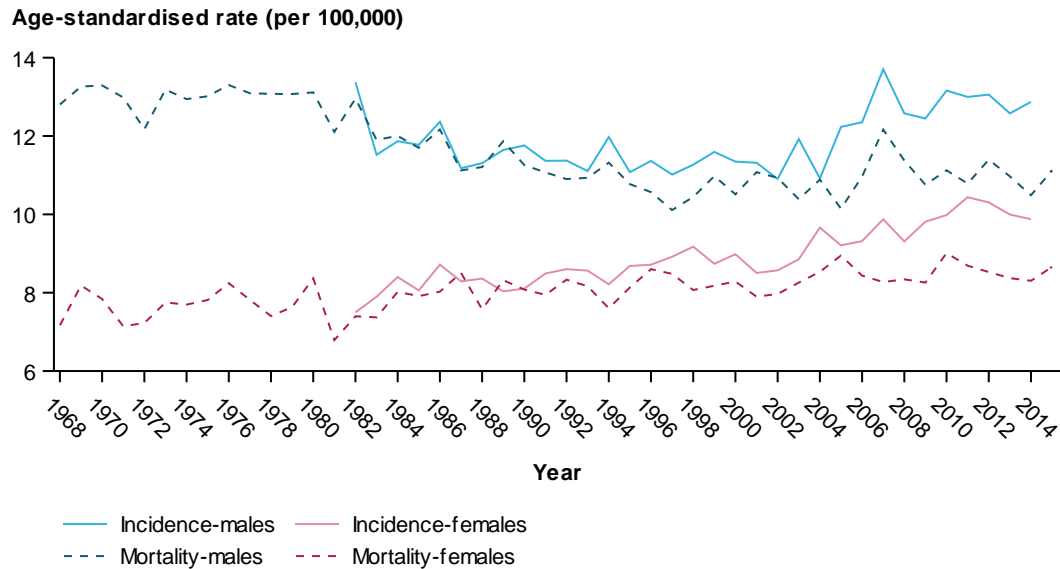


Notes

1. Comprises ICD-10 codes C56.
2. Deaths registered in 2013 and earlier are based on the final version of cause of death data, deaths registered in 2013 are based on the revised version and deaths registered in 2014 and 2015 are based on preliminary versions and are subject to further revision by the ABS.

Figures for pancreatic cancer

Age-standardised incidence and mortality rates of pancreatic cancer, by year

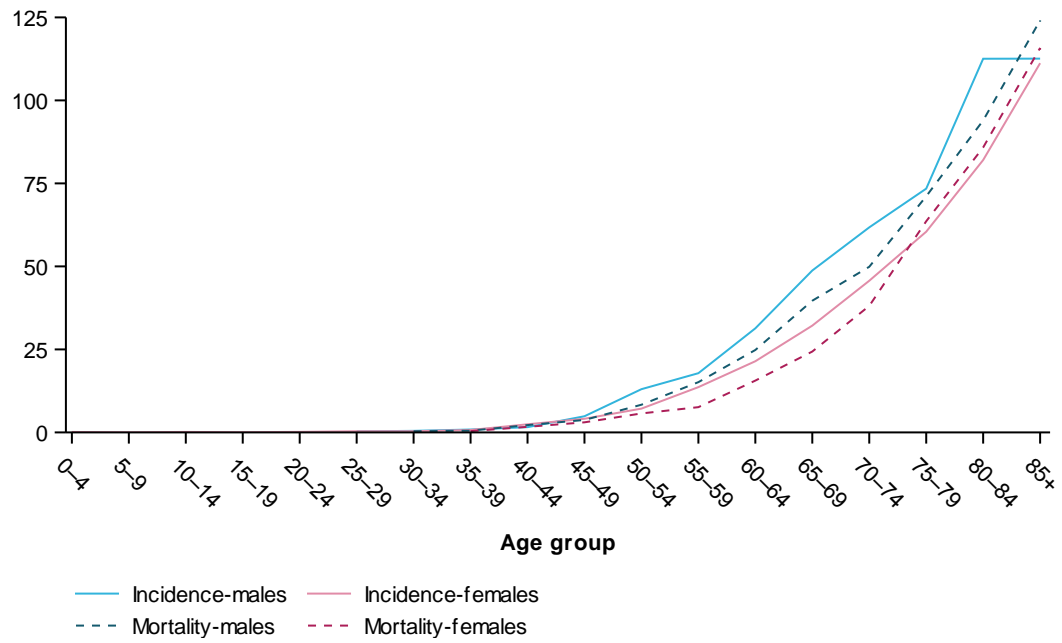


Notes

1. Comprises ICD-10 codes C25.
2. Rates are expressed per 100,000 population and age standardised to the 2001 Australian Standard Population.
3. Deaths registered in 2013 and earlier are based on the final version of cause of death data, deaths registered in 2013 are based on the revised version and deaths registered in 2014 and 2015 are based on preliminary versions and are subject to further revision by the ABS.

Age-specific incidence (2014) and mortality rate (2015) of pancreatic cancer, by age group

Age-specific rate (per 100,000)

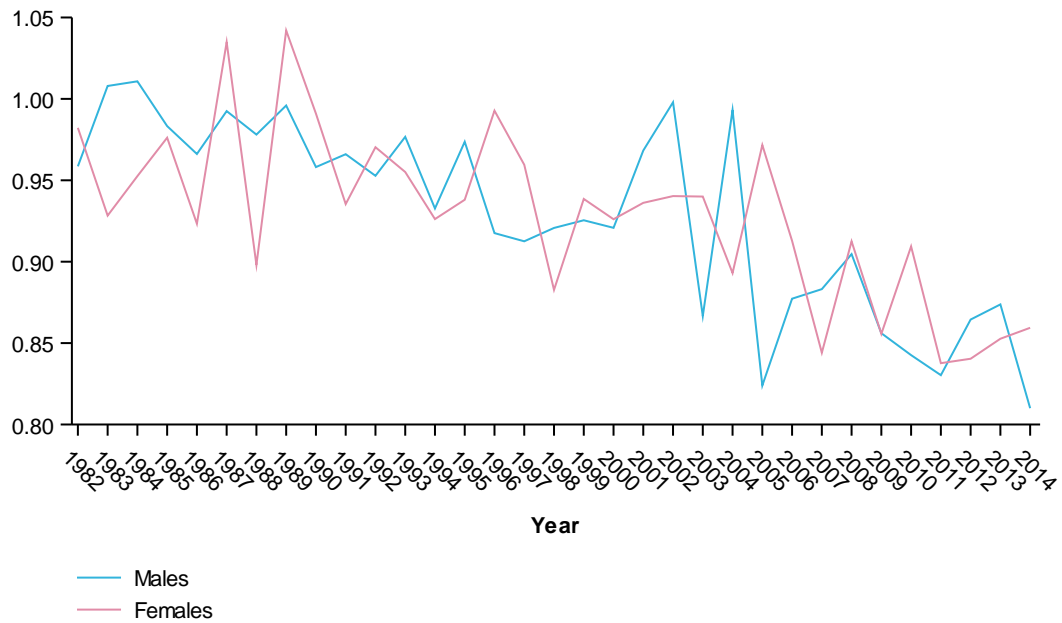


Notes

1. Comprises ICD-10 codes C25.
2. Deaths in 2015 are based on the year of registration of death.

Mortality-to-incidence ratio of pancreatic cancer, by year

Mortality-Incidence-Ratio

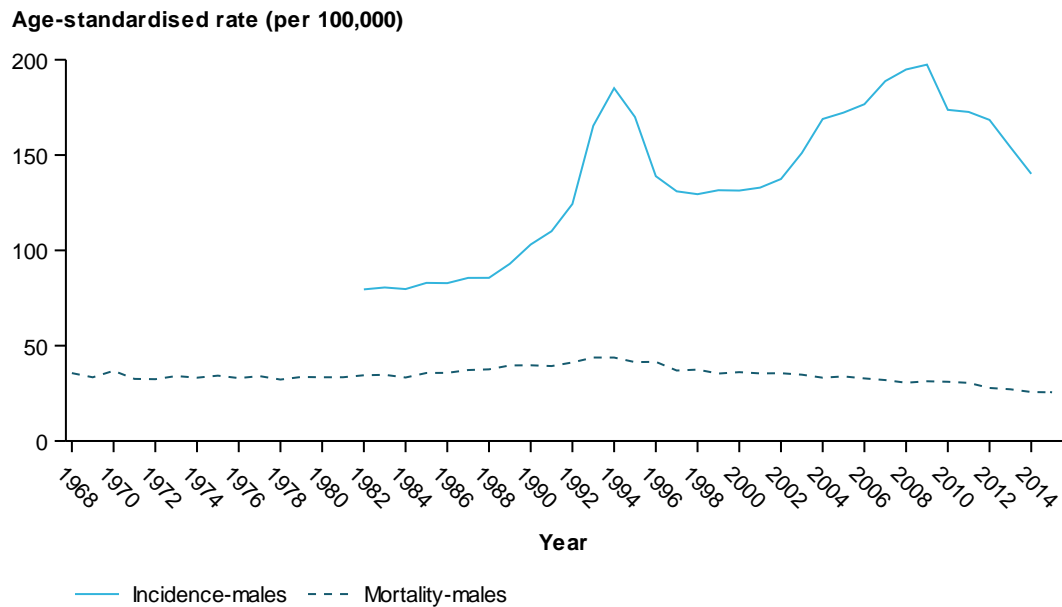


Notes

1. Comprises ICD-10 codes C25.
2. Deaths registered in 2013 and earlier are based on the final version of cause of death data, deaths registered in 2013 are based on the revised version and deaths registered in 2014 and 2015 are based on preliminary versions and are subject to further revision by the ABS.

Figures for prostate cancer

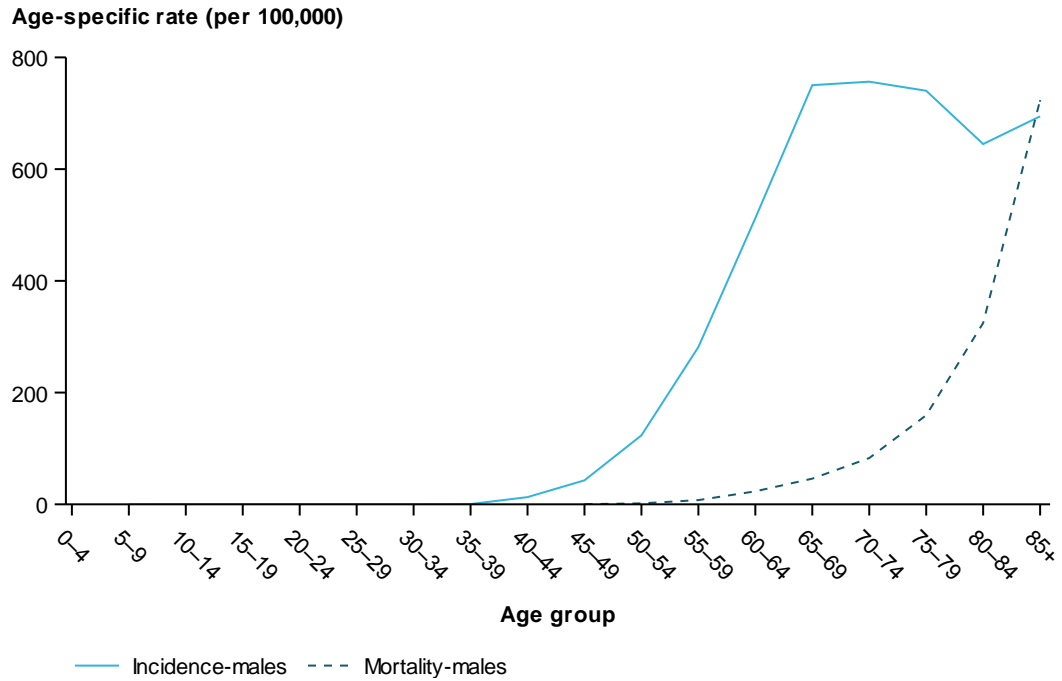
Age-standardised incidence and mortality rates of prostate cancer, by year



Notes

1. Comprises ICD-10 codes C61.
2. Rates are expressed per 100,000 population and age standardised to the 2001 Australian Standard Population.
3. Deaths registered in 2013 and earlier are based on the final version of cause of death data, deaths registered in 2013 are based on the revised version and deaths registered in 2014 and 2015 are based on preliminary versions and are subject to further revision by the ABS.

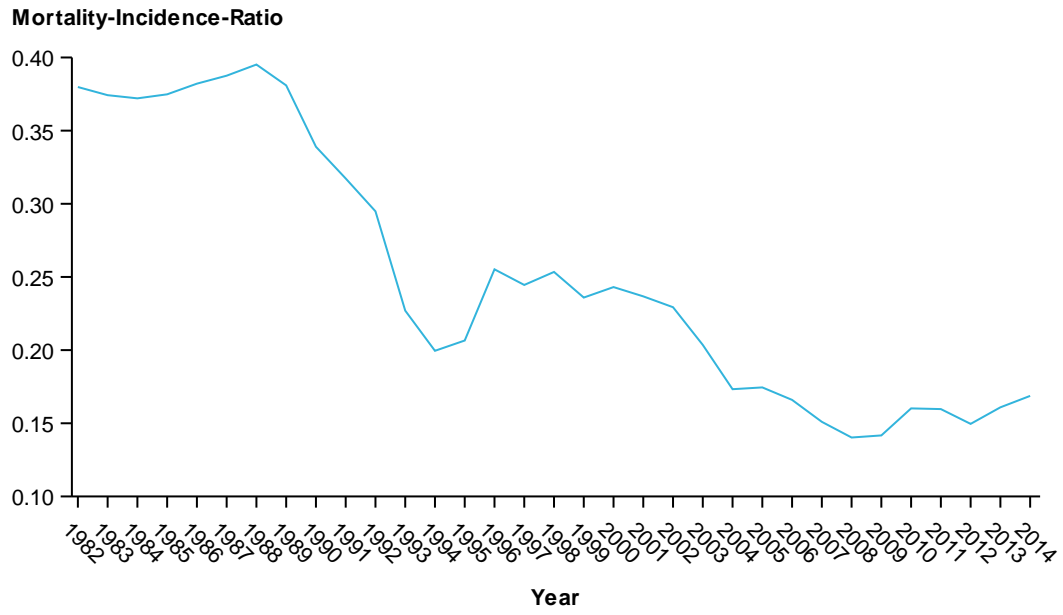
Age-specific incidence (2014) and mortality rate (2015) of prostate cancer, by age group



Notes

1. Comprises ICD-10 codes C61.
2. Deaths in 2015 are based on the year of registration of death.

Mortality-to-incidence ratio of prostate cancer, by year



Notes

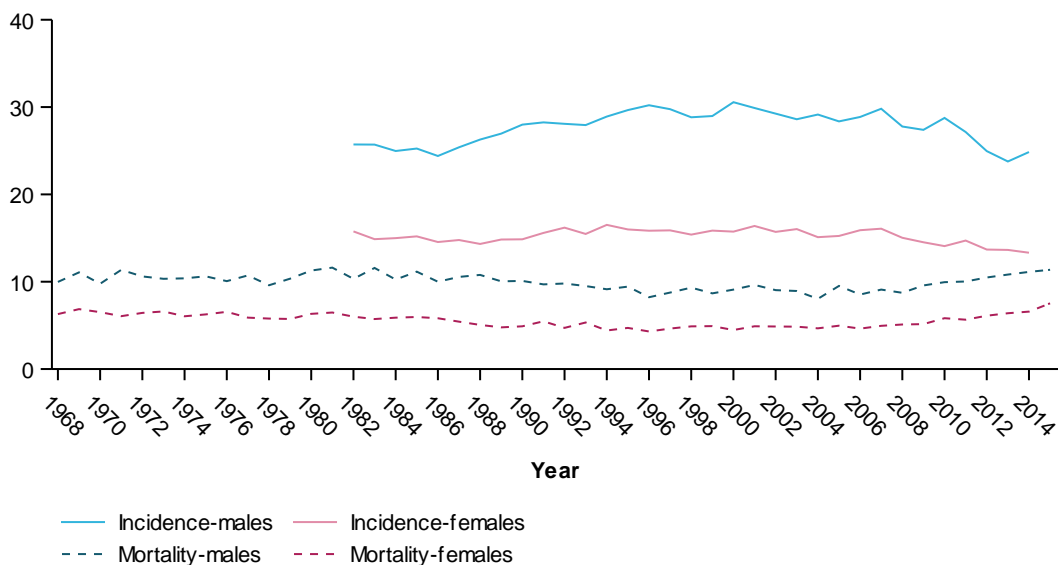
1. Comprises ICD-10 codes C61.

2. Deaths registered in 2013 and earlier are based on the final version of cause of death data, deaths registered in 2013 are based on the revised version and deaths registered in 2014 and 2015 are based on preliminary versions and are subject to further revision by the ABS.

Figures for rectal cancer

Age-standardised incidence and mortality rates of rectal cancer, by year

Age-standardised rate (per 100,000)

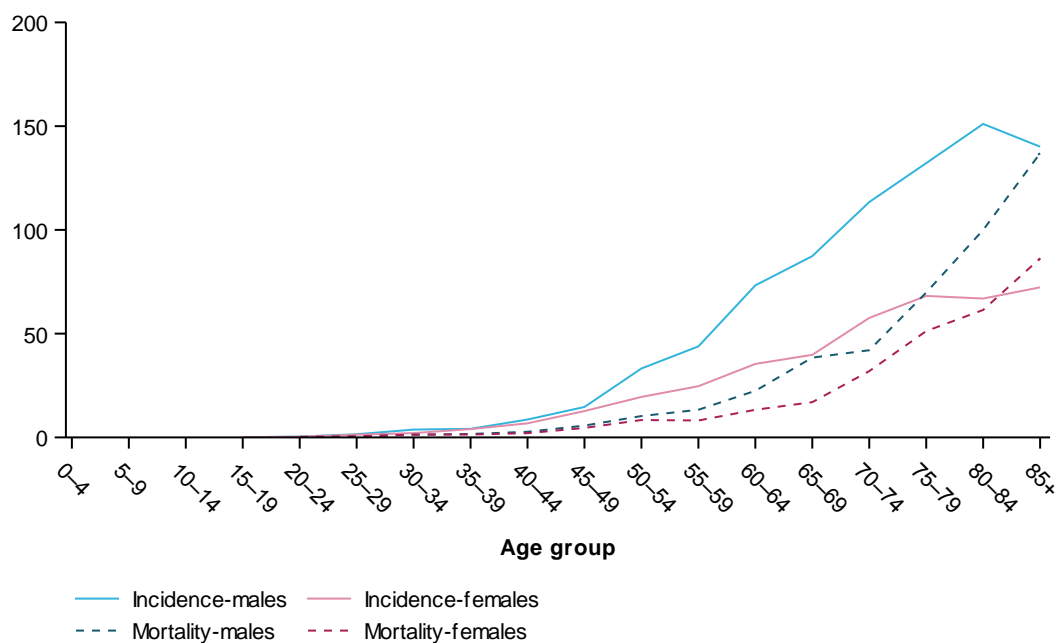


Notes

1. Comprises ICD-10 codes C19–C20.
2. Rates are expressed per 100,000 population and age standardised to the 2001 Australian Standard Population.
3. Deaths registered in 2013 and earlier are based on the final version of cause of death data, deaths registered in 2013 are based on the revised version and deaths registered in 2014 and 2015 are based on preliminary versions and are subject to further revision by the ABS.

Age-specific incidence (2014) and mortality rate (2015) of rectal cancer, by age group

Age-specific rate (per 100,000)

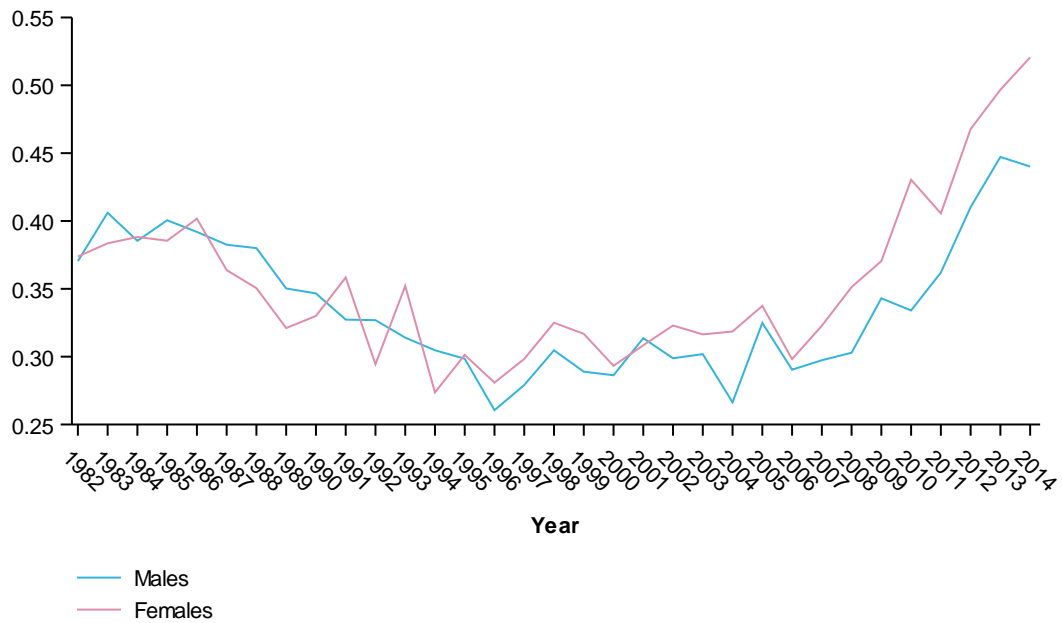


Notes

1. Comprises ICD-10 codes C19-C20.
2. Deaths in 2015 are based on the year of registration of death.

Mortality-to-incidence ratio of rectal cancer, by year

Mortality-Incidence-Ratio

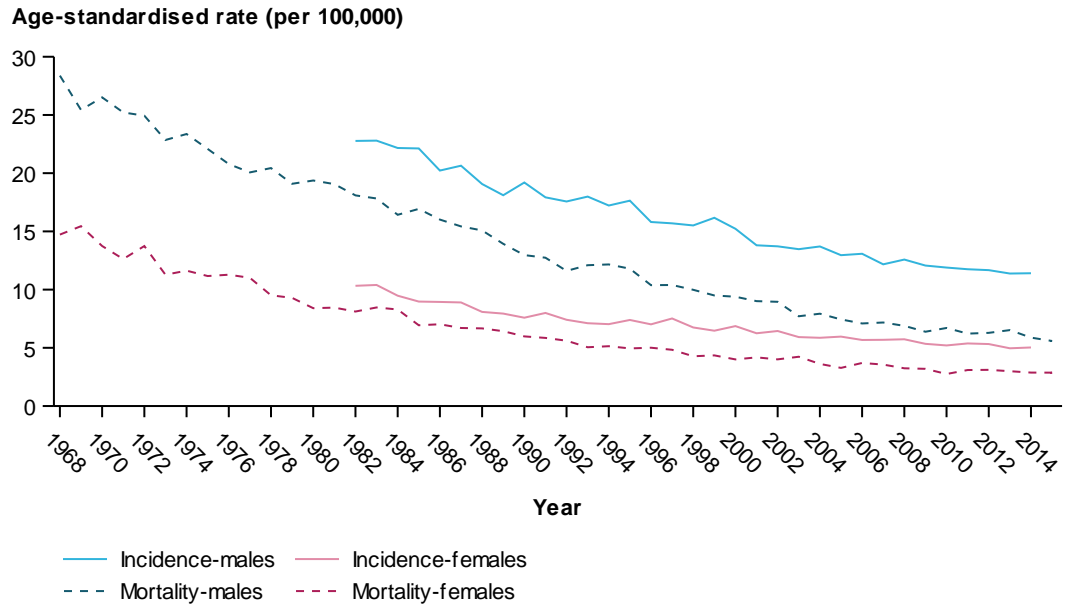


Notes

1. Comprises ICD-10 codes C19–C20.
2. Deaths registered in 2013 and earlier are based on the final version of cause of death data, deaths registered in 2013 are based on the revised version and deaths registered in 2014 and 2015 are based on preliminary versions and are subject to further revision by the ABS.

Figures for stomach cancer

Age-standardised incidence and mortality rates of stomach cancer, by year

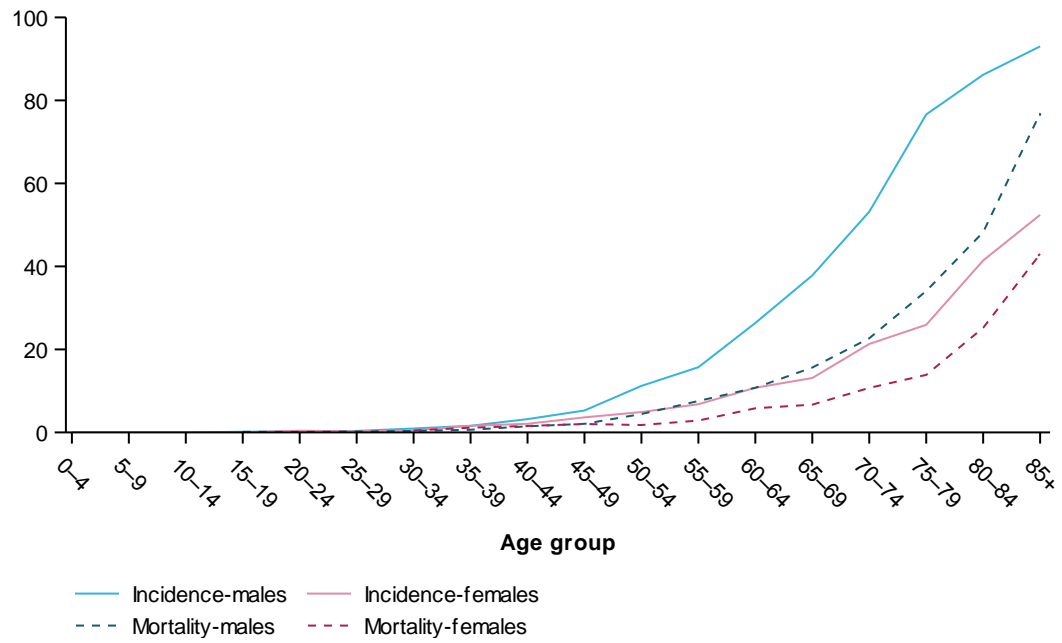


Notes

1. Comprises ICD-10 codes C16.
2. Rates are expressed per 100,000 population and age standardised to the 2001 Australian Standard Population.
3. Deaths registered in 2013 and earlier are based on the final version of cause of death data, deaths registered in 2013 are based on the revised version and deaths registered in 2014 and 2015 are based on preliminary versions and are subject to further revision by the ABS.

Age-specific incidence (2014) and mortality rate (2015) of stomach cancer, by age group

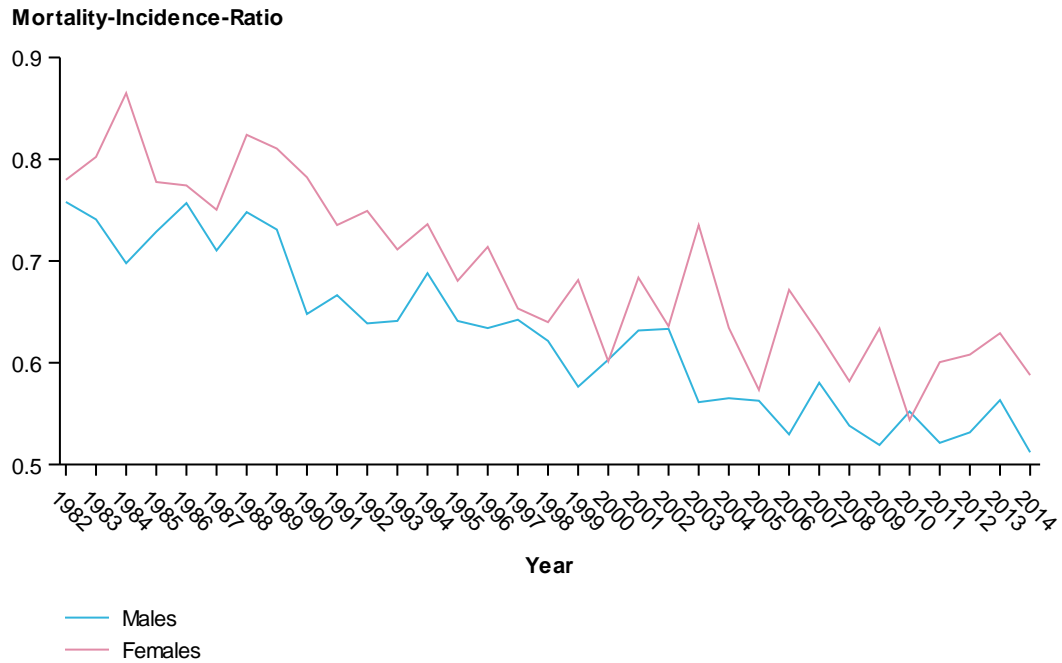
Age-specific rate (per 100,000)



Notes

1. Comprises ICD-10 codes C16.
2. Deaths in 2015 are based on the year of registration of death.

Mortality-to-incidence ratio of stomach cancer, by year

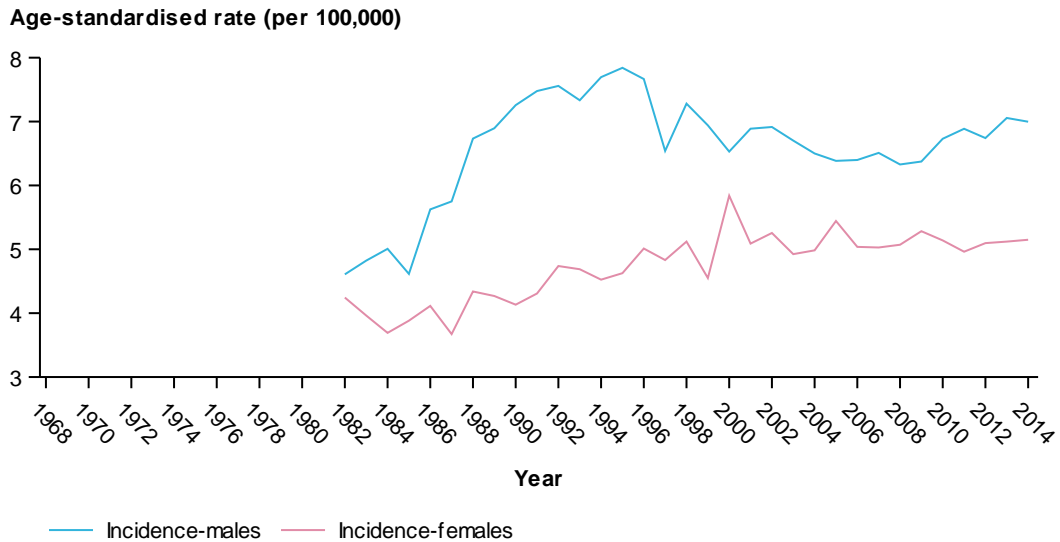


Notes

1. Comprises ICD-10 codes C16.
2. Deaths registered in 2013 and earlier are based on the final version of cause of death data, deaths registered in 2013 are based on the revised version and deaths registered in 2014 and 2015 are based on preliminary versions and are subject to further revision by the ABS.

Figures for soft tissue sarcoma

Age-standardised incidence and mortality rates of soft tissue sarcoma, by year



Notes

1. Comprises ICD-10 codes all except C40–C41 (bone) with associated histologies in 8800–8939, 8990-8999, 9040-9049, 9120–9269, 9540–9589.

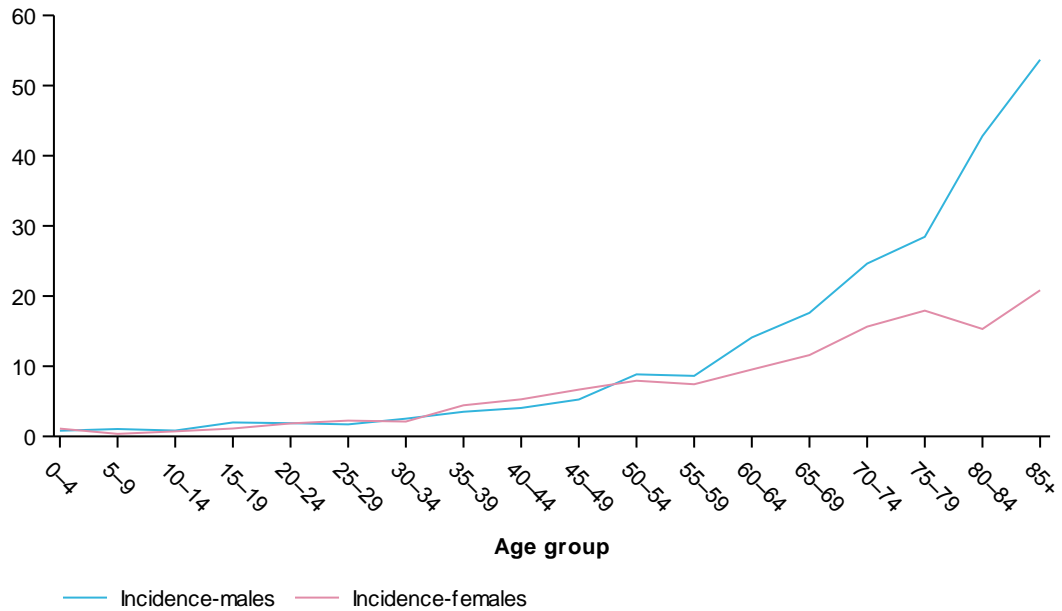
2. Rates are expressed per 100,000 population and age standardised to the 2001 Australian Standard Population.

3. Deaths registered in 2013 and earlier are based on the final version of cause of death data, deaths registered in 2013 are based on the revised version and deaths registered in 2014 and 2015 are based on preliminary versions and are subject to further revision by the ABS.

"

Age-specific incidence (2014) and mortality rate (2015) of soft tissue sarcoma, by age group

Age-specific rate (per 100,000)



Notes

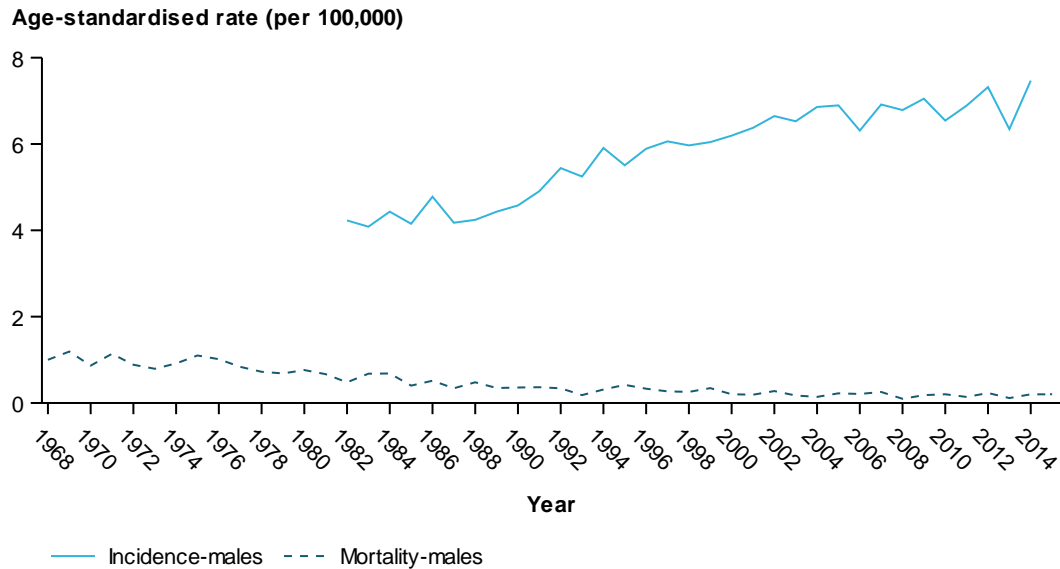
1. Comprises ICD-10 codes all except C40-C41 (bone) with associated histologies in 8800-8939, 8990-8999, 9040-9049, 9120-9269, 9540-9589.

2. Deaths in 2015 are based on the year of registration of death.

"

Figures for testicular cancer

Age-standardised incidence and mortality rates of testicular cancer, by year

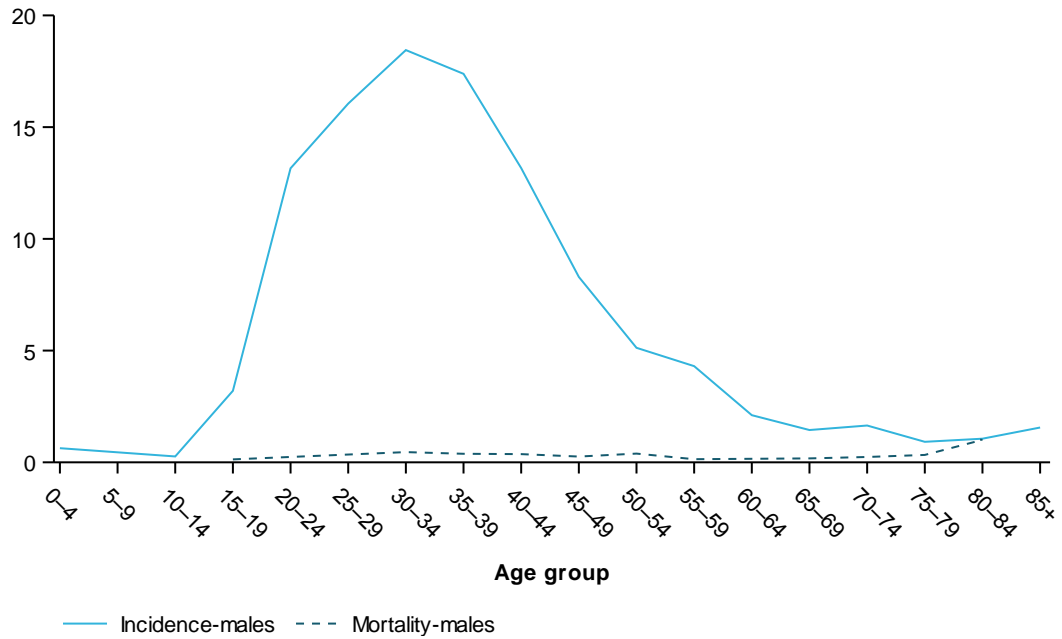


Notes

1. Comprises ICD-10 codes C62.
2. Rates are expressed per 100,000 population and age standardised to the 2001 Australian Standard Population.
3. Deaths registered in 2013 and earlier are based on the final version of cause of death data, deaths registered in 2013 are based on the revised version and deaths registered in 2014 and 2015 are based on preliminary versions and are subject to further revision by the ABS.

Age-specific incidence (2014) and mortality rate (2015) of testicular cancer, by age group

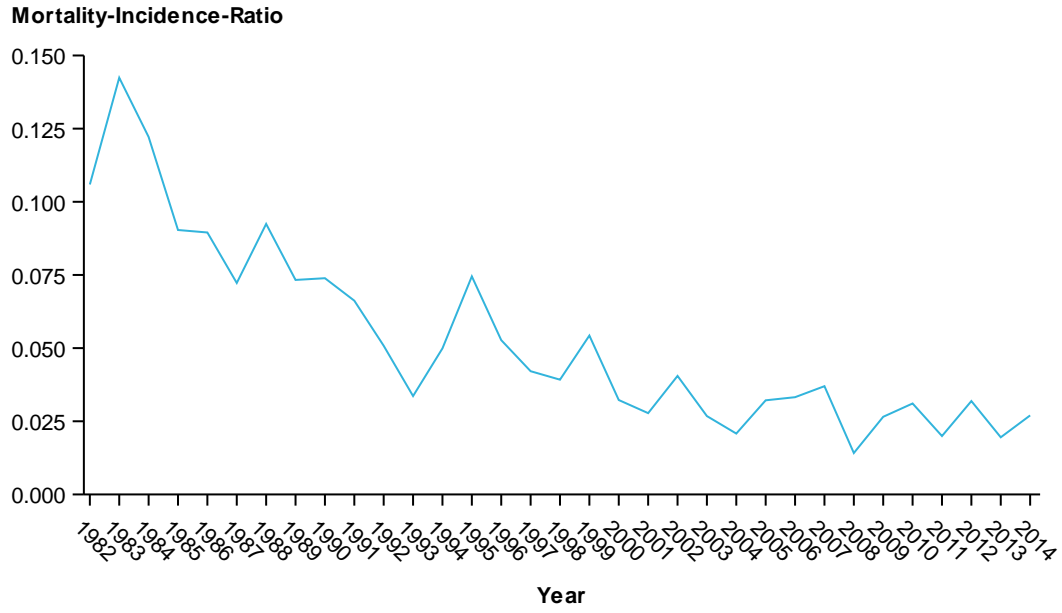
Age-specific rate (per 100,000)



Notes

1. Comprises ICD-10 codes C62.
2. Deaths in 2015 are based on the year of registration of death.

Mortality-to-incidence ratio of testicular cancer, by year



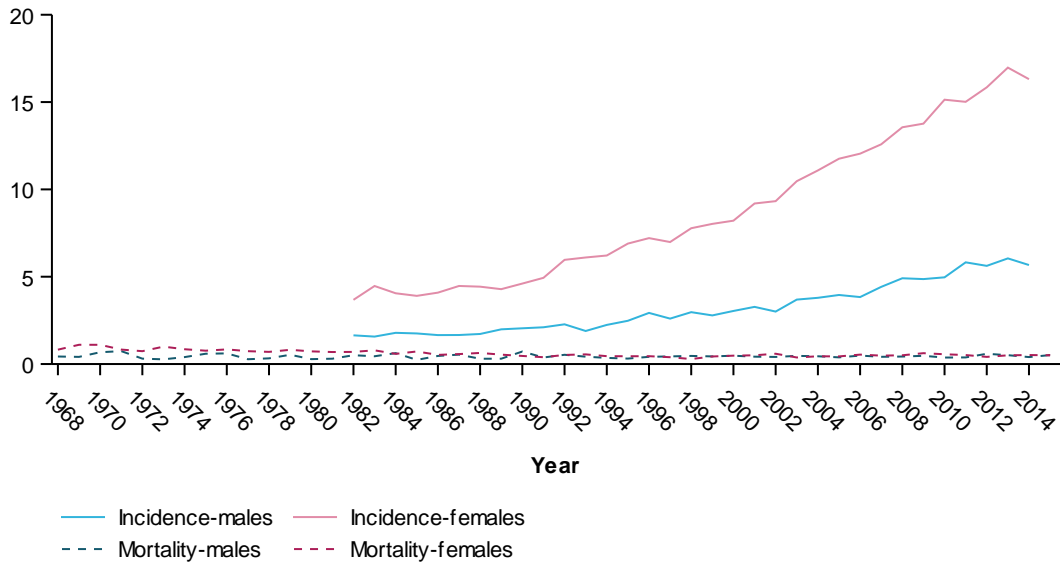
Notes

1. Comprises ICD-10 codes C62.
2. Deaths registered in 2013 and earlier are based on the final version of cause of death data, deaths registered in 2013 are based on the revised version and deaths registered in 2014 and 2015 are based on preliminary versions and are subject to further revision by the ABS.

Figures for thyroid cancer

Age-standardised incidence and mortality rates of thyroid cancer, by year

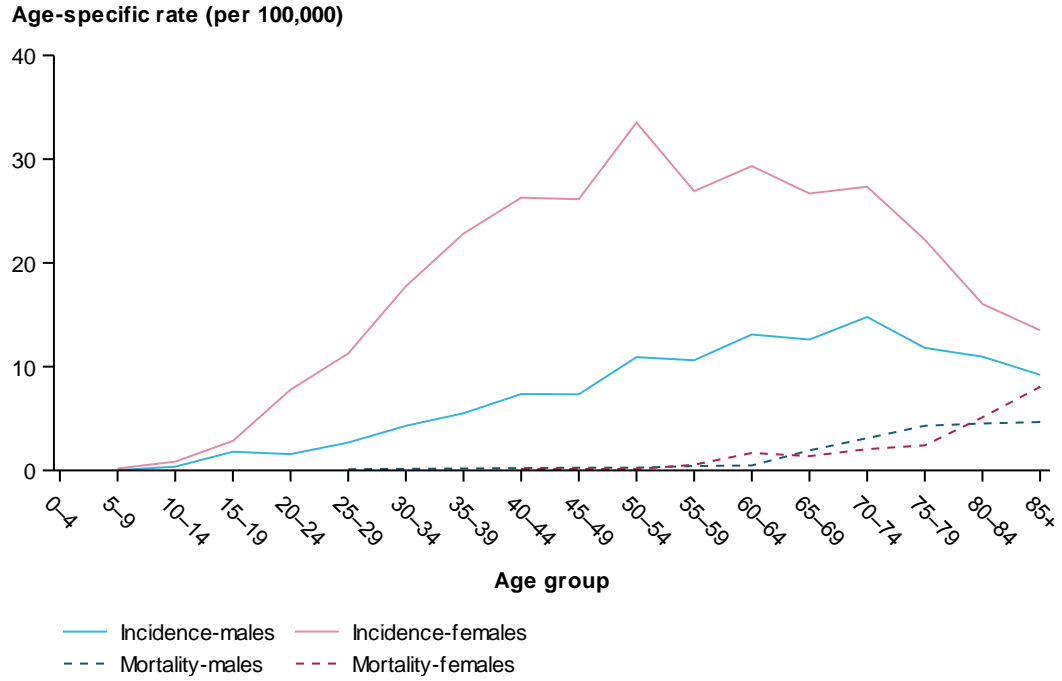
Age-standardised rate (per 100,000)



Notes

1. Comprises ICD-10 codes C73.
2. Rates are expressed per 100,000 population and age standardised to the 2001 Australian Standard Population.
3. Deaths registered in 2013 and earlier are based on the final version of cause of death data, deaths registered in 2013 are based on the revised version and deaths registered in 2014 and 2015 are based on preliminary versions and are subject to further revision by the ABS.

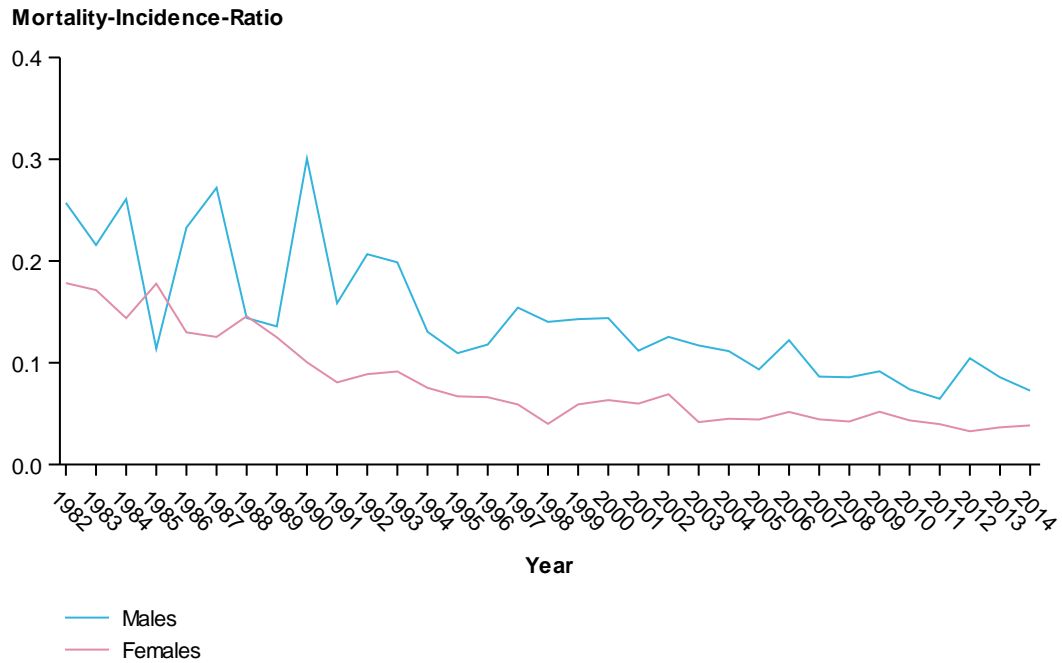
Age-specific incidence (2014) and mortality rate (2015) of thyroid cancer, by age group



Notes

1. Comprises ICD-10 codes C73.
2. Deaths in 2015 are based on the year of registration of death.

Mortality-to-incidence ratio of thyroid cancer, by year



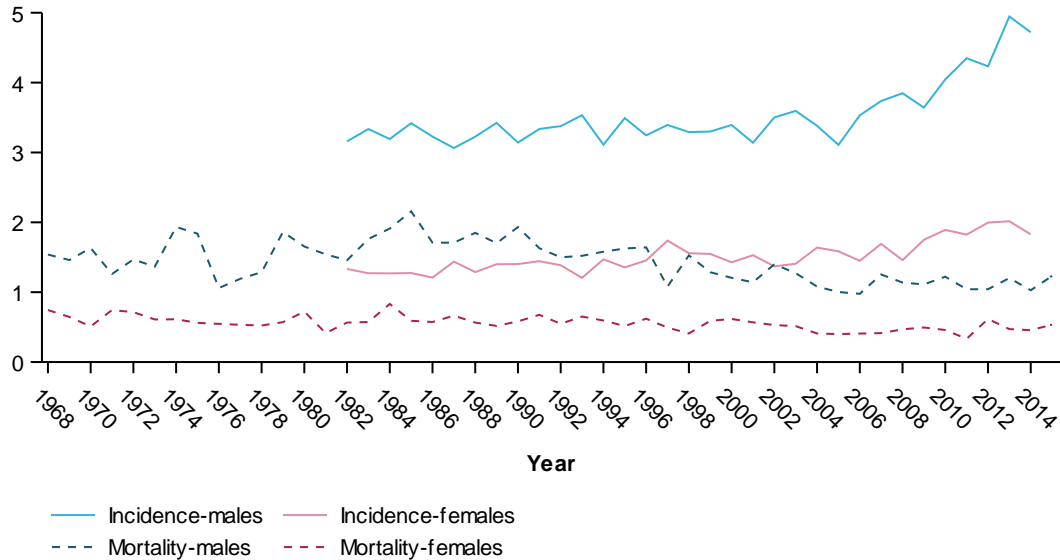
Notes

1. Comprises ICD-10 codes C73.
2. Deaths registered in 2013 and earlier are based on the final version of cause of death data, deaths registered in 2013 are based on the revised version and deaths registered in 2014 and 2015 are based on preliminary versions and are subject to further revision by the ABS.

Figures for tongue cancer

Age-standardised incidence and mortality rates of tongue cancer, by year

Age-standardised rate (per 100,000)



Notes

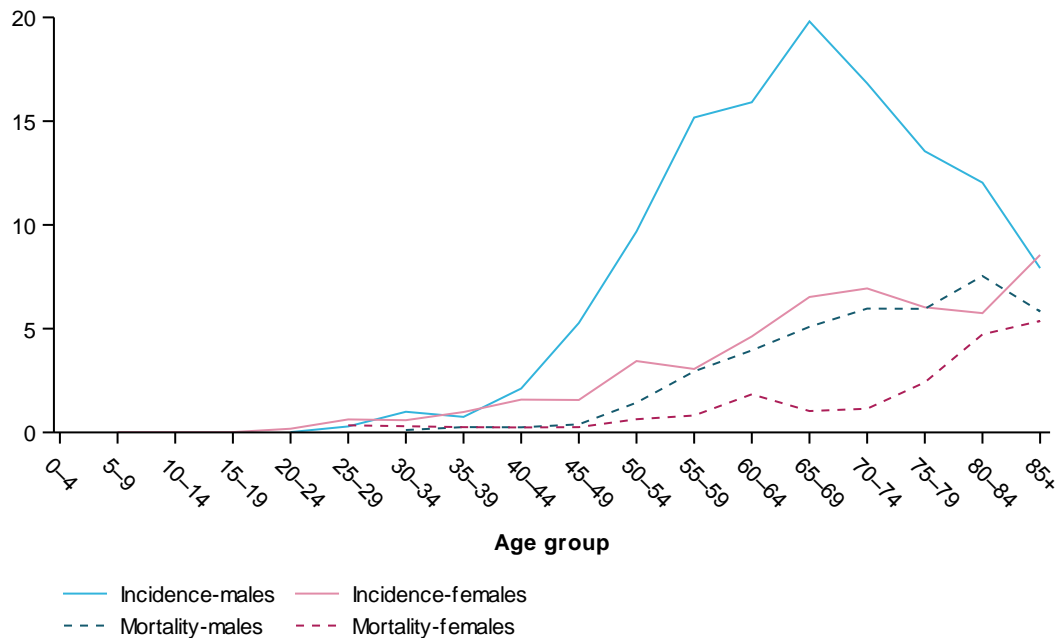
1. Comprises ICD-10 codes C01–C02.

2. Rates are expressed per 100,000 population and age standardised to the 2001 Australian Standard Population.

3. Deaths registered in 2013 and earlier are based on the final version of cause of death data, deaths registered in 2013 are based on the revised version and deaths registered in 2014 and 2015 are based on preliminary versions and are subject to further revision by the ABS.

Age-specific incidence (2014) and mortality rate (2015) of tongue cancer, by age group

Age-specific rate (per 100,000)

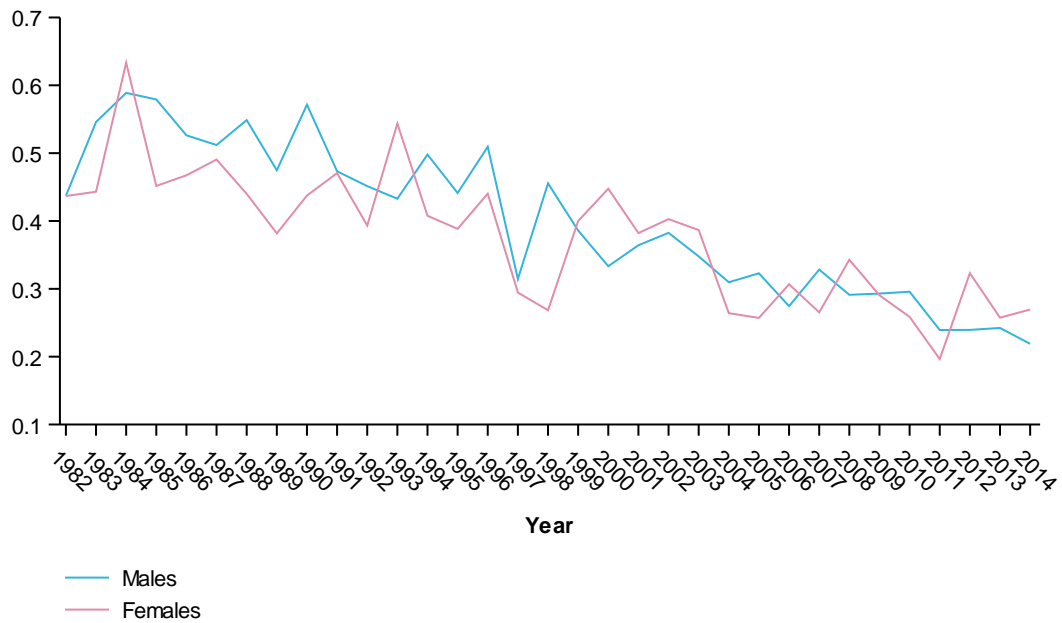


Notes

1. Comprises ICD-10 codes C01-C02.
2. Deaths in 2015 are based on the year of registration of death.

Mortality-to-incidence ratio of tongue cancer, by year

Mortality-Incidence-Ratio

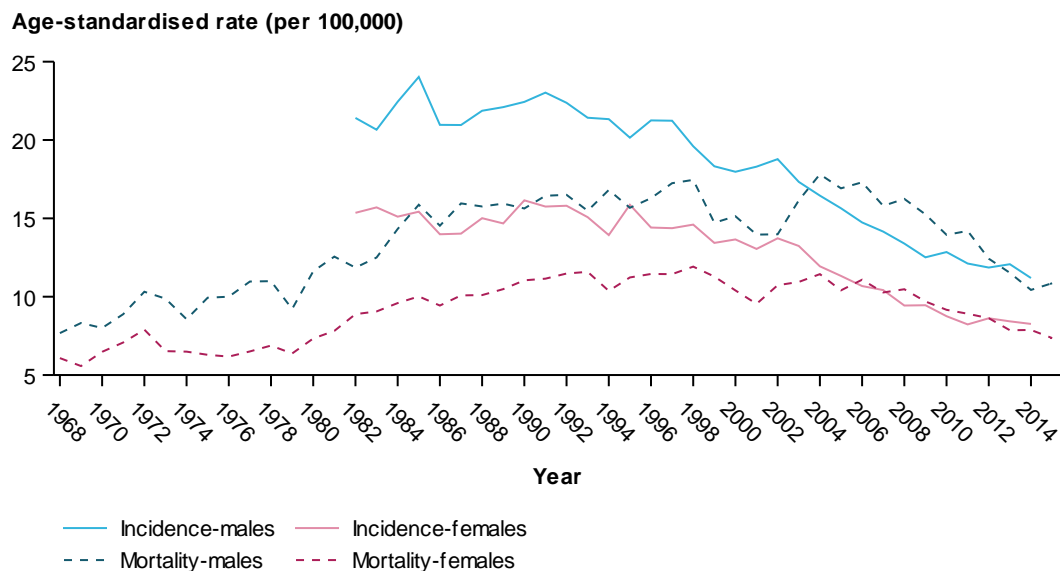


Notes

1. Comprises ICD-10 codes C01–C02.
2. Deaths registered in 2013 and earlier are based on the final version of cause of death data, deaths registered in 2013 are based on the revised version and deaths registered in 2014 and 2015 are based on preliminary versions and are subject to further revision by the ABS.

Figures for cancer of unknown primary site

Age-standardised incidence and mortality rates of cancer of unknown primary site, by year

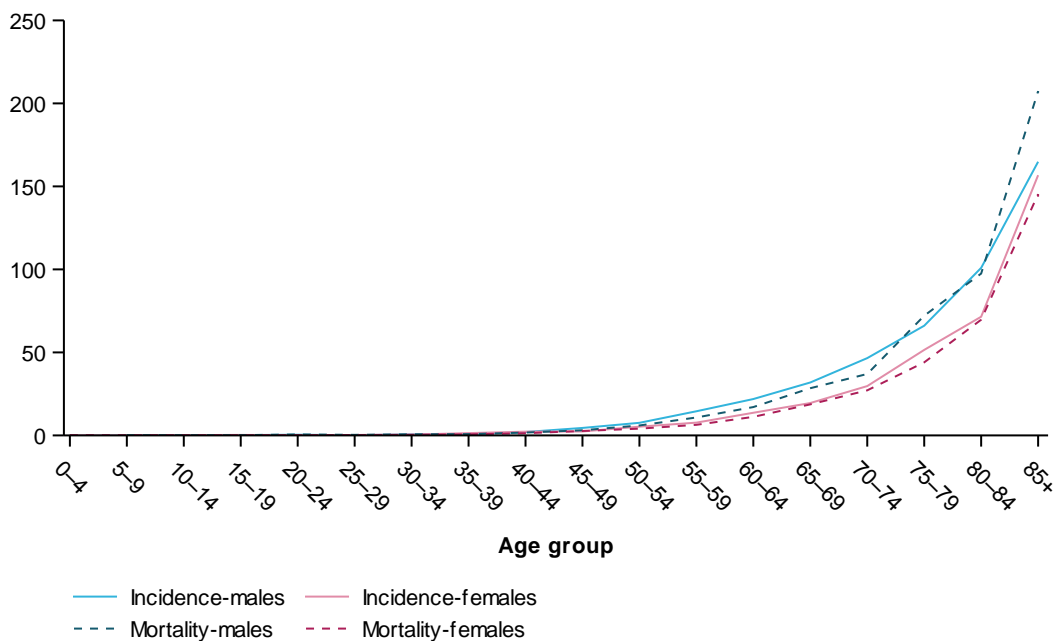


Notes

1. Comprises ICD-10 codes C77–C80 and C97.
2. Rates are expressed per 100,000 population and age standardised to the 2001 Australian Standard Population.
3. Deaths registered in 2013 and earlier are based on the final version of cause of death data, deaths registered in 2013 are based on the revised version and deaths registered in 2014 and 2015 are based on preliminary versions and are subject to further revision by the ABS.

Age-specific incidence (2014) and mortality rate (2015) of cancer of unknown primary site, by age group

Age-specific rate (per 100,000)

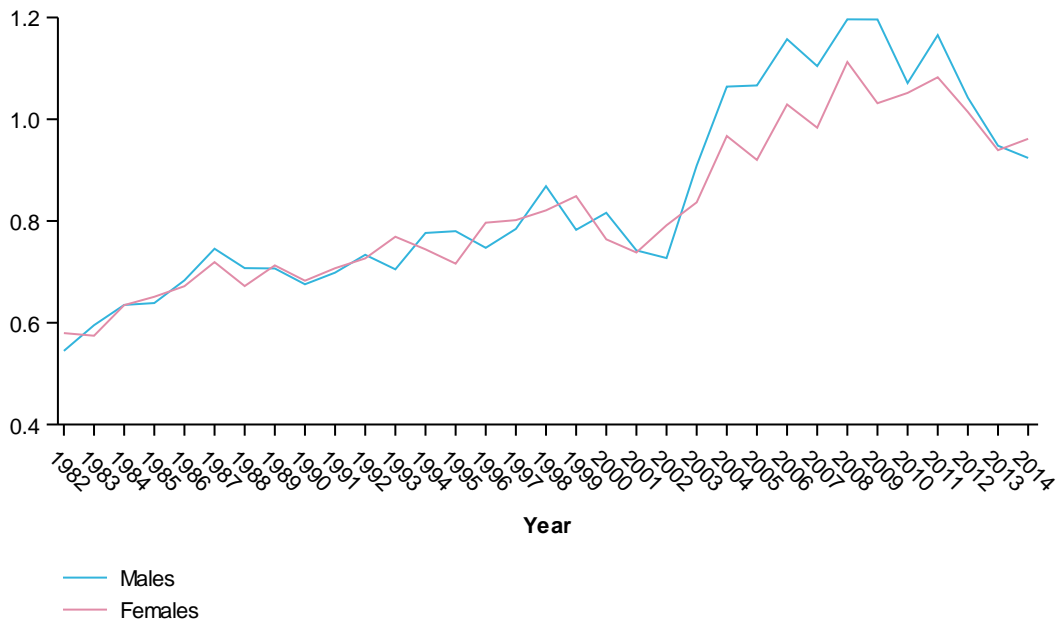


Notes

1. Comprises ICD-10 codes C77-C80 and C97.
2. Deaths in 2015 are based on the year of registration of death.

Mortality-to-incidence ratio of cancer of unknown primary site, by year

Mortality-Incidence-Ratio



Notes

1. Comprises ICD-10 codes C77–C80 and C97.
2. Deaths registered in 2013 and earlier are based on the final version of cause of death data, deaths registered in 2013 are based on the revised version and deaths registered in 2014 and 2015 are based on preliminary versions and are subject to further revision by the ABS.

Figures for uterine cancer

Age-standardised incidence and mortality rates of uterine cancer, by year

Age-standardised rate (per 100,000)

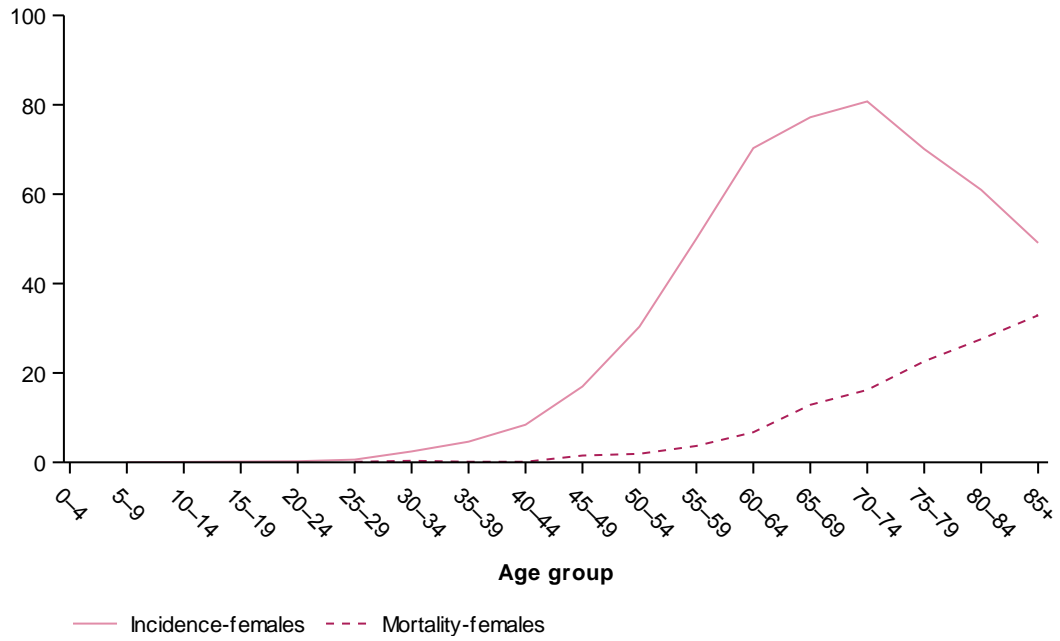


Notes

1. Comprises ICD-10 codes C54–C55.
2. Rates are expressed per 100,000 population and age standardised to the 2001 Australian Standard Population.
3. Deaths registered in 2013 and earlier are based on the final version of cause of death data, deaths registered in 2013 are based on the revised version and deaths registered in 2014 and 2015 are based on preliminary versions and are subject to further revision by the ABS.

Age-specific incidence (2014) and mortality rate (2015) of uterine cancer, by age group

Age-specific rate (per 100,000)

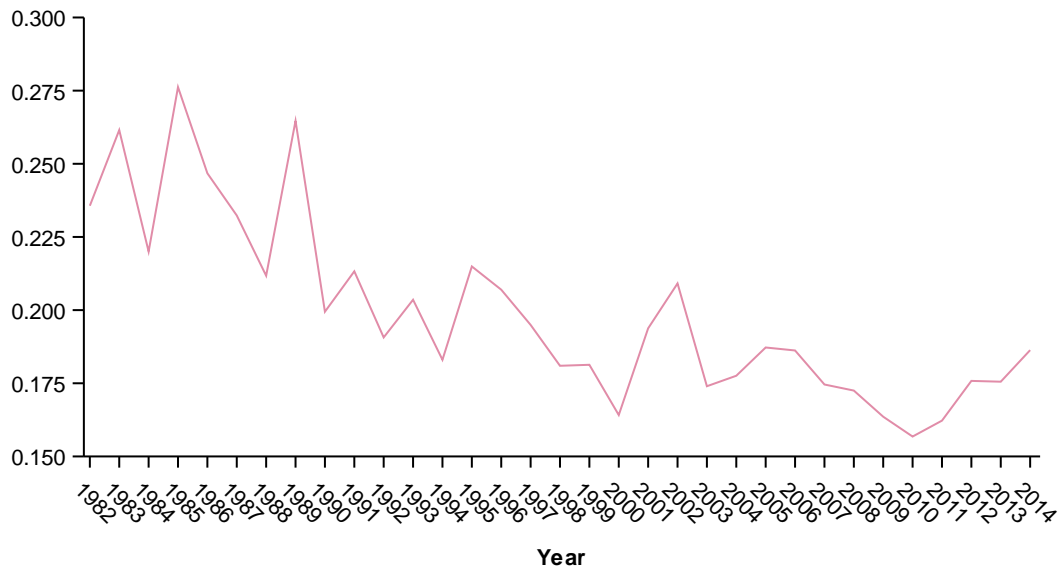


Notes

1. Comprises ICD-10 codes C54–C55.
2. Deaths in 2015 are based on the year of registration of death.

Mortality-to-incidence ratio of uterine cancer, by year

Mortality-Incidence-Ratio



— Females

Notes

1. Comprises ICD-10 codes C54–C55.
2. Deaths registered in 2013 and earlier are based on the final version of cause of death data, deaths registered in 2013 are based on the revised version and deaths registered in 2014 and 2015 are based on preliminary versions and are subject to further revision by the ABS.