

The Auditor-General  
Auditor-General Report No.9 2019–20  
Performance Audit

# **National Ice Action Strategy Rollout**

Department of Health

© Commonwealth of Australia 2019

ISSN 1036–7632 (Print)

ISSN 2203–0352 (Online)

ISBN 978-1-76033-494-9 (Print)

ISBN 978-1-76033-495-6 (Online)

Except for the content in this document supplied by third parties, the Australian National Audit Office logo, the Commonwealth Coat of Arms, and any material protected by a trade mark, this document is licensed by the Australian National Audit Office for use under the terms of a Creative Commons Attribution-NonCommercial-NoDerivatives 3.0 Australia licence. To view a copy of this licence, visit <http://creativecommons.org/licenses/by-nc-nd/3.0/au/>.

You are free to copy and communicate the document in its current form for non-commercial purposes, as long as you attribute the document to the Australian National Audit Office and abide by the other licence terms. You may not alter or adapt the work in any way.

Permission to use material for which the copyright is owned by a third party must be sought from the relevant copyright owner. As far as practicable, such material will be clearly labelled.

For terms of use of the Commonwealth Coat of Arms, visit the *It's an Honour* website at <https://www.pmc.gov.au/government/its-honour>.

Requests and inquiries concerning reproduction and rights should be addressed to:

Senior Executive Director  
Corporate Management Group  
Australian National Audit Office  
19 National Circuit  
BARTON ACT 2600

Or via email:

[communication@anao.gov.au](mailto:communication@anao.gov.au).



Canberra ACT  
23 September 2019

Dear Mr President  
Dear Mr Speaker

In accordance with the authority contained in the *Auditor-General Act 1997*, I have undertaken an independent performance audit in the Department of Health. The report is titled *National Ice Action Strategy Rollout*. Pursuant to Senate Standing Order 166 relating to the presentation of documents when the Senate is not sitting, I present the report of this audit to the Parliament.

Following its presentation and receipt, the report will be placed on the Australian National Audit Office's website — <http://www.anao.gov.au>.

Yours sincerely



Grant Hehir  
Auditor-General

The Honourable the President of the Senate  
The Honourable the Speaker of the House of Representatives  
Parliament House  
Canberra ACT

## **AUDITING FOR AUSTRALIA**

The Auditor-General is head of the Australian National Audit Office (ANAO). The ANAO assists the Auditor-General to carry out his duties under the *Auditor-General Act 1997* to undertake performance audits, financial statement audits and assurance reviews of Commonwealth public sector bodies and to provide independent reports and advice for the Parliament, the Australian Government and the community. The aim is to improve Commonwealth public sector administration and accountability.

For further information contact:  
**Australian National Audit Office**  
**GPO Box 707**  
**Canberra ACT 2601**

**Phone: (02) 6203 7300**  
**Fax: (02) 6203 7777**  
**Email: [ag1@anao.gov.au](mailto:ag1@anao.gov.au)**

Auditor-General reports and information about the ANAO are available on our website:  
<http://www.anao.gov.au>

### **Audit team**

Ailsa McPherson  
Tracy Cussen  
Christine Preston  
Michael Fitzgerald  
Hannah Climas  
David Brunoro

# Contents

---

|   |           |
|---|-----------|
| Summary and recommendations.....  | 7         |
| Background .....  | 7         |
| Conclusion .....  | 8         |
| Supporting findings .....   | 8         |
| Recommendations.....  | 10        |
| Summary of entity response.....   | 11        |
| Key messages from this audit for all Australian Government entities .....   | 12        |
| <b>Audit findings.....</b>  | <b>13</b> |
| 1. Background .....   | 14        |
| Introduction .....  | 14        |
| Rationale for undertaking the audit .....   | 19        |
| Audit approach .....  | 19        |
| 2. Planning and governance.....   | 21        |
| Were roles and responsibilities for implementation, monitoring and reporting of the NIAS clearly assigned and formalised with all relevant parties? .....     | 21        |
| Did the department plan effectively for the implementation of the NIAS, including risk assessment and management? .....                                       | 26        |
| 3. Delivery of National Ice Action Strategy actions .....   | 30        |
| Did the department undertake effective implementation planning to expand treatment services through the PHNs?.....  | 33        |
| Have the three NIAS actions delivered through PHNs been delivered?.....   | 36        |
| Has the department delivered the NIAS actions under the families and communities; prevention; treatment and workforce; and research and data priorities?..... | 40        |
| 4. Monitoring progress and transparency.....  | 47        |
| Did the department develop an effective evaluation approach, including identifying baseline performance information? .....                                    | 47        |
| Has the department monitored progress toward the goal and objective of the NIAS? .....  | 49        |
| Is there adequate public reporting on the implementation of the NIAS?.....  | 54        |
| <b>Appendices .....</b>   | <b>59</b> |
| Appendix 1     Department of Health response.....   | 60        |
| Appendix 2     Departmental expectations and timeframes during strategic planning phase.....  | 62        |
| Appendix 3     National Drug Strategy headline indicators .....   | 63        |
| Appendix 4     Publicly available data relevant to the NIAS goal and objective.....   | 64        |
| Appendix 5     Publicly available data on AOD treatment services .....  | 68        |



# Summary and recommendations

---

## Background

1. In April 2015 the Australian Government established a National Ice Taskforce (the Taskforce) to report on actions needed to address crystal methamphetamine use in Australia. The Taskforce recommended actions aimed at reducing demand, supply, and the harms associated with crystal methamphetamine use.<sup>1</sup>
2. The National Ice Action Strategy (NIAS) was endorsed by the Council of Australian Governments (COAG) in December 2015 with the goal of:

Reducing the prevalence of ice use and resulting harms across the Australian community.<sup>2</sup>
3. The NIAS identified five action areas, as follows:
  - support for families and communities;
  - targeted prevention;
  - investment in treatment and workforce;
  - focused law enforcement; and
  - better research and data.<sup>3</sup>
4. All governments are responsible for the implementation and monitoring of the NIAS. The NIAS included that a Ministerial Drug and Alcohol Forum (MDAF) would be formed to oversee the development, implementation and monitoring of Australia's national drug policy framework, including the NIAS, from 2016. The forum was to consist of health and justice Ministers with responsibility for alcohol and drug policy and law enforcement, and report directly to COAG.

## Rationale for undertaking the audit

5. This audit was undertaken to provide assurance that a key strategy to reduce the prevalence of crystal methamphetamine use and resulting harms across the Australian community is being implemented effectively and that progress on the delivery of the actions presented in the NIAS is transparent. According to the Australian Institute of Health and Welfare, in 2016, 50,000 people self-reported using crystal methamphetamine at least once a week.<sup>4</sup> The Australian Government budgeted NIAS funding for actions that the Department of Health has responsibility for implementing is \$451.5 million over six years (from 2016–17 to 2021–22). Through consultation with the Joint Committee of Public Accounts and Audit, this audit topic was identified as an Audit Priority of the Parliament in 2018.

---

1 National Ice Taskforce, *Final Report of the National Ice Taskforce*, Commonwealth of Australia, 2015, p. vi–xv.

2 Council of Australian Governments, *National Ice Action Strategy*, COAG, 2015, p. 7.

3 Council of Australian Governments, *National Ice Action Strategy*, COAG, 2015, p. 23.

4 Australian Institute of Health and Welfare, *National Drug Strategy Household Survey 2016: detailed findings*, AIHW, 2017. The number of people who self-reported using crystal methamphetamine was calculated from the estimated residential population for 2016 published in Table 10.8.

## **Audit objective and criteria**

6. The objective of the audit was to assess the effectiveness of the Department of Health's implementation of the NIAS.

7. To form a conclusion against the audit objective, the ANAO adopted the following high-level audit criteria:

- planning and governance arrangements established to support implementation of the NIAS were appropriate;
- delivery of NIAS actions was effective; and
- progress is transparent.

## **Conclusion**

8. The Department of Health's (the department) implementation of the National Ice Action Strategy is partially effective. While Australian Government funding to the alcohol and other drug sector has been increased and actions have been progressed, there is no monitoring to assess whether progress is being made towards the Strategy's goal of reducing the prevalence of ice use and resulting harms across the Australian community.

9. The department has established appropriate governance arrangements to support implementation of the National Ice Action Strategy, but did not plan for implementation effectively. Performance and accountability measures were not developed, and implementation and risk plans were not used.

10. The department's delivery of actions contained in the National Ice Action Strategy is largely effective. The department has delivered, or is in the process of delivering, the 19 actions it has responsibility for and Australian Government funding for the alcohol and other drug sector has increased. Although the department monitors the activities of Primary Health Networks, it has not finalised a quality and assurance framework that would allow it to assess that Primary Health Networks are effectively commissioning, monitoring and evaluating alcohol and other drug services.

11. The department does not have an evaluation approach in place for the National Ice Action Strategy, and is not monitoring progress towards the goal and objective. Public reporting by the department does not currently provide sufficient transparency about how implementation is progressing or what progress is being made towards the goal and objective.

## **Supporting findings**

### **Planning and Governance**

12. Roles and responsibilities for implementing, monitoring and reporting on the National Ice Action Strategy (NIAS) have been clearly assigned and formalised with all relevant parties. The department supported the establishment of the Ministerial Drug and Alcohol Forum (MDAF) and the National Drug Steering Committee to oversee Australia's national drug policy framework. The department has briefed the MDAF on progress towards implementing the 19 actions it has responsibility for. The MDAF has not met since June 2018 and has not yet provided its 2018 annual report to COAG.

13. The department's planning for the implementation of the NIAS was not effective. The department drafted, but did not use or update, an implementation plan and risk register aside from monitoring progress of the actions it has responsibility for implementing. An approach to measuring performance was not established. Actions recommended by the department's program assurance team to ensure performance and accountability measures are in place have not been progressed by the program area. These actions include developing a risk management plan, a logic model, a stakeholder engagement framework and a change management plan.

### **Delivery of National Ice Action Strategy actions**

14. The department's implementation planning to expand alcohol and other drug treatment services through the Primary Health Networks (PHNs) was partially effective. The department developed processes and guidance to assist the PHNs to undertake the commissioning process but the department's timeframes for PHNs to undertake strategic planning proved to be unrealistic. The department's framework for assessing the quality of the PHN planning documentation is also incomplete. All 31 PHNs were commissioning services by December 2017, 12 months later than the department initially anticipated.

15. The department does not yet have appropriate mechanisms in place to verify the information it collects from PHN reporting or assess PHN performance management.

16. Out of the 19 NIAS actions for which the department is responsible, three are being delivered through the PHNs. The first action, to increase investment in the alcohol and other drug sector, has been delivered through the Australian Government's investment of around \$59 million per year. While the department does not have a clear way of demonstrating the delivery of the remaining two actions, relating to increasing linkages between providers and enhancing early intervention and post-treatment care, evidence suggests they are being progressed.

17. The department has delivered nine of the remaining 16 NIAS actions, and is progressing the remaining seven actions, either through contracts with external providers or through the NIAS governance arrangements. The department has monitored delivery through reporting arrangements as specified in relevant contracts. The delay in establishing the National Centre for Clinical Excellence has resulted in revised timeframes for the Centre to deliver its agenda. Planned enhancements to national treatment data are either on hold, or may be implemented in time for the 2020–21 collection year on a best endeavours (rather than mandated) basis. Of the \$13 million allocated for new Medicare Benefits Schedule (MBS) items for Addiction Medicine Specialists, as at 31 March 2019, only \$3.1 million (24 per cent) has been paid in MBS benefits.

### **Monitoring progress and transparency**

18. The department did not develop an evaluation framework as required by the Australian Government. Out of the 19 actions for which the department has responsibility, two actions have evaluation frameworks in place, another two actions have been evaluated, and one action is scheduled to be evaluated from July 2019. However, there is no overarching evaluation framework or evaluation plan in place, and baseline performance information from which to assess what is being achieved by delivering the actions through the NIAS has not been defined.

19. The department does not monitor progress toward the goal and objective of the NIAS. While the NIAS does not contain outcomes, performance indicators, or a performance framework

that would facilitate monitoring progress towards the goal and objective, the department did not address this gap. Data capable of measuring progress towards the NIAS goal and objective is collected and publicly reported by a range of entities. The department has not developed an approach to draw this data together in a manner that would allow for progress toward the goal and objective to be monitored.

20. Public reporting on the implementation of the NIAS has not been adequate for transparency and accountability purposes, as the two annual progress reports provided by the MDAF to COAG for 2016 and 2017 have not been made public. The intended inclusion and publication of NIAS progress reports within the National Drug Strategy annual progress reports will increase transparency regarding the progress of individual NIAS actions, if information in the report is adequate. Public reporting by the Australian Institute of Health and Welfare on alcohol and other drug treatment services cannot separately identify services funded under the NIAS.

## Recommendations

**Recommendation no. 1**  
**Paragraph 2.30** That the Department of Health ensures performance, risk and accountability measures are in place to support implementation of the National Ice Action Strategy.

**Department of Health response:** *Agreed.*

**Recommendation no. 2**  
**Paragraph 3.24** That the Department of Health finalise the Primary Health Network Quality and Assurance Framework, with appropriate actions to assess whether PHNs are operating appropriately across the commissioning cycle.

**Department of Health response:** *Agreed.*

**Recommendation no. 3**  
**Paragraph 4.11** That the Department of Health develop an evaluation framework for the National Ice Action Strategy, including the identification of suitable baseline performance information from which progress can be measured.

**Department of Health response:** *Agreed.*

**Recommendation no. 4**  
**Paragraph 4.26** That the Department of Health monitor progress towards the goal and objective of the National Ice Action Strategy and provide this information to government.

**Department of Health response:** *Agreed.*

**Recommendation no. 5**  
**Paragraph 4.42** That the Department of Health improve public reporting on how the implementation of the National Ice Action Strategy is progressing and what is being achieved.

**Department of Health response:** *Agreed.*

## Summary of entity response

Australian Government initiatives and funding supporting the National Ice Action Strategy has led to increased availability of alcohol and drug treatment services across Australia which help to overcome dependence and reduce harm.

The report found the administrative planning of the health-led actions was not effective. However, the appropriate level of planning was undertaken to ensure services were implemented in a timely manner. There was multi-jurisdictional consultation and engagement with Primary Health Networks to ensure local needs assessments were carried out. The report also indicated effective delivery of the actions the Department of Health (department) was responsible for.

While the department acknowledges initial planning processes could have been improved, there is some evidence the department's roll out of activities—including providing funding for alcohol and other drug treatment services through Primary Health Networks—is contributing to reducing the harms associated with crystal methamphetamine. While direct attribution for reductions of national prevalence under the NIAS is not valid, the department is encouraged by recent data showing a decrease in the national rates of use of reported consumption of methamphetamines (from 2.1% to 1.4% between 2013 and 2016), including ice (1.0% to 0.8% over the same period). The department will continue to monitor trends in drug use, including the work undertaken by Australia's alcohol and other drug research sector and state and territory governments.

The department is successfully progressing the 19 National Ice Action Strategy actions for which it has primary or shared responsibility, on schedule, and is continuing to work collaboratively with states and territories to ensure shared NIAS actions and objectives are realised.

More is being done to work with the Primary Health Networks—responsible for managing over 500 alcohol and drug treatment services across Australia—in adjusting our strategic approach to reducing the harms crystal methamphetamine and other illicit drugs are causing to individuals, families and communities.

The department is continuing to implement and monitor these treatment services, as well as other related activities through the broader Drug and Alcohol Program of the Australian Government. The department—with the Department of Home Affairs—is also working closely with the states and territories through the National Drug Strategy Committee to continue oversight and collaboration on areas of shared responsibility and focus. This work includes the development of a robust National Drug Strategy Reporting Framework, which will include reporting of progress against the objectives in the National Ice Action Strategy.

The department is fully committed to adopting better practices in governance arrangements, management and program evaluation, and has already taken steps to address issues identified in this audit. In 2018, the department took action to improve its internal capability to oversee the Primary Health Network Program, including establishing the risk management plan, refining the program performance and quality framework, and establishing projects to strengthen implementation.

The effective implementation of the National Ice Action Strategy is underpinned by a recognition of the need for national collaboration across jurisdictions and across agencies in reducing the harms associated with ice use across Australia. The report has focused on health-related actions exclusively and has attributed sole ownership for all health actions to the department. While this is true for a number of individual actions, the responsibility for planning, delivery and implementation of the majority of actions is shared between the Commonwealth and states and territories as reflected in the joint governance arrangements and reporting. An overarching evaluation of the National Ice Action Strategy, developed in collaboration with the states and

territories for the consideration of the Council of Australian Government's, will assess the effectiveness of the rollout of the National Ice Action Strategy.

## Key messages from this audit for all Australian Government entities

21. Below is a summary of key messages, including instances of good practice, which have been identified in this audit that may be relevant for the operations of other Australian Government entities.

### Policy/program implementation

- Effective strategy delivery requires a clear understanding of what the strategy is aiming to achieve (its goals and objectives), the impact of delivering the strategy's actions (expected outcomes) and how progress and success will be measured (performance indicators, baseline data and an evaluation plan). If a strategy does not contain these elements, the responsible entity should develop them to maximise the chance of successful delivery.
- If a devolved delivery model is used the responsible entity needs to clearly articulate its role as performance manager. This should include articulating and documenting what points in the program logic the entity plans to take a more engaged role, for what purpose, and at what points the entity will devolve responsibilities to other parties. Realistic timeframes for implementation should be set, in particular where third parties are involved and when implementation is within a new sector of expertise or requires new skills.

## **Audit findings**

# 1. Background

## Introduction

1.1 The Council of Australian Governments (COAG) endorsed a National Ice Action Strategy (NIAS) in December 2015 with the goal of:

Reducing the prevalence of ice use and resulting harms across the Australian community.<sup>5</sup>

### Crystal methamphetamine use in Australia

1.2 Amphetamine is a drug that stimulates the central nervous system. Terminology for amphetamine and methamphetamine (a type of amphetamine) varies across data sources (Figure 1.1). Crystal methamphetamine<sup>6</sup> is the strongest and most addictive form of methamphetamine, and this report uses the term crystal methamphetamine rather than the colloquial term ‘ice’, unless directly quoting evidence where the term ‘ice’ has been used.

**Figure 1.1: Relevant terminology**

|                |  |                 |         |                |                           |
|----------------|--|-----------------|---------|----------------|---------------------------|
| Class of drugs | Amphetamine-type stimulants (IDDR)                   |                 |         |                |                           |
| Class of drugs | Amphetamines (AODTS NMDS); meth/amphetamines (NDSHS) |                 |         |                | Phenethylamines           |
| Types of drugs | Amphetamine  | Methamphetamine |         | Dexamphetamine | MDMA (ecstasy)<br>MDA etc |
| Forms of drugs | Powder, tablet                                       | Powder          | Crystal | Base           | Tablet (e.g. Ritalin)     |

Note: IDDR: Illicit Drug Data Report published by the Australian Criminal Intelligence Commission. AODTS NMDS: Alcohol and Other Drug Treatment Services National Minimum Data Set collected by the Australian Institute of Health and Welfare; NDSHS: National Drug Strategy Household Survey published by the Australian Institute of Health and Welfare.

Source: Adapted from Box 4.5.4 ‘Terminology for methamphetamine’ in Australian Institute of Health and Welfare, *Australia’s Health 2016*, AIHW, 2016, p. 158.

1.3 The Australian Institute of Health and Welfare (AIHW) National Drug Strategy Household Survey (NDSHS) collects data every three years from around 24,000 people mostly aged 14 years and over. The 2016 survey shows recent<sup>7</sup> self-reported meth/amphetamine use declined from 3.4 per cent in 2001 to 1.4 per cent in 2016. Between 2013 and 2016 recent self-reported meth/amphetamine use significantly declined from 2.1 per cent of the population to 1.4 per cent, and recent self-reported crystal methamphetamine use slightly declined from 1.0 per cent to 0.8 per cent. The main form of meth/amphetamine used has changed over time, with crystal increasing from 21.7 per cent in 2010 to 57.3 per cent in 2016.

5 Council of Australian Governments, *National Ice Action Strategy*, COAG, 2015, p. 7.

6 Crystal methamphetamine is usually in the form of translucent crystals. Methamphetamine powder is a white or off-white powder, and base is a ‘gluggy’ white to brown substance.

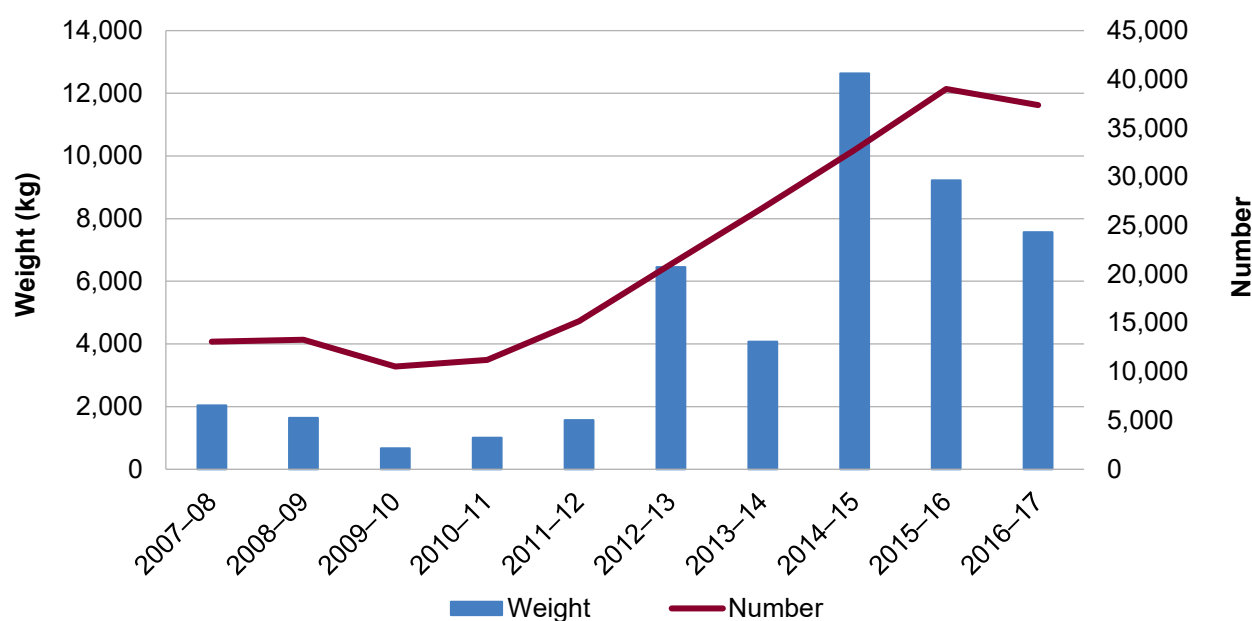
7 Recent use means use in the last 12 months.

1.4 The NDSHS asks respondents about their perception and attitudes towards illicit drugs. The proportion of the population who thought methamphetamine was the drug of most serious concern for the general community increased from 16.1 per cent in 2013 to 39.8 per cent in 2016.<sup>8</sup>

1.5 The National Wastewater Drug Monitoring Program (NWDMP)<sup>9</sup> provides information about estimated drug use by measuring the concentrations of drug metabolites<sup>10</sup> in wastewater samples. Methamphetamine is consistently the highest estimated illicit substance consumed of those illicit substances measured.<sup>11</sup> Between year one (2016–17) and year two (2017–18) of the NWDMP<sup>12</sup>, the estimated weight of methamphetamine consumed increased by 17.2 per cent.

1.6 The number of national amphetamine-type stimulants seizures consecutively increased from 2010–11 to 2015–16, then decreased between 2015–16 and 2016–17, though the total weight of seizures for 2016–17 was the third highest on record (Figure 1.2).

**Figure 1.2: National amphetamine-type stimulants seizures by number and weight, 2007–08 to 2016–17**



Source: Australian Criminal Intelligence Commission, *Illicit Drug Data Report 2016–17*, ACIC, 2018.

8 Australian Institute of Health and Welfare, *National Drug Strategy Household Survey 2016: detailed findings*, AIHW, 2017, p. 121.

9 The Australian Criminal Intelligence Commission has responsibility to deliver the NWDMP and has contracted the University of Queensland, and through it the University of South Australia, to deliver the program. The NWDMP commenced in August 2016 reporting three times a year. The most recent report (April 2019) presents data from 20 capital city and 30 regional sites, equating to approximately 54 per cent of Australia's population.

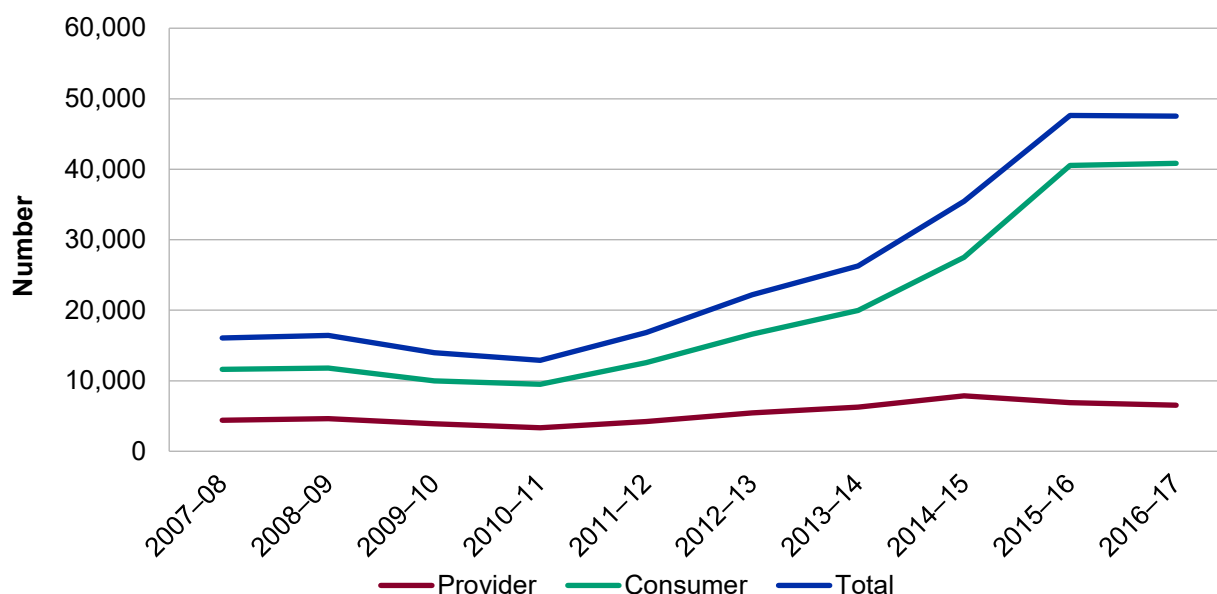
10 Drug metabolites are excreted into the sewer system after consumption.

11 While the NDSHS shows that cannabis is the most commonly self-reported drug used in Australia (in 2016 10.4 per cent or 2.1 million people self-reported using cannabis in the last 12 months), cannabis consumption was only included for the first time in the NWDMP for the December 2018 report, and reliable dose figures are not available for comparative purposes.

12 The estimated consumption of methamphetamine for year one (August 2016–August 2017) was 8405 kilograms and for year two (August 2017–August 2018) was 9847 kilograms.

1.7 Following five years of consecutive increases, the number of arrests for amphetamine-type substances remained relatively stable between 2015–16 and 2016–17 (Figure 1.3).

**Figure 1.3: Number of arrests for amphetamine-type stimulants 2007–08 to 2016–17**



Source: Australian Criminal Intelligence Commission, *Illicit Drug Data Report 2016–17*, ACIC, 2018.

### Development of the National Ice Action Strategy

1.8 In April 2015 the Australian Government established a National Ice Taskforce (the Taskforce) to report on actions needed to address increasing crystal methamphetamine use in Australia. The Taskforce found that while law enforcement agencies have responded strongly to disrupt the supply of crystal methamphetamine, the market remains strong and resilient. The Taskforce recommended shaping a response that will reduce the demand for crystal methamphetamine, provide treatment and support services that cater to the needs of crystal methamphetamine users, take steps to prevent people from using drugs, and for efforts to disrupt supply to be coordinated and targeted. The Taskforce presented its final report to the Australian Government in October 2015 with 38 recommendations intended to make an impact on crystal methamphetamine use.<sup>13</sup>

1.9 The NIAS was endorsed by COAG in December 2015. The NIAS contained 30 actions grouped in five action areas, and was supported by Australian Government funding of \$313.2 million over four years from 2016–17 as follows<sup>14</sup>:

- \$24.9 million to empower local communities and give more support for families;
- targeted prevention and education to those most at risk<sup>15</sup>;
- further investment in treatment and workforce support, consisting of:
  - \$241.5 million for the delivery of further treatment services; and
  - \$13 million to introduce new Medicare Benefits Schedule items;

13 National Ice Taskforce, *Final Report of the National Ice Taskforce*, Commonwealth of Australia, 2015, p. vi–xv.

14 Australian Government, *Taking Action To Combat Ice*, Commonwealth of Australia, 2015.

15 Australian Government funding under the NIAS was not announced for this action area.

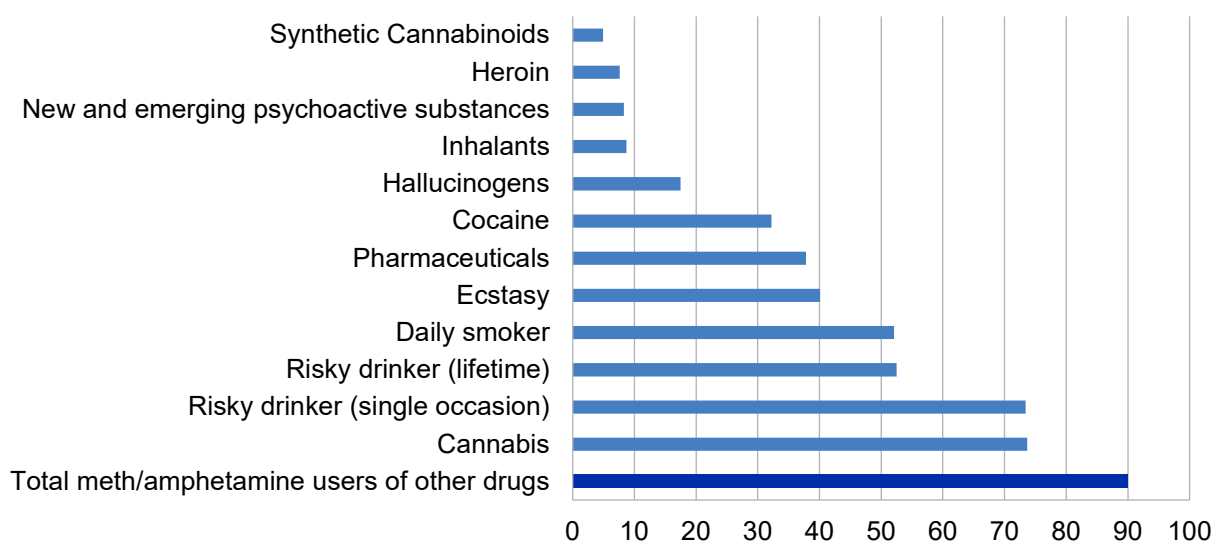
- \$15 million for focused law enforcement; and
- \$18.8 million for better research, evidence and guidelines.

1.10 The Department of Health (the department) is the lead Australian Government entity responsible for delivering 19 of the 30 actions, totalling \$298.2 million over four years from 2016–17. The remaining 11 actions focused on law enforcement (totalling \$15 million over four years) are the responsibility of the Home Affairs Portfolio and are outside the scope of this audit.

1.11 In the 2019–20 Budget the Australian Government included an additional \$153.3 million to extend the health related actions in the NIAS. This brought total budgeted NIAS funding for actions that the department has responsibility for implementing to \$451.5 million over six years (from 2016–17 to 2021–22).

1.12 The Australian Government’s funding aims to expand the alcohol and other drug treatment sector so people who need drug and alcohol services can access them, rather than providing targeted treatment services to those only using crystal methamphetamine. In 2016, approximately 90 per cent of people who reported recent<sup>16</sup> meth/amphetamine use also reported recent use of one or more additional illicit drug (Figure 1.4).<sup>17</sup>

**Figure 1.4: Proportion of people reporting recent meth/amphetamine use who reported recent use of another drug, aged 14 years or older, 2016 (per cent)**



Note: Recent use is use in the previous twelve months. Excludes those using meth/amphetamine for medical purposes. Lifetime risky drinking means drinking on average more than two standard drinks a day. Single occasion risky drinking means more than four standard drinks on one occasion at least once a month.

Source: Australian Institute of Health and Welfare, *National Drug Strategy Household Survey 2016: detailed findings*, AIHW, 2017; Table 2.2.

## Australia’s National Drug Strategy

1.13 Australia’s National Drug Strategy (NDS) provides the national framework to identify national priorities and guide government action in partnership with service providers and the community. Since the first iteration in 1985, the NDS has been underpinned by a harm

<sup>16</sup> Recent use means used in the previous 12 months.

<sup>17</sup> Includes all illicit drugs, excluding risky levels of alcohol consumption and daily smoking.

minimisation objective. The seventh iteration of the NDS is the first to have a ten year lifespan (2017–2026), previous iterations covered a period of five years. The NIAS is now a sub-strategy of the NDS 2017–2026 (Figure 1.5).

**Figure 1.5: National Drug Strategy and sub-strategies**



Source: Department of Health, *National Drug Strategy 2017–2026*, DOH, 2017.

1.14 In addition to the NDS and NIAS, each State and Territory government has alcohol and other drug strategies, plans and inquiries, including those specifically targeting methamphetamine, and/or crystal methamphetamine use.

### **Alcohol and other drug treatment service funding**

1.15 There is no overarching agreement clarifying roles and responsibilities for alcohol and other drug (AOD) treatment service funding and provision between the Australian and State and Territory governments.

1.16 Treatment services for AOD use are broadly divided into generalist and specialist services, usually on the basis of the setting. Generalist services are provided through primary care and hospitals, while AOD treatment agencies provide specialist services such as withdrawal management, psychosocial therapies (counselling), rehabilitation and pharmacotherapy in residential and non-residential settings. An estimate of the Australian and State and Territory government contributions to AOD treatment services has not been updated since 2014.<sup>18</sup> The National Drug and Alcohol Research Centre (NDARC) at the University of New South Wales (UNSW) estimated on the basis of 2012–13 data that the State and Territory governments contributed approximately 80 per cent of all government funding for specialist AOD treatment services, with the Australian Government contributing the remaining 20 per cent.<sup>19</sup> Specialist AOD treatment

18 National Drug and Alcohol Research Centre, *New Horizons Final Report* [Internet], UNSW, 2014, available from <https://ndarc.med.unsw.edu.au/sites/default/files/ndarc/resources/New%20Horizons%20Final%20Report%20July%202014.pdf> [accessed 1 July 2019].

19 NDARC estimated (based on 2012–13 data) that the State and Territory governments and Australian government provided \$1 billion in funding for AOD treatment. NDARC estimated that for all AOD treatment (generalist and specialist) the Australian Government contributed 39 per cent and the State and Territory governments contributed 61 per cent.

services can also be provided by not-for-profit organisations and private providers who do not receive government funding.<sup>20</sup>

1.17 In 2017–18, there were 952 government funded AOD treatment agencies who provided treatment services to an estimated 130,000 clients.<sup>21</sup> The most common principal drug of concern (the primary drug leading someone to seek treatment) was alcohol (34 per cent), followed by amphetamines (25 per cent).<sup>22</sup>

## Rationale for undertaking the audit

1.18 This audit was undertaken to provide assurance that a key strategy to reduce the prevalence of crystal methamphetamine use and resulting harms across the Australian community is being implemented effectively and that progress on the delivery of the actions presented in the NIAS is transparent. According to the Australian Institute of Health and Welfare, in 2016, 50,000 people self-reported using crystal methamphetamine at least once a week.<sup>23</sup> The Australian Government budgeted NIAS funding for actions that the Department of Health has responsibility for implementing is \$451.5 million over six years (from 2016–17 to 2021–22). Through consultation with the Joint Committee of Public Accounts and Audit, this audit topic was identified as an Audit Priority of the Parliament in 2018.

## Audit approach

### Audit objective and criteria

1.19 The objective of the audit was to assess the effectiveness of the Department of Health's implementation of the NIAS.

1.20 To form a conclusion against the audit objective, the ANAO adopted the following high-level audit criteria:

- planning and governance arrangements established to support implementation of the NIAS were appropriate;
- delivery of NIAS actions was effective; and
- progress is transparent.

### Audit methodology

1.21 The audit methodology included:

- examining and analysing documentation relating to planning, governance, delivery, monitoring and reporting of the 19 NIAS actions that the department is responsible for;

20 NDARC estimated (based on 2012–13 data) that 20 per cent of Australia's investment in AOD treatment was from private sources.

21 Australian Institute of Health and Welfare, *Alcohol and other drug treatment services in Australia 2017–18: key findings*, AIHW, 2019.

22 The AIHW Alcohol and Other Drug Treatment Services National Minimum Dataset uses the term amphetamines, corresponding to the Australian Standard Classification of Drugs of Concern.

23 Australian Institute of Health and Welfare, *National Drug Strategy Household Survey 2016: detailed findings*, AIHW, 2017. The number of people who self-reported using crystal methamphetamine was calculated from the estimated residential population for 2016 published in Table 10.7.

- analysis of publicly available data, including data reported by the AIHW; the Australian Criminal Intelligence Commission; the Australian Institute of Criminology; the NDARC at UNSW; and the Australian Bureau of Statistics;
- interviews with key departmental officials involved in the implementation of NIAS actions; and
- meetings with key stakeholders including AOD peak organisations; research bodies; and PHNs.

1.22 This audit included the 19 NIAS actions that the department were responsible for implementing. The NDS and sub-strategies beyond the NIAS are out of scope for this audit, as are the various state and territory government drug and/or ice action plans, strategies and reforms.

1.23 The audit was conducted in accordance with ANAO Auditing Standards at a cost to the ANAO of about \$469,000. The team members for this audit were Ailsa McPherson, Tracy Cussen, Christine Preston, Michael Fitzgerald, Hannah Climas and David Brunoro.

## 2. Planning and governance

### Areas examined

This chapter examines whether the planning and governance arrangements established by the Department of Health (the department) to support implementation of the National Ice Action Strategy (NIAS) were appropriate.

### Conclusion

The department has established appropriate governance arrangements to support implementation of the National Ice Action Strategy, but did not plan for implementation effectively. Performance and accountability measures were not developed, and implementation and risk plans were not used.

### Recommendation

The ANAO has made one recommendation aimed at ensuring the department has performance and accountability measures in place to support implementation of the NIAS.

2.1 Examining the appropriateness of arrangements to support implementation of the NIAS included reviewing:

- roles and responsibilities, including the establishment of the Council of Australian Governments (COAG) agreed Ministerial Forum and intergovernmental steering committee; and
- the departmental arrangements regarding implementation planning, risk assessment and program assurance.

### Were roles and responsibilities for implementation, monitoring and reporting of the NIAS clearly assigned and formalised with all relevant parties?

Roles and responsibilities for implementing, monitoring and reporting on the National Ice Action Strategy (NIAS) have been clearly assigned and formalised with all relevant parties. The department supported the establishment of the Ministerial Drug and Alcohol Forum (MDAF) and the National Drug Steering Committee to oversee Australia's national drug policy framework. The department has briefed the MDAF on progress towards implementing the 19 actions it has responsibility for. The MDAF has not met since June 2018 and has not yet provided its 2018 annual report to COAG.

### Establishment of governance arrangements

2.2 In 2015 the National Ice Taskforce (the Taskforce) examined alcohol and other drug governance arrangements between the Australian and State and Territory governments in accordance with its terms of reference. The Taskforce reported<sup>24</sup>:

The existing system of governance does not facilitate timely collaboration between Commonwealth, state and territory governments to implement effective responses to

24 National Ice Taskforce, *Final Report of the National Ice Taskforce*, 10 December 2015, p. 149.

drug-related issues. The current structure under COAG requires the Intergovernmental Committee on Drugs to obtain endorsement of its work through numerous other intergovernmental committees. This can often undermine timely and coordinated policy-making on illicit drugs.

2.3 The Taskforce also noted that, in addition to the Intergovernmental Committee on Drugs reporting to multiple intergovernmental committees<sup>25</sup>, there were two separate COAG Ministerial Councils with responsibility for alcohol and other drug policy. Responsibility was shared, with law enforcement aspects situated with the COAG Law, Crime and Community Safety Council; and health aspects situated with the COAG Health Council.<sup>26</sup>

2.4 Recommendation 32 of the Taskforce's final report stated<sup>27</sup>:

The Commonwealth, state and territory governments should introduce a simplified governance model to support greater cohesion and coordination of law enforcement, health, education and other responses to drug misuse in Australia, with a direct line of authority to relevant Ministers responsible for contributing to a national approach.

2.5 The NIAS included governance arrangements for alcohol and other drug policy. A Ministerial Drug and Alcohol Forum (MDAF) was to be formed to oversee the development, implementation and monitoring of Australia's national drug policy framework, including the NIAS. Membership of the MDAF would consist of health and justice ministers and report directly to COAG. The Australian Government Ministers for Health and Justice co-chair the MDAF, with each state and territory having two ministerial members, one health and one justice or law enforcement. The first meeting of the MDAF was held in December 2016.

2.6 The MDAF's terms of reference state its role is to:

- oversee the development and implementation of the National Drug Strategy (NDS), including monitoring progress against priority areas;
- oversee development and implementation of NDS sub-strategies (including the National Tobacco Strategy, National Aboriginal Torres Strait Islander Peoples Drug Strategy, National Alcohol and other Drug Workforce Development Strategy, and the National Ice Action Strategy);
- provide direction, advice and reports to other councils and committees, as required; and
- provide an annual report to COAG.

2.7 The MDAF provides relevant information to the COAG Health Council and the COAG Council of Attorneys-General.<sup>28</sup> A National Drug Strategy Committee (NDSC) supports the MDAF.<sup>29</sup> The NDSC's membership comprises deputy secretary level officials from the state and territory health and justice portfolios. The NDSC is co-chaired by the department's deputy secretary with responsibility for alcohol and other drug policy and the relevant deputy secretary from the Australian Government Department of Home Affairs. The NDSC links with the Australian Health Ministers Advisory Council (which reports to the COAG Health Council) and the National Justice and

---

25 Intergovernmental committees included the Australian Health Minister's Advisory Council, Mental Health Drug and Alcohol Principal Committee and the National Justice and Policing Senior Officials Group.

26 National Ice Taskforce, *Final Report of the National Ice Taskforce*, 10 December 2015, p. 94.

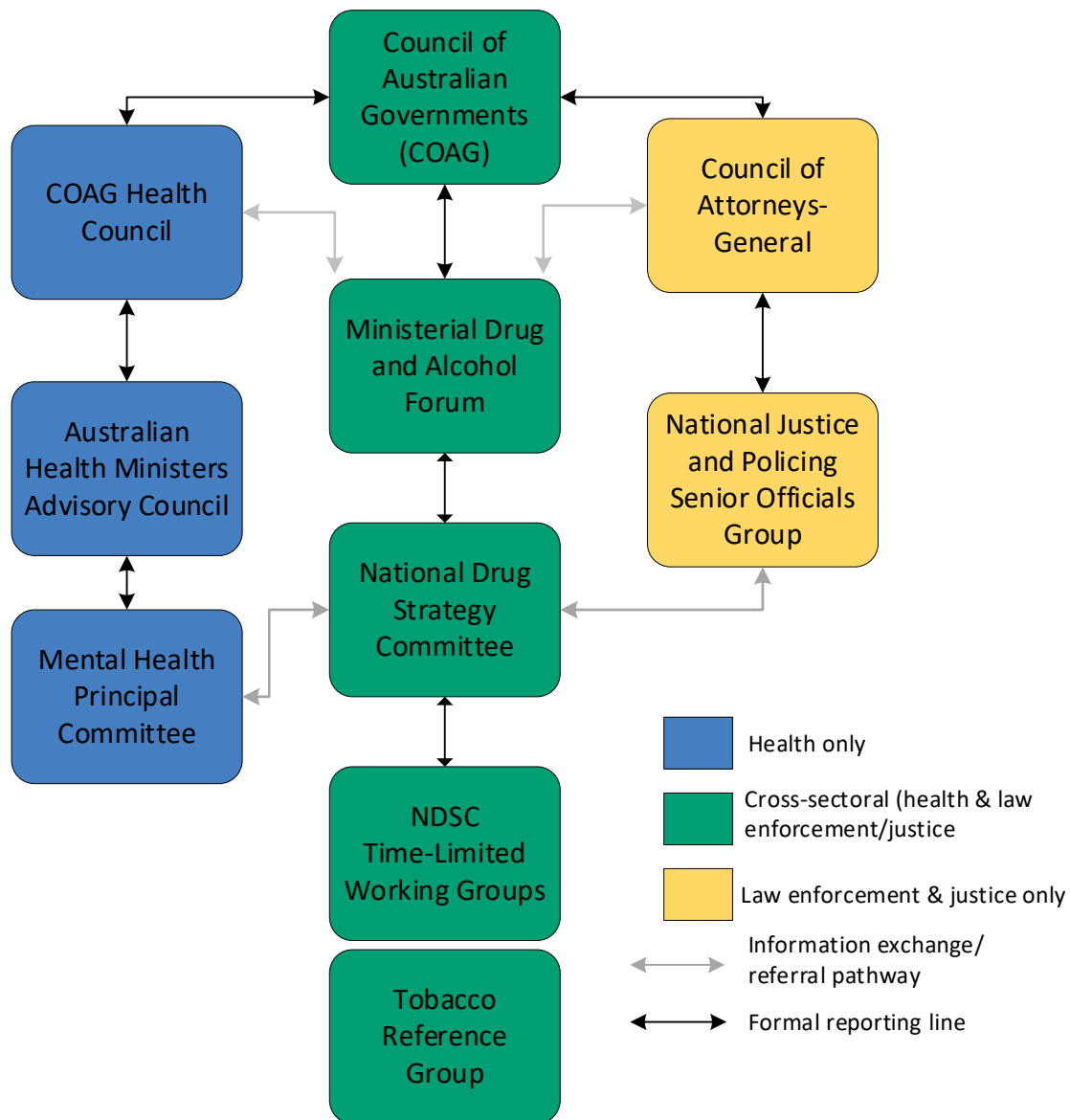
27 National Ice Taskforce, *Final Report of the National Ice Taskforce*, 10 December 2015, p. xiv.

28 A COAG review conducted in 2016–17 resulted in the Law, Crime and Community Safety Council being replaced with separate councils for Attorneys-General, and Ministers for Police and Emergency Management.

29 The National Drug Strategy Committee replaced the Intergovernmental Committee on Drugs.

Policing Senior Officials Group (which reports to the COAG Council of Attorneys-General) (Figure 2.1).

**Figure 2.1: Governance arrangements for Australia’s national drug policy framework**



Source: Department of Health, *National Drug Strategy 2017–2026*, DOH, 2017 and Attorney-General's Department, *Law, Crime and Community Safety Council* [Internet], AGD, 2019, available from <https://www.ag.gov.au/About/CommitteesandCouncils/Law-Crime-and-Community-Safety-Council> [accessed 23 April 2019].

2.8 The first meeting of the NDSC was held in November 2016 (Table 2.1).<sup>30</sup>

30 As the first NDSC and MDAF meetings were held towards the end of 2016, approximately 12 months after COAG endorsed the NIAS, the opportunity for these governance bodies to oversee initial development of NIAS actions was limited and the first 2016 NIAS progress report for COAG was prepared and submitted out-of-session.

**Table 2.1: The NDSC and MDAF meeting details**

| Meeting number | NDSC meeting date | NIAS relevant items   | MDAF meeting date     | NIAS relevant items   |
|----------------|-------------------|---|-----------------------|---|
| 1              | 30/11/2016        | Draft 2016 NIAS progress report prepared and submitted to MDAF [out-of-session].<br>Initial discussion of national quality framework progression with working group to progress.<br>Work to begin early in 2017 on a reporting framework for the NDS. | 16/12/2016            | Draft 2016 NIAS progress report presented, with submission to COAG [out-of-session].  |
| 2              | 20/04/2017        | Draft NDS (2017–2026) agreed [out-of-session] with submission to MDAF. NIAS becomes a sub-strategy of the NDS.<br>Draft NIAS Reporting Framework for progress reports agreed [out-of-session].  | 29/05/2017            | NDS (2017–2026) agreed.   |
| 3              | 01/11/2017        | Draft 2017 NIAS progress report approved and sent to MDAF.  | 27/11/2017            | 2017 NIAS progress report agreed for submission to COAG.<br>National quality framework agreed in-principal with the NDSC working group to consult and finalise. |
| 4              | 01/05/2018        | Updates given for NIAS actions for research and data, AOD hotline, national treatment framework and for the proposed formation of the NDS reporting framework working group.  | 14/06/2018            | Noted progress of the national treatment framework and approved ongoing progress to develop the national quality framework.                                     |
| 5              | 08/02/2019        | Discussion of progress for the NDS reporting framework, national treatment framework and national quality frameworks. Completion of all three frameworks expected by end June 2019.   | 8/02/2019 (postponed) | Update provided on work undertaken by jurisdictions.  |

Source: ANAO analysis of departmental documentation.

2.9 The department has supported the Australian Government Minister for Health and the department’s deputy secretary in their roles of co-chairs of the MDAF and NDSC.

2.10 Decisions taken by the MDAF are made on the basis of consensus where possible, otherwise they are based on a member majority with one vote per jurisdiction.

2.11 The most recent meeting of the MDAF was held in June 2018, with the meeting scheduled for February 2019 postponed.

## National Drug Strategy Committee Working Groups

2.12 The NIAS includes two actions that require inter-jurisdictional cooperation; the development of a national treatment framework and a national quality framework. The NDSC has established specialist, time-limited working groups to progress these two items, along with a research and data working group, and a group to develop a framework for NDS reporting (Table 2.2).

**Table 2.2: National Drug Strategy Committee working groups**

| Name of working group | National Quality Framework   | National Treatment Framework  | AOD Research and Data  | Reporting Framework  |
|-----------------------|--|---|--|--|
| Date of first meeting | 18/12/2017   | 23/01/2018  | 18/12/2018   | 16/01/2019   |
| Responsibility        | Develop a framework providing a nationally consistent approach and align accreditation systems across jurisdictions. | Manage the development of the National Treatment Framework for submission to the department in June 2019. | Explore research and data issues including complex data requests and projects that cut across organisations and jurisdictions. | Develop a framework for the NDS annual report, including reporting for sub-strategies. |

Source: ANAO analysis of departmental documentation.

## Reporting to COAG

2.13 The NIAS specifies that the MDAF will report directly to COAG on implementation, lessons learned and next steps. The MDAF terms of reference require an annual report be submitted to COAG on Australia's national drug policy frameworks including the implementation of each area of the NIAS. The 2016 and 2017 annual reports submitted to COAG by the MDAF met these requirements. These reports are not required to be, and have not been, made public.

2.14 The MDAF has noted the intention to change reporting to COAG on the NIAS implementation.<sup>31</sup> Reporting on NIAS implementation is now intended to be included in the NDS annual progress report through the following approach<sup>32</sup>:

- the NDSC will coordinate an annual progress report for the MDAF providing an update on jurisdictional and national activity, and identifying trends and emerging issues based on the best available data;
- a more detailed progress report prepared by the NDSC for MDAF approval and submission to COAG in line with the release of the findings from the NDSHS in 2018, 2021, 2024 and a final report in 2027; and

31 Ministerial Drug and Alcohol Forum, *MDAF Communique 14 June 2018* [Internet], Department of Health, 2018, available from <https://www.health.gov.au/sites/default/files/ministerial-drug-and-alcohol-forum-communique-14-june-2018.pdf> [accessed 17 July 2019].

32 Department of Health, *National Drug Strategy 2017–2026*, DOH, 2017.

- the NDSC will undertake a mid-review of the NDS in 2021–2022 to provide an opportunity to identify any new priorities, emerging issues or challenges.

2.15 The 2016 and 2017 annual reports to COAG from MDAF on NIAS implementation were submitted in December 2016 and December 2017. The 2018 NDS annual report<sup>33</sup>, now intended to include the NIAS progress report, is due to be endorsed by the NDSC in August 2019 for submission to MDAF. Following endorsement by MDAF, this report will be provided to COAG. While the 2016 and 2017 reports from MDAF to COAG on NIAS implementation have not been made public, the NDS annual reports will be published on the department’s website.

2.16 In addition to reporting to COAG, the MDAF communiques are published on the department’s website, providing a high-level overview of major items discussed by Ministers during the meeting.<sup>34</sup>

2.17 Under the 2018 MDAF Terms of Reference, the MDAF must provide COAG with a ‘robust evaluation’ of the implementation of NIAS by June 2020. To date, no action has been taken by MDAF or the NDSC to prepare for, or undertake, an evaluation. The department’s approach to evaluation of the NIAS is discussed further in Chapter 4.

## Did the department plan effectively for the implementation of the NIAS, including risk assessment and management?

The department’s planning for the implementation of the NIAS was not effective. The department drafted, but did not use or update, an implementation plan and risk register aside from monitoring progress of the actions it has responsibility for implementing. An approach to measuring performance was not established. Actions recommended by the department’s program assurance team to ensure performance and accountability measures are in place have not been progressed by the program area. These actions include developing a risk management plan, a logic model, a stakeholder engagement framework and a change management plan.

### Implementation planning

2.18 The department is responsible for implementing 19 of the 30 NIAS actions. An implementation plan was drafted by the department in April 2016 encompassing the 19 actions the department is responsible for implementing.<sup>35</sup> The plan allocated actions to a departmental officer to progress; identified a start date; detailed the budget allocation where applicable; and referenced the relevant policy document source for each action (the Taskforce report; the Australian Government response to the Taskforce report; and/or the NIAS).

33 The NDS annual report for 2018 aims to meet the requirements for the more detailed NDS progress report as it will include an annexure detailing progress against the five headline indicators in line with the release of NDSHS findings.

34 Ministerial Drug and Alcohol Forum, *MDAF Communique 14 June 2018* [Internet], Department of Health, 2018, available from <https://www.health.gov.au/sites/default/files/ministerial-drug-and-alcohol-forum-communique-14-june-2018.pdf> [accessed 17 July 2019].

35 The department also had responsibility for implementing the new governance arrangements, as detailed from paragraph 2.1.

2.19 The implementation plan did not identify or define key milestones, and did not present an approach to measure performance. Since April 2016, the program area has not engaged with or maintained this implementation plan aside from monitoring progress of the actions it has responsibility for implementing (annual progress reports on the implementation of NIAS actions were provided to COAG by MDAF for 2016 and 2017, see paragraph 2.13). The department advised the ANAO that it did not update the implementation plan as it was focused on delivering the actions.

## Risk management

2.20 The department's risk management policy<sup>36</sup>:

- defines the department's approach to the management of risk;
- sets out the key accountabilities and responsibilities for managing and implementing the department's risk management framework; and
- defines the department's risk appetite and risk tolerance.

2.21 The policy takes a tiered approach to risk management. The department's deputy secretaries hold responsibility for enterprise level (including strategic) risks; the department's first assistant secretaries are responsible for business risks; and assistant secretaries/program managers are responsible for operational risks. The policy requires those who are responsible for managing risks ensure risk registers are current, controls and treatments are in place, and risks are actively managed.

2.22 In April 2016 the program area responsible for implementing the 19 NIAS actions prepared a risk register that included four risks:

- potential delays to key approvals;
- other project lead agencies do not deliver their projects in the required timeframes;
- stakeholders receive mixed messages through the various project leads; and
- suitable departmental resources to deliver projects are not available.

2.23 Mitigation strategies detailed in the risk register included: prioritising projects for implementation; developing a project management governance model; and developing a stakeholder management plan. The program area did not implement these mitigation strategies, and the risk register was not updated or engaged with further.

2.24 The management of performance and risk for the Primary Health Network (PHN) program is discussed in Chapter 3.

## Program assurance

2.25 In January 2018 the department implemented new internal governance arrangements and established a Program Assurance Committee (PAC) to:

- drive excellence in program delivery, through risk and evaluation frameworks; and
- monitor and review implementation, delivery and performance of programs.

---

36 The department's latest risk management policy is June 2018, the policy and framework are scheduled for review on an annual basis.

2.26 The department is responsible for 28 programs aligned to the six outcomes presented in the department's Portfolio Budget Statements.<sup>37</sup> A program assurance team was established as part of the new internal governance arrangements to support the department's program areas, with the PAC providing a strategic overview and assurance to the Secretary and Executive Board.

2.27 The inaugural PAC meeting held in March 2018 established a program assurance framework and the terms of reference. The intention was for all 28 programs to complete a program report, including a self-assessment against the six program assurance standards contained in the framework<sup>38</sup>, and present to the PAC by the end of 2018. The PAC agreed that programs may be split into different elements for PAC reporting purposes.

2.28 The program area with responsibility for implementing the NDS and sub-strategies, including the NIAS, under program 2.4 'Preventive Health and Chronic Disease'<sup>39</sup> completed a maturity assessment against the program assurance standards. After reviewing the program area's self-assessment against the standards, the program assurance team noted actions<sup>40</sup> that the program area would need to complete to meet the standards.

Risk Management — A program level risk management plan and register is required to reduce the risk of significant issues eventuating and preventing the delivery of the program's outcomes. In addition regular review of risks should be done by the program team including, documenting emerging risks and ensuring the treatments are still adequate.

Logic Model — Creation of a logic model would help to link the various individual programs, highlight relationships between the many stakeholders and outline the internal capabilities required to deliver the program. This activity would assist in the development of risk management and stakeholder engagement plans.

Governance Structure/Roles and Responsibilities — Governance and oversight arrangements are fit for purpose and documented in the strategy documents, however roles and responsibilities are not clearly documented. For example, the senior responsible officer and role and responsibilities would ideally be written into the terms of reference of committees or program descriptions.

Stakeholder Engagement — Establish a stakeholder engagement framework and document regular and scheduled meetings of internal and external parties, networks and organisations. This would offer further structure to existing mechanisms and provide greater opportunity for collaboration across partnering agencies and stakeholder groups.

Change Management Plan — The program has advised that a change management strategy will be considered during the branch planning process. This should be reflective of the logic model, risk and stakeholder management plans as described above.

2.29 These actions, as outlined in the program report to the PAC, were scheduled to be discussed at the November 2018 PAC meeting. The department advised that, while the PAC did not convene,<sup>41</sup> the report and actions were accepted by the program area responsible for the NDS and NIAS. At the

---

37 Department of Health, *Health Portfolio Budget Statements 2019–20*, DOH, 2019.

38 The six program assurance standards are: 1) performance focus; 2) governance; 3) resourcing; 4) risks and issues; 5) collaboration and communication; 6) delivery.

39 The NDS and NIAS are situated under outcome 2 'Health Access and Support Services' in Program 2.4 Preventive Health and Chronic Disease, under component D: Preventing and reducing harm to individuals and communities from alcohol, tobacco and other drugs.

40 Actions stated in the Program Report to the Program Assurance Committee.

41 The November 2018 meeting was cancelled due to the lack of a quorum.

time of the audit the program area with responsibility for the NDS and NIAS had not yet progressed the actions identified by the program assurance team.

### Recommendation no.1

2.30 That the Department of Health ensures performance, risk and accountability measures are in place to support implementation of the National Ice Action Strategy.

**Department of Health response:** *Agreed.*

2.31 *The department is developing performance, risk and accountability measures to support continued implementation and monitoring of its components of the National Ice Action Strategy. This includes the development of an evaluation framework and mid-point review to assess the contribution health-led initiatives have made towards the goals and objectives of the National Ice Action Strategy. The department will develop an overarching evaluation of the National Ice Action Strategy, in conjunction with the Department of Home Affairs and states and territories by 30 June 2020, for Council of Australian Government's consideration.*

## 3. Delivery of National Ice Action Strategy actions

### Areas examined

This chapter considers the effectiveness of the Department of Health’s (the department) delivery of 19 actions in the National Ice Action Strategy (NIAS) it has responsibility for, to provide assurance that delivery of these actions is on track.

### Conclusion

The department’s delivery of actions contained in the NIAS is largely effective. The department has delivered, or is in the process of delivering, the 19 actions it has responsibility for and Australian Government funding for the alcohol and other drug sector has increased. Although the department monitors the activities of Primary Health Networks (PHNs), it has not finalised a quality and assurance framework that would allow it to assess that PHNs are effectively commissioning, monitoring and evaluating alcohol and other drug services.

### Recommendation

The ANAO made one recommendation aimed at prioritising the development of an appropriate PHN quality and assurance framework.

3.1 The Department of Health (the department) is responsible for delivering 19 of the 30 actions presented in the National Ice Action Strategy (NIAS) under four priorities: ‘families and communities’; ‘prevention’; ‘treatment and workforce’; and ‘research and data’.<sup>42</sup> Three of the actions under the ‘treatment and the workforce’ priority are being delivered through the expansion of the alcohol and other drug (AOD) treatment sector through Primary Health Networks (PHNs). This chapter focuses on these three actions as they represent the largest financial commitment by the Australian Government under the NIAS. The remaining 16 actions the department is responsible for delivering are briefly discussed at the end of the chapter.

### Expansion of alcohol and other drug treatment services through Primary Health Networks

3.2 Approximately 80 per cent of NIAS funding allocated to the department (\$241.5 million over four years from 2016–17) was to deliver further AOD treatment services commissioned by the PHNs (see Table 3.1). This represented a new funding and service delivery approach for AOD treatment services.

**Table 3.1: Alcohol and other drug funding to PHNs — NIAS**

|            | 2016–17<br>\$m | 2017–18<br>\$m | 2018–19<br>\$m | 2019–20<br>\$m | Total<br>\$m       |
|------------|----------------|----------------|----------------|----------------|--------------------|
| Allocation | 59.0           | 59.9           | 60.8           | 61.8           | 241.5 <sup>a</sup> |

Note a: Of the total \$241.5 million allocation over four years, \$78.6 million was to support delivery of services for Aboriginal and Torres Strait Islander people.

Source: ANAO analysis of departmental documentation.

42 The remaining 11 actions concern law enforcement and are outside the scope of this audit.

3.3 The 31 PHNs were established by the Australian Government on 1 July 2015 to improve the efficiency and effectiveness of primary health care services across Australia. PHNs are independent, not-for-profit, regionally based planning and commissioning organisations. The PHN Program commenced twelve months prior to the commencement of the NIAS funding.<sup>43</sup> PHNs are funded to deliver two objectives:

- increase the efficiency and effectiveness of medical services for patients, particularly those at risk of poor health outcomes; and
- improve the coordination of care to ensure patients receive the right care, in the right place, at the right time.

3.4 Departmental documentation describes the PHN Program as ‘a model of devolved, networked government’:

At the national level, the Department of Health has responsibility for identifying and addressing national health priorities and systemic health systems issues, making available data and resources, and implementing the strategic vision for reform of the Australian health system. However, key responsibilities and decision making in regard to planning, prioritising, funding and monitoring health services at the regional level have been devolved to PHNs.

3.5 The PHN Program has received \$4.4 billion in Australian Government funding over four years from 2016–17, with the NIAS funding of \$241.5 million representing 5.5 per cent of total PHN Program funding.

3.6 The Australian Government has identified seven priority areas for PHN activity: mental health, Aboriginal and Torres Strait Islander health, population health, digital health, health workforce, aged care, and alcohol and other drugs. The ‘alcohol and other drugs’ priority area was included in ‘population health’ until 2018 after which it was given separate priority status. The department advised that the status was changed in recognition of the Government’s financial investment in the AOD sector, and that commissioning AOD treatment services is a key component of PHNs’ work programs.

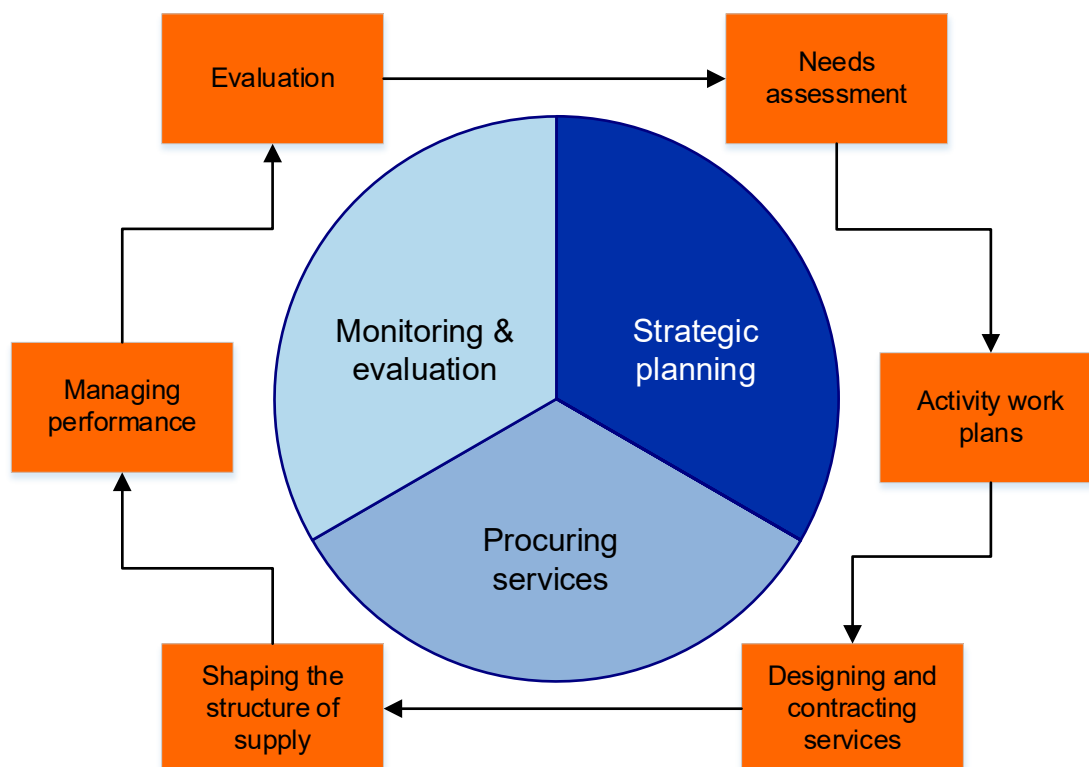
3.7 The role of the PHNs is to make decisions about which services or health care interventions should be provided and who should provide them, based on their strategic planning activities. PHNs enter into and manage contracts with service providers, and are responsible for monitoring and evaluating the quality of commissioned services.

3.8 PHNs are responsible for the key stages of the commissioning cycle: strategic planning, procuring services, and monitoring and evaluation (Figure 3.1).

---

43 PHNs represent the latest iteration of Government-funded regional primary health care replacing Medicare Locals (established in 2011) which had previously replaced Divisions of General Practice (established in 1992). The PHN Program was announced in the 2014–15 Budget following the Review of Medicare Locals conducted by former chief medical officer John Horvath.

**Figure 3.1: PHN responsibilities**



Source: Departmental documentation.

3.9 The department manages the funding agreements with PHNs and supports PHNs to deliver four deliverables (needs assessments<sup>44</sup>, activity work plans<sup>45</sup>, and two performance reports [at six and 12 months]), reviewing their content and assessing PHN performance to inform future funding negotiations. The department’s responsibilities for the PHN Program are as follows:

- policy and plans — national policies (primary health care, alcohol and other drugs); national plans (including the National Drug Strategy); PHN Program guidelines;
- performance — PHN performance framework, performance management and national indicators;
- resources — allocation of funding to PHNs, data and reports; and
- program management — national support function, relationship building, stakeholder engagement (including national peak bodies and jurisdictions).

44 Needs assessments identify unmet health and service needs on the basis of analysis of population data, service and workforce mapping, market analysis and consultation with relevant stakeholders and identify the priority gaps to be addressed.

45 Activity work plans are developed from the needs assessment, and include an agreed list of activities to be undertaken by PHNs drawn from the prioritisation of service and intervention options.

## Did the department undertake effective implementation planning to expand treatment services through the PHNs?

The department's implementation planning to expand alcohol and other drug treatment services through the Primary Health Networks (PHNs) was partially effective. The department developed processes and guidance to assist the PHNs to undertake the commissioning process but the department's timeframes for PHNs to undertake strategic planning proved to be unrealistic. The department's framework for assessing the quality of the PHN planning documentation is also incomplete. All 31 PHNs were commissioning services by December 2017, 12 months later than the department initially anticipated.

The department does not yet have appropriate mechanisms in place to verify the information it collects from PHN reporting or assess PHN performance management.

3.10 In January 2016 the department started a series of tasks to deliver the three actions aimed at expanding AOD treatment services through the PHNs, including developing: a) a model to allocate NIAS funding across PHNs; b) an AOD Annexure to the PHN Program guidelines to inform PHNs about the activities within scope to receive NIAS funding; and c) a suite of supplementary guidance material to assist PHNs to undertake strategic planning.

3.11 The department expected PHN commissioning would begin from 1 July 2016. To become 'commissioning-ready' the department required PHNs to undertake the strategic planning stage of the commissioning cycle by completing a needs assessment and developing an activity work plan<sup>46</sup> prior to procuring services. Funding was provided to PHNs from February 2016 to commence these planning activities and, under their funding agreements, PHNs could not start procuring services using the NIAS funding until their planning documents were approved by the department.

3.12 While the department provided templates and other supporting materials to assist PHNs to complete their planning documents it set short timeframes (see Appendix 2) that did not appear to sufficiently account for the fact that PHNs had not previously commissioned services<sup>47</sup> or operated across the AOD sector.<sup>48</sup>

46 The department developed program guidelines and other guidance material to assist PHNs to commission alcohol and other drug treatment services. This material provided guidance on the commissioning process, the alcohol and other drug sector, and developing key strategic planning documents.

47 While 28 of the 31 PHNs have previously either been Medicare Locals or were a consortium made up in part of Medicare Locals, as Medicare Locals they delivered rather than commissioned services, and worked with the health sector not the AOD sector. Of the 31 PHNs: 12 directly transferred from a Medicare Local; three directly transferred from a Medicare Local to a PHN with expanded boundaries; seven are a consortium of Medicare Locals and other organisations (for example, service providers, universities, Local Government, Non-Government Organisations, Local Hospital Networks, peak bodies) establishing a PHN with member organisations; six are multiple Medicare Locals forming a partnership as a PHN; and three are new organisations.

48 The ANAO interviewed representatives from 14 of the 31 PHNs (45 per cent). Each representative noted the AOD sector was initially unfamiliar to them and that the department's timeframes for the strategic planning phase were tight. Concerns regarding the time and resources required to undertake a full commissioning cycle, including the scope of PHN commissioning activities and required outcomes, were also raised by those PHNs who were consulted for the department's evaluation of the PHN Program in July 2018.

3.13 Overall a majority of the initial planning documents submitted by PHNs were required to be re-submitted following review by the department.<sup>49</sup> This led to delays to the start of the procurement phase of the commissioning cycle. PHNs reported to the department that the time needed for contract negotiation with service providers, along with difficulties finding a service provider who had suitably trained and available staff, contributed to further delays. Service procurement on the basis of strategic planning undertaken during 2016 was not complete (with all agreed activities in operation) across all PHNs until December 2017.

3.14 The department monitored the timeliness of service procurement by PHNs with NIAS funding. Weekly reporting (from the PHN to the department and the department to the department's executive staff and Minister's office) was undertaken from December 2016 until September 2017 to track when contracts were in place and when service activities had commenced. In addition, a policy was written and put in place to manage unspent funds.

3.15 In addition to the planning templates and guidance material provided to PHNs, the department set out specific requirements relevant for commissioning of AOD treatment services in an annexure to the *Primary Health Network Grant Programme Guidelines* (Annexure A2 — Drug and Alcohol Treatment Services). This annexure states that PHNs were to:

develop evidence-based regional drug and alcohol treatment plans<sup>50</sup>, based on needs assessment (in consultation with relevant stakeholders), and service mapping designed to identify gaps and opportunities for optimal use of services to reduce duplication and promote efficiencies.<sup>51</sup>

3.16 The department assessed whether the planning templates had been completed in full. In addition, the department checked whether the planning documents indicated that PHNs had: analysed relevant data; consulted with stakeholders; considered opportunities for collaboration; and reviewed the alcohol and drug treatment service provision within local areas. However, the department did not require additional supporting documentation from the PHNs, for example service mapping or evidence of robust consultation with relevant stakeholders. Therefore, the department cannot verify the accuracy of information provided by PHNs.

3.17 In addition, the department did not establish a set of standards to use in assessing the quality of PHN planning documents against the expectations set out in the annexure to the *Primary Health Network Grant Programme Guidelines*. Therefore, the department cannot provide assurance that planned activities identified by PHNs met the expectations set out in the annexure.

3.18 In 2018 the department took action to improve its internal capability to oversee the PHN Program including by developing a PHN Risk Management Plan, refining the PHN Program

---

49 Of the needs assessments originally submitted across the 31 PHNs, 19 (61 per cent) were required by the department to be re-submitted. Twenty five of the 31 (81 per cent) activity work plans submitted by PHNs were also required to be re-submitted.

50 These 'treatment plans' are the activity work plans see footnote 45.

51 Department of Health, *PHN Program Guidelines and Policies* [Internet], DOH, 2019, available from [https://www1.health.gov.au/internet/main/publishing.nsf/Content/PHN-Program\\_Guidelines](https://www1.health.gov.au/internet/main/publishing.nsf/Content/PHN-Program_Guidelines) [accessed 12 June 2019].

Performance and Quality Framework and commencing six projects, overseen by a Program Board<sup>52</sup>, to strengthen program implementation.

3.19 Of the six priority projects overseen by the Program Board, two are relevant to the PHN's procurement of AOD services with NIAS funding — the PHN Program Manual (the Manual) and PHN Quality Management and Assurance Framework (the Framework). Both projects are scheduled to be completed in September 2019, though the department's internal tracking indicates their status as 'insufficient progress with risk'. The department advised the ANAO in June 2018 that additional resources have been put to these projects to ensure they are delivered.

3.20 The Manual is intended to be a single source of information on program operations for use by PHNs and across the department. The Manual could further clarify the compliance, monitoring and assurance efforts within the department and by the PHNs across the commissioning cycle to provide a rationale for actions to be included in the proposed Framework.

3.21 The aim of the Framework is to provide greater assurance that the department is undertaking appropriate activities to ensure PHNs are operating appropriately and complying with their legal and financial obligations. The Framework is to include activities currently underway to ensure compliance management and continuous quality improvement across the PHN Program. The project plan indicates that the Framework will include consideration of the appropriate use of an audit program.

3.22 In the absence of this Framework, the department does not have an overall picture of the quality and completeness of the tools it is using to assure that PHNs are commissioning, monitoring and evaluating AOD services appropriately.

3.23 As the PHN Program is a devolved model of service delivery with clear distinctions in the roles and responsibilities of the department (funder and performance manager) and the PHNs (service planning, procuring, monitoring and evaluating services), the department should have taken early action to embed its role as performance manager by establishing appropriate oversight and assurance mechanisms.

---

52 The department established the PHN Program Board in July 2018 to strengthen accountability and manage program level risks of the PHN Program. The scope of the Board's responsibilities includes: making decisions and setting strategic directions for the PHN Program as a whole; monitoring PHN Program performance; and overseeing the delivery of priority projects to improve the delivery of the program.

## Recommendation no.2

3.24 That the Department of Health finalise the Primary Health Network Quality and Assurance Framework, with appropriate actions to assess whether PHNs are operating appropriately across the commissioning cycle.

**Department of Health response:** *Agreed.*

3.25 *The department is developing a PHN Program Assurance Framework endorsed by the PHN Program Board. The framework will provide greater assurance for the Commonwealth regarding all activities the department undertakes to ensure PHNs are operating appropriately and in accordance with their legal and financial obligations. A rolling program of PHN audits based on risk criteria, scheduled to begin in 2019-20, will provide greater assurance as to the quality of the reporting and data received and internal governance arrangements in place within the PHN.*

## Have the three NIAS actions delivered through PHNs been delivered?

Out of the 19 NIAS actions for which the department is responsible, three are being delivered through the PHNs. The first action, to increase investment in the alcohol and other drug sector, has been delivered through the Australian Government's investment of around \$59 million per year. While the department does not have a clear way of demonstrating the delivery of the remaining two actions, relating to increasing linkages between providers and enhancing early intervention and post-treatment care, evidence suggests they are being progressed.

3.26 By providing \$241.5 million over four years from 2016–17 to PHNs to commission AOD services, the department is delivering three of the NIAS actions under the NIAS 'treatment and workforce' priority (Table 3.2).

**Table 3.2: NIAS actions being delivered through the Primary Health Networks**

| National Ice Action Strategy actions  | Status   |
|---|--|
| Increase investment in the alcohol and other drug sector, including for Indigenous-specific drug and alcohol services.                        | Delivered.<br>Government approved an increased investment of \$59 million per year over four years from 2016–17, bringing the total annual departmental funding to the sector to around \$133 million per year.  |
| Increase the links that exist between Primary Health Networks and health care providers and community services to improve continuity of care. | Progressed.<br>A self-reported indicator against this action is included in the performance reporting requirements for PHNs. The department has not finalised an assurance mechanism to test performance.  |
| Enhance the delivery of early intervention and post-treatment care through Primary Health Networks.   | Progressed.<br>The department has not developed a metric for this action and there is no baseline data on the number of services providing these types of treatment prior to NIAS funding. The department collects data from PHNs on the number of services currently providing these treatment types. |

Source: National Ice Action Strategy 2015 and ANAO analysis of departmental documentation.

## Investment in the alcohol and other drug sector

3.27 In April 2016 the Minister for Health approved distribution of the \$59 million in annual NIAS funding<sup>53</sup> to expand the AOD sector through PHNs to be distributed as follows:

- \$15.5 million ‘floor funding’ allocated equally to each of the 31 PHNs (\$500,000 annually for each PHN) to enable them to undertake their new role in expanding AOD treatment services<sup>54</sup>;
- \$21.9 million in mainstream funding<sup>55</sup> allocated to PHNs according to the Australian Bureau of Statistics (ABS) 2011 census data weighted for rurality, socioeconomic disadvantage and the Indigenous status of the PHN’s population;
- \$18.3 million for Indigenous-specific AOD services allocated to PHNs on the basis of the Indigenous status of the PHN’s population calculated on the basis of the ABS 2013 estimated resident population; and
- \$3.3 million for operational funding to provide additional support calculated at 0.2 average staffing level per 250,000 population to each PHN.

3.28 Prior to the introduction of NIAS funding in 2016–17, the department provided direct funding of almost \$75 million per year to 148 organisations to deliver AOD treatment services through a competitive grants process. The department reviewed these funding arrangements during 2016–17, and from 1 July 2017 implemented the following changes:

- funding for direct treatment activities was transferred to PHNs (around \$40 million per year);
- funding for national organisations and national activities was retained by the department (around \$29 million per year);
- funding for capacity building was redirected to direct treatment and transferred to the PHNs (around \$4.5 million per year); and
- funding was continued to the jurisdictional peak organisations to provide capacity building and sector support (around \$2 million per year).

3.29 In December 2018 the Minister for Health approved up to \$79.5 million in annual funding for three years from 2019–20 to continue these funding arrangements.

## Increase the links that exist between Primary Health Networks and health care providers and community services to improve continuity of care

3.30 A new PHN Program Performance and Quality Framework came into effect from 1 July 2018<sup>56</sup>, with the PHN’s first 12-month reports for assessment under the revised framework

53 Indexed annually (see Table 3.1), with the indexation to be pooled each year to allow individual PHNs to respond to emerging priorities.

54 Floor funding was applied to the mainstream allocation model to ensure all PHNs received enough funding to contribute to the objectives of the PHN Program.

55 Across the service sector ‘mainstream’ services refer to those that target all population demographics and cohorts. While Indigenous people may access these services they are not specifically targeted to this population.

56 An update to the framework that was in place at the start of the PHN Program in July 2015 was required to account for the expansion of the program into the mental health and AOD sectors.

to be submitted by end September 2019. The framework provides a structure for monitoring and assessing PHN's individual performance and progress towards outcomes under all Funding Schedules of the PHN Program.

3.31 The department has identified two outcomes out of the framework's five outcome themes<sup>57</sup> that are AOD specific, the first is improving access and the second is coordinated care. The framework also contains an aspirational longer-term outcome for the AOD priority area (Table 3.3).

**Table 3.3: Performance and quality indicators (AOD specific)**

| Outcome theme    | Description of outcome theme  | Outcome   | Indicator  |
|------------------|---|---|--|
| Improving Access | Activities by PHNs to improve access to primary health care by patients.  | People in PHN region are able to access appropriate drug and alcohol treatment services.                | AOD 1: Rate of drug and alcohol commissioned providers actively delivering services.                 |
| Coordinated Care | Activities and support by PHNs to improve coordination of care for patients and integration of health services in their region. | Health care providers in PHN region have an integrated approach to drug and alcohol treatment services. | AOD 2: Partnerships established with local key stakeholders for drug and alcohol treatment services. |
| Longer Term      | N/A   | Decrease in harm to population in PHN region from drug and alcohol misuse.                              | To be developed: indicators on impact of services on health outcomes for patients.                   |

Source: Department of Health, *PHN Program Performance and Quality Framework*, Australian Government Department of Health, Canberra, 2018.

3.32 The current six-monthly PHN reporting template includes a free text field for PHNs to identify 'partnerships established with local key stakeholders for drug and alcohol treatment services'. The content provided by the PHNs is variable but generally provides a list of organisations with whom PHNs have had contact. The department has not established criteria to assess the quality of the information provided and there is no reference to this indicator in the PHN Six Month Report Guide to define what is expected.

### **Enhance the delivery of early intervention and post-treatment care through Primary Health Networks**

3.33 The department has not developed an indicator or measure to assess whether early intervention and post-treatment care have been enhanced through PHNs.

3.34 Baseline data on the number of services delivering early intervention and post-treatment care prior to NIAS funding is not available as these treatment types are not captured under reporting through the Australian Institute of Health and Welfare Alcohol and Other Drug Treatment Services National Minimum Dataset (see paragraph 4.41).

<sup>57</sup> The five outcome themes are: assessing needs; quality care; improving access; coordinated care; and capable organisations.

3.35 The department collects basic information directly from PHNs regarding the services they are procuring with NIAS funding from service providers, including whether the service is an Indigenous-specific service, the service type and the commencement date of service delivery.

3.36 Annexure A2 — Drug and Alcohol Treatment Services of the *Primary Health Network Grant Programme Guidelines* identifies treatment and support (non-treatment) eligible for NIAS funding should align with one or more of seven service types (Table 3.4). Both early intervention and post-treatment care are included.

**Table 3.4: Treatment and support eligible for NIAS funding**

| Category         | Service type  |
|------------------|---|
| Direct treatment | Early intervention targeting less problematic drug use, including brief intervention  |
|                  | Counselling   |
|                  | Withdrawal management with pathways to post-acute withdrawal support and relapse prevention   |
|                  | Residential rehabilitation with pathways to post rehabilitation support and relapse prevention  |
|                  | Day stay rehabilitation and other intensive non-residential programmes; post rehabilitation support and relapse prevention  |
|                  | Case management; care planning and coordination   |
| Non-treatment    | Supporting the workforce undertaking these service types through activities that promote joined up assessment processes and referral pathways and support continuous quality improvement, evidence-based treatment and service integration/coordination |

Source: Department of Health, *Annexure A2 Drug and Alcohol Treatment Services — Primary Health Network Grant Programme Guidelines*, Department of Health, 2016.

3.37 On the basis of the information collected by the department 507 service providers<sup>58</sup> have been contracted over the last three financial years, to March 2019, by PHNs to provide treatment and support. Of the 507 providers: 339 (67 per cent) provide mainstream services; 163 (32 per cent) provide Indigenous-specific services; and five were not specified.

3.38 The main category of treatment service provided is identified as ‘counselling’ (39 per cent); followed by ‘early intervention’ (18 per cent); ‘case management’ (16 per cent); and ‘workforce development’ (nine per cent). The remaining contracts have a main category of ‘withdrawal management’ (seven per cent); residential rehabilitation (four per cent); ‘post rehabilitation support’ (three per cent); and ‘day stay rehabilitation’ (three per cent) (Table 3.5).

3.39 PHNs may identify up to three categories delivered by each contracted provider. This data indicates that of the 507 services: 160 listed ‘early intervention’ or ‘brief intervention’ as a main, secondary or additional treatment type; and 88 identified ‘post rehabilitation support’.

58 There were 221 service providers in 2016–17; an additional 181 in 2017–18; 99 in 2018–19; and 6 in 2019–20 (as at March 2019). The majority of service providers are contracted to provide services over multiple years.

**Table 3.5: PHN contracted providers by main service type as at March 2019**

| Service type                                       | Funding      |              | Providers commissioned |              |
|--|--------------|--------------|------------------------|--------------|
|  | \$ million   | Per cent     | Number                 | Per cent     |
| Early intervention, including brief intervention   | 27.6         | 17.8         | 86                     | 17.0         |
| Counselling  | 60.5         | 39.1         | 108                    | 21.3         |
| Withdrawal management                              | 11.0         | 7.1          | 30                     | 5.9          |
| Residential rehabilitation                         | 5.7          | 3.7          | 16                     | 3.2          |
| Day stay rehabilitation                            | 4.1          | 2.6          | 10                     | 2.0          |
| Post rehabilitation support and relapse prevention | 4.2          | 2.7          | 18                     | 3.6          |
| Case management, care planning and coordination    | 25.4         | 16.4         | 63                     | 12.4         |
| Other <sup>a</sup>                                 | 1.2          | 0.8          | 5                      | 1.0          |
| <b>Subtotal (Treatment)</b>                        | <b>139.7</b> | <b>90.1</b>  | <b>336</b>             | <b>66.3</b>  |
| Workforce development/capacity building            | 14.5         | 9.4          | 166                    | 32.7         |
| Other <sup>a</sup>                                 | 0.7          | 0.5          | 5                      | 1.0          |
| <b>Subtotal (Support)</b>                          | <b>15.2</b>  | <b>9.8</b>   | <b>171</b>             | <b>33.7</b>  |
| <b>Total</b>                                       | <b>155.0</b> | <b>100.0</b> | <b>507</b>             | <b>100.0</b> |

Note a: 'Other' includes five after-hours support services (included in 'treatment subtotal'), four online/telehealth; one evaluation; and three unspecified activities (included in 'support' subtotal).

Source: ANAO analysis of departmental data.

## Has the department delivered the NIAS actions under the families and communities; prevention; treatment and workforce; and research and data priorities?

The department has delivered nine of the remaining 16 NIAS actions, and is progressing the remaining seven actions, either through contracts with external providers or through the NIAS governance arrangements. The department has monitored delivery through reporting arrangements as specified in relevant contracts. The delay in establishing the National Centre for Clinical Excellence has resulted in revised timeframes for the Centre to deliver its agenda. Planned enhancements to national treatment data are either on hold, or may be implemented in time for the 2020–21 collection year on a 'best endeavours' (rather than mandated) basis. Of the \$13 million allocated for new Medicare Benefits Schedule (MBS) items for Addiction Medicine Specialists, as at 31 March 2019, only \$3.1 million (24 per cent) has been paid in MBS benefits.

3.40 In addition to implementing three actions under the ‘treatment and workforce’ priority area through the PHN Program as detailed above, the department is implementing 16 further actions under the four priority areas ‘families and communities’, ‘prevention’, ‘treatment and workforce’ and ‘research and data’.

### The department’s implementation approach

3.41 The 16 actions reviewed in this section are primarily being implemented through contracting arrangements between the department and external providers selected through tendering processes. The department monitored implementation through the reporting arrangements as specified in the contract. In accordance with contractual requirements, external providers have submitted periodic progress reports, and the department has reviewed and actioned these reports to ensure implementation progresses as intended.

3.42 Prior to endorsement of the NIAS, the department managed a range of AOD initiatives under the auspice of the NDS 2010–2015. Of the 16 actions contained in the NIAS that the department was responsible for implementing, seven built on existing initiatives managed by the department. The remaining nine actions were new initiatives (Table 3.6).

**Table 3.6: Status of the 16 NIAS actions (new or existing)**

| Status of NIAS action   | Number of actions |
|---|-------------------|
| Built on <b>existing</b> initiative with no additional NIAS funding | 4                 |
| <b>Expanded</b> an existing initiative with additional NIAS funding | 3                 |
| <b>New</b> initiative without NIAS funding                          | 4                 |
| <b>New</b> initiative with NIAS funding                             | 5                 |
| <b>Total</b>  | <b>16</b>         |

Source: ANAO analysis of departmental documentation.

3.43 The remainder of this section examines the progress towards implementing 16 actions under the four priority areas ‘families and communities’; ‘prevention’; ‘treatment; and the workforce’; and ‘research and data’. To maintain focus on high materiality actions, the nine actions that received Australian Government funding are examined in more detail.

### Families and Communities

3.44 The three actions under the families and communities priority aim to meet community need for access to information and resources about alcohol and other drugs (Table 3.7).

**Table 3.7: NIAS actions under the families and communities priority**

| Action  | New, existing or expanded initiative | NIAS Funding (if applicable) | Status   |
|---|--------------------------------------|------------------------------|--|
| Establish up to 220 new Local Drug Action Teams across Australia. The teams will bring together community groups to reduce drug related harms at a local level. | New                                  | \$19.2 million               | Delivered.<br>244 Local Drug Action Teams are in place as at March 2019. |

| Action   | New, existing or expanded initiative | NIAS Funding (if applicable) | Status  |
|--|--------------------------------------|------------------------------|---|
| Launch the 'Positive Choices' web portal to deliver up-to-date, accessible, and relevant information on ice to community organisations, parents, teachers and students.  | Expanded                             | \$1.1 million                | Delivered.<br>The web portal was launched in December 2015 and NIAS funded expansion activities are complete. |
| Establish a national phone line that will serve as a single point of contact for individuals and families seeking to receive information, counselling and other support services for dealing with ice use and other drugs. | Existing                             | N/A                          | Delivered.<br>The national phone line became operational in July 2017.  |

Source: National Ice Action Strategy 2015 and ANAO analysis of departmental documentation.

3.45 The Alcohol and Drug Foundation (ADF) is receiving \$19.2 million in funding over four years from 1 July 2016 until 30 June 2020 to establish and implement the Local Drug Action Teams (LDATs) program. The goal of the LDATs is for communities to work together to deliver evidence-informed activities that prevent and minimise the harm caused by alcohol and other drugs. Each LDAT reports to the ADF on a six monthly basis. The ADF provides six monthly progress reports to the department, along with an annual activity work plan.

3.46 The second action to receive funding was expansion of Positive Choices, an initiative that has received departmental funding since 2011. The initiative is managed by the University of Sydney Matilda Centre<sup>59</sup>, and provides evidence-based information, resources and curriculum programs aimed at preventing harm from alcohol and other drug use among young Australians. Under the NIAS, the Matilda Centre received \$1.1 million to launch the Positive Choices web portal and to develop and disseminate resources for Aboriginal and Torres Strait Islander people.

## Prevention

3.47 The three actions under the prevention priority aim to improve targeting of existing prevention and education messages to those at risk of using crystal methamphetamine (Table 3.8).

**Table 3.8: Actions under the prevention priority**

| Action   | New, existing or expanded initiative | NIAS Funding (if applicable) | Status  |
|--|--------------------------------------|------------------------------|---|
| Deliver evidence-based targeted communication activities, including through social media and other innovative media. | Expanded                             | N/A                          | Delivered.<br>Communication activities have been delivered through the National Drugs Campaign. |

<sup>59</sup> The UNSW NHMRC Centre of Research Excellence in Mental Health and Substances moved to the University of Sydney and was renamed the Matilda Centre, commencing operations from 10 December 2018.

| Action   | New, existing or expanded initiative | NIAS Funding (if applicable) | Status  |
|--|--------------------------------------|------------------------------|---|
| Support more than 1200 community sporting clubs to deliver prevention messages about ice, including sporting clubs in remote Indigenous communities. | Expanded                             | \$4.6 million                | Progressed.<br>The 'Tackling illegal drugs' module was launched on 16 March 2017 and as at March 2019, 680 clubs have participated in the program.      |
| Develop strategies to increase prevention and education about ice in high-risk industries such as mining, construction and transport.                | Existing                             | N/A                          | Progressed.<br>This action has been progressed under the auspice of the National Centre for Education and Training on Addiction at Flinders University. |

Source: National Ice Action Strategy 2015 and ANAO analysis of departmental documentation.

3.48 The first action to deliver communication activities has been implemented through the National Drugs Campaign (the Campaign) and development of the Cracks in the Ice Community Toolkit. The Campaign was established in 2001, and is managed by the department. It seeks to raise awareness of the health and social risks associated with drug use and works in phases on specific drugs, depending on emerging drug trends.

3.49 Phase six of the campaign was held during 2015 focused around a core message of 'ice destroys lives'. Phase seven built on phase six, and operated from September 2017 to December 2018. There were three campaign streams with a specific 'ice stream' that targeted young people aged 18–25, to reinforce awareness of the harms and promote the availability of support for users.

3.50 The Cracks in the Ice Community Toolkit provides online resources for the community, including schools and parents, and is managed by the University of Sydney Matilda Centre.<sup>60</sup>

3.51 The second action was expansion of the Good Sports Program to include a new module titled 'Tackling Illegal Drugs'. The Good Sports Program is managed by the ADF and an additional \$4.6 million was provided to expand the program. The module aims to increase the capacity of sports clubs to address drug-related problems such as crystal methamphetamine use, through the development and implementation of illegal drugs policies by the sporting club. In addition, the module aims to assist club leaders and members to manage drug issues in a supportive and constructive manner.

## Treatment and Workforce

3.52 The seven actions under the treatment and workforce priority aim to improve treatment services and better support workers (Table 3.9).

<sup>60</sup> University of Sydney Matilda Centre, *Cracks in the Ice Community Toolkit* [Internet], available from <https://cracksintheice.org.au/community-toolkit> [accessed 17 May 2019].

**Table 3.9: Actions under the treatment and workforce priority**

| Action   | New, existing or expanded initiative | NIAS Funding (if applicable) | Status   |
|--|--------------------------------------|------------------------------|--|
| Expand the Counselling Online program to provide a national online counselling service for people affected by substance misuse.  | Existing                             | N/A                          | Delivered.<br>The program was expanded to include content specific to methamphetamine, and was launched on 28 October 2016.    |
| Establish a new National Treatment Framework that clarifies government roles and improves planning across the sector, so that communities have the types of services they need.  | New                                  | N/A                          | Progressed.<br>Consultation for the development of the new framework commenced in October 2018                                 |
| Support expanded training to promote the use of the Alcohol, Smoking and Substance Involvement Screening Test and Brief Intervention tool nationally to provide screening and brief interventions for ice and other drug problems. | Expanded                             | \$1.7 million                | Delivered.<br>Completed in February 2017   |
| Implement a pilot quality framework to provide consistent and appropriate treatment in accordance with best practice.  | New                                  | N/A                          | Progressed.<br>Development commenced in November 2017  |
| Add new items to the Medicare Benefits Schedule to increase the availability of care through addiction medicine specialists.   | New                                  | \$13 million                 | Delivered.<br>New items available from 1 November 2016   |
| Renew and disseminate a national suite of evidence-based guidelines to assist frontline workers to respond to ice in their workplace.  | New                                  | N/A                          | Progressed.<br>Included in the work program of the Centre of Clinical Research for Emerging Drugs of Concern (see Table 3.10). |
| Renew and disseminate National Comorbidity Guidelines for alcohol and drug treatment services to assist with managing co-occurring alcohol, drug and mental health conditions.   | New                                  | N/A                          | Delivered.<br>Updated guidelines launched in September 2016.   |

Source: National Ice Action Strategy 2015 and ANAO analysis of departmental documentation.

3.53 The existing Alcohol, Smoking and Substance Involvement Screening Test and Brief Intervention tool (known as ASSIST, ASSIST-BI or My ASSIST) is managed by the University of Adelaide, who were provided with an additional \$1.7 million to expand ASSIST-BI to cover amphetamine type substances. The University of Adelaide expanded training resources, held

workshops across all states and territories, provided online training, and distributed hard copy versions of ASSIST-BI to all jurisdictions.<sup>61</sup>

3.54 The Medicare Benefits Schedule was expanded to include 15 new items to increase the availability of care through addition medicine specialists. The estimated cost of the new items was \$13 million over four years from 2016–17. The new items have only been accessed for 36,911 services with \$3.1 million in payments made between 1 November 2016 and 31 March 2019.

## Research and data

3.55 The three actions under the research and data priority aim to enhance knowledge to inform government responses to crystal methamphetamine and other emerging drug trends (Table 3.10).

**Table 3.10: NIAS actions under the research and data priority**

| Action   | New, existing or expanded initiative | NIAS Funding (if applicable)                      | Status   |
|--|--------------------------------------|---|--|
| Establish a National Centre of Clinical Excellence in treatment, research and training for emerging drugs of concern, with an initial focus on ice.  | New                                  | \$8.8 million                                     | Delivered.<br>The Centre was established in 2017.                      |
| Invest in research into medication for ice addiction and also into methamphetamine use in Indigenous communities.  | New                                  | Included in funding above for the National Centre | Progressed.<br>Included in the work program of the Centre.             |
| Increase the quality and quantity of drug use data in Australia by:<br>Increasing the frequency and quality of population prevalence data.<br>Enhancing national treatment data.<br>Continuing the Drug Use Monitoring in Australia program.<br>Continuing wastewater testing.<br>Expanding the Ambulance Project. | New                                  | \$8.1 million                                     | Progressed.<br>Projects funded under this action are being progressed. |

Source: National Ice Action Strategy 2015 and ANAO analysis of departmental documentation.

3.56 The National Centre for Clinical Research on Emerging Drugs (the Centre) is a consortium arrangement. The University of New South Wales (UNSW) National Drug and Alcohol Research Centre operates as the lead member in partnership with three other consortium members. A total of \$8.8 million in funding was allocated over four years from 2016–17.<sup>62</sup> The launch of the Centre was delayed due to the time taken to appoint a director and other specialist positions. Following these delays the department approved a revised activity work plan in August 2018. The revised plan

61 The University of Adelaide, ASSIST Portal [Internet], UOA, available from <https://assistportal.com.au/> [accessed 9 May 2019].

62 The UNSW National Drug and Alcohol Research Centre (NDARC) is the legal entity the department has engaged with in the funding agreement. NDARC has a formal arrangement with the other consortium partners which include St Vincent's Health Australia, National Centre for Education and Training on Addiction at Flinders University and the National Drug Research Institute at Curtin University.

contained new timeframes for the Centre to deliver its agenda and progress reports to the department, and provided a one year extension of the funding agreement to 30 June 2021.

3.57 The department has been implementing actions to increase the quality and quantity of drug use data in Australia through funding provided to the Australian Institute of Welfare (AIHW) and the National Drug Research Institute (NDRI) at Curtin University.

3.58 The department has worked with the AIHW to expand the Alcohol and Other Drug Treatment Services National Minimum Data Set to provide new data on waiting times for AOD services, along with treatment outcomes. Planning commenced in 2017 and continues to be progressed through a data development reference group led by the AIHW with membership including jurisdictions, peak bodies and academia. Progress has taken longer than expected with the development of waiting time measures now on hold. Data development work to develop measures of treatment outcomes may be implemented in time for the 2020–2021 collection year on a ‘best endeavours’ (rather than mandated) basis.

3.59 The department has worked with the AIHW to include additional questions in the 2019 NDSHS sourced from the ASSIST-BI brief intervention and screening tool.

3.60 The department funded the NDRI at Curtin University to conduct research into the social costs of alcohol and other drugs such as alcohol; tobacco; cannabis; opioids; and methamphetamine. A report on the social costs of methamphetamine was released in May 2016.<sup>63</sup>

---

63 National Drug Research Institute, *The Social Costs of Methamphetamine in Australia 2013–14* [Internet], Curtin University, 2016, available from <https://ndri.curtin.edu.au/ndri/media/documents/publications/t246.pdf> [accessed 9 July 2019].

## 4. Monitoring progress and transparency

### Areas examined

This chapter examines whether the Department of Health's (the department) is monitoring progress towards the goal and objective of the National Ice Action Strategy (NIAS) and if public reporting is providing transparency.

### Conclusion

The department does not have an evaluation approach in place for the NIAS, and is not monitoring progress towards the goal and objective. Public reporting by the department does not currently provide sufficient transparency about how implementation is progressing or what progress is being made towards the goal and objective.

### Recommendation

The ANAO made three recommendations aimed at:

- Developing an evaluation framework for the NIAS.
- Improving the monitoring of progress towards the NIAS goal and objective.
- Increasing the transparency of how implementation of the NIAS is progressing, and what is being achieved.

4.1 The department's approach to evaluation was examined, along with any actions to monitor progress towards the goal and objective of the NIAS. Any public reporting on progress towards implementing the NIAS was also reviewed.

### Did the department develop an effective evaluation approach, including identifying baseline performance information?

The department did not develop an evaluation framework as required by the Australian Government. Out of the 19 actions for which the department has responsibility, two actions have evaluation frameworks in place, another two actions have been evaluated, and one action is scheduled to be evaluated from July 2019. However, there is no overarching evaluation framework or evaluation plan in place, and baseline performance information from which to assess what is being achieved by delivering the actions through the NIAS has not been defined.

### The NIAS evaluation approach

4.2 As part of its response to the National Ice Taskforce recommendations, the Australian Government agreed the NIAS would include an evaluation framework to monitor the implementation and success of the agreed actions.

4.3 The Department of Prime Minister and Cabinet's Cabinet Implementation Unit toolkit stresses the importance of planning for an evaluation over the life of the initiative, and that planning should identify baseline information to ensure ongoing access to consistent data sources.<sup>64</sup> In the

64 See part 5 of the toolkit 'Monitoring, review and evaluation'. Department of Prime Minister and Cabinet, *Cabinet Implementation Unit Toolkit* [Internet], PM&C, available from <https://www.pmc.gov.au/government/policy-implementation> [accessed 13 June 2019].

context of the NIAS, an evaluation could allow for consideration of whether the NIAS should continue as a sub-strategy of the National Drug Strategy (NDS), or whether the NDS provides the appropriate framework to deliver the goal and objective of the NIAS.

4.4 There are various references in the department’s documentation to either 1) the need for an overarching evaluation framework for the NIAS; 2) evaluations planned for specific NIAS priorities or actions; and 3) the intent to conduct an evaluation of the NIAS (Table 4.1).

**Table 4.1: References to evaluation of the NIAS and NIAS actions**

| Reference source  | Details  |
|---|--|
| Australian Government agreement to the response to the National Ice Taskforce recommendations.  | The NIAS will include an evaluation framework.   |
| The Australian National Advisory Council on Alcohol and Other Drugs (ANACAD) responded to a request by the Minister responsible for alcohol and drug policy with a ‘rapid review’ of the NIAS in July 2018. | ANACAD recommended an overarching evaluation framework for the NIAS should be developed as a matter of priority.   |
| The department’s 2016 NIAS implementation plan includes an evaluation of the actions under the ‘families and communities’ priority in the NIAS.   | The effectiveness of the actions listed under the ‘families and communities’ priority will be evaluated, commencing on 1 July 2019. This will include evaluation of the 220 new Local Drug Action Teams; the ‘Positive Choices’ web portal; and the national phone line. |
| The department’s 2016 NIAS implementation plan includes an evaluation of the New Centre for Clinical Excellence.  | The effectiveness of the Centre for Clinical Excellence is to be evaluated, starting from 1 July 2019.   |
| MDAF terms of reference 2018.   | A final report will be provided to COAG by mid-2020 which will provide a robust evaluation of the implementation of the NIAS.  |
| Australian Government agreement to extend the NIAS to 2021–22.  | A mid-point ‘rapid review’ will be conducted in early 2019 and a more detailed evaluation framework will be developed to inform a formal evaluation in a further two years.  |

Source: ANAO analysis of departmental documentation.

4.5 Two actions under the ‘families and communities’ and ‘prevention’ priorities have evaluation frameworks in place that were developed at the start of the implementation of each action. The Alcohol and Drug Foundation has evaluation frameworks in place agreed to by the department for the two actions it is implementing 1) Local Drug Action Teams and 2) expansion of the Good Sports Programme.

4.6 An evaluation of the rollout of the Alcohol, Smoking and Substance Involvement Screening Test and Brief Intervention Tool (ASSIST-BI) was completed at the end of 2017. The expansion of ASSIST-BI to include amphetamine-type substances was one of the ten actions under the ‘treatment and the workforce’ priority that the department was responsible for. The evaluation found there was good evidence that interest and momentum in ASSIST-BI has continued to grow.<sup>65</sup> An

65 Farrell, M., and Allsop, S. (2018) Second evaluation of the ASSIST-Brief Intervention Project.

evaluation of one of the three actions under the ‘prevention’ priority to deliver evidenced-based targeted communication activities though the National Drug Campaign showed the campaign had achieved some key successes.<sup>66</sup>

4.7 The evaluation of the effectiveness of the Centre for Clinical Excellence, scheduled to commence from 1 July 2019, has been delayed due to the delay in establishing the Centre (see paragraph 3.56).

4.8 An overarching evaluation approach has not been developed by the department, and an evaluation framework or evaluation plan, is not in place for the NIAS.

4.9 A key component for any evaluation is the identification of baseline information as the point of reference from which progress can be ascertained. The department has not identified baseline performance information for the purpose of evaluating the NIAS. Data collected by the department for the purpose of monitoring implementation of actions has not been assessed by the department to determine whether it is relevant and suitable for evaluation purposes.

4.10 The department has advised that the mid-point ‘rapid review’ and evaluation framework development, as agreed by the Australian Government as part of the expansion of the NIAS to 2021–22 and scheduled to commence on 1 July 2019, is likely to commence in the second half of 2019.

### Recommendation no.3

4.11 That the Department of Health develop an evaluation framework for the National Ice Action Strategy, including the identification of suitable baseline performance information from which progress can be measured.

**Department of Health response:** *Agreed.*

4.12 *The department has commenced the development of an evaluation framework and mid-point review to assess the contribution health-led initiatives have made towards the goals and objectives of the National Ice Action Strategy. The department will develop an overarching evaluation of the National Ice Action Strategy, in conjunction with the Department of Home Affairs and states and territories by 30 June 2020, for Council of Australian Government’s consideration.*

## Has the department monitored progress toward the goal and objective of the NIAS?

The department does not monitor progress toward the goal and objective of the NIAS. While the NIAS does not contain outcomes, performance indicators, or a performance framework that would facilitate monitoring progress towards the goal and objective, the department did not address this gap. Data capable of measuring progress towards the NIAS goal and objective is collected and publicly reported by a range of entities. The department has not developed an approach to draw this data together in a manner that would allow for progress toward the goal and objective to be monitored.

<sup>66</sup> Stancombe Research and Planning, *National Drugs Campaign Evaluation Research* [Internet], Department of Health, 2018, available from <https://campaigns.health.gov.au/drughelp/resources/publications/report/national-drugs-campaign-evaluation-research-may-2018> [accessed 11 June 2019].

## NIAS goal and objective

4.13 The goal of the NIAS is:

to reduce the prevalence of ice use and resulting harms across the Australian community<sup>67</sup>

4.14 The overall objective of the NIAS is:

to prevent people from using ice in the first place, help those who are using to stop, and to reduce the harms the drug is causing to users and the community<sup>68</sup>

4.15 The NIAS states that all governments are responsible for implementing and monitoring progress<sup>69</sup> however it does not specify what outcomes are to be achieved, or identify performance indicators and data sources.

4.16 The Department of Prime Minister and Cabinet Cabinet Implementation Unit toolkit<sup>70</sup> outlines that an essential part of policy implementation planning is to determine what successful outcomes will look like and what evidence will be needed to demonstrate success. The toolkit states:

successful monitoring delivers timely and relevant information that allows you to track progress toward outcomes.

4.17 The department did not establish outcomes, performance indicators or a performance framework to monitor progress towards the NIAS goal and objective. The department's implementation plan drafted in 2016 did not identify an approach to measuring performance against the goal and objective and the department has not developed performance information to monitor performance.

4.18 In 2018, a maturity assessment of the NDS and associated sub-strategies, including the NIAS, was conducted by the department's internal program assurance team (the team) against the department's program assurance standards for the department's Program Assurance Committee.<sup>71</sup> The team found that there was no overarching logic model to show how program inputs are transitioned to outputs and outcomes. The program area responsible for the NIAS has not yet progressed actions to meet the program assurance standards set by the department (see paragraph 2.29).

## NIAS annual reporting to COAG

4.19 The Ministerial Drug and Alcohol Forum (MDAF) terms of reference state that the MDAF will report annually to COAG on implementation of the NIAS. Annual reports for 2016 and 2017 submitted by MDAF to COAG include a description of progress against each of the 30 actions in

---

67 Council of Australian Governments, *National Ice Action Strategy*, COAG, 2015, p. 7.

68 Council of Australian Governments, *National Ice Action Strategy*, COAG, 2015, p. 7.

69 Council of Australian Governments, *National Ice Action Strategy*, COAG, 2015, p. 26.

70 Department of Prime Minister and Cabinet, *Cabinet Implementation Unit Toolkit* [Internet], PM&C, available from <https://www.pmc.gov.au/sites/default/files/files/pmc/implementation-toolkit-5-monitoring.pdf> [accessed 19 July 2019].

71 The Program Assurance Committee is an internal committee of the department which is responsible for monitoring and reviewing the implementation, delivery and performance of the department's programs. This committee is discussed in Chapter 2.

the NIAS, including achievements at both the national and state and territory level for that action.

4.20 The 2017 annual report presents data from a range of data sources.

- Illicit drug use, sourced from the Australian Institute of Health and Welfare’s (AIHW) National Drug Strategy Household Survey (NDSHS).
- Alcohol and Other Drugs treatment service use, sourced from the AIHW Alcohol and Other Drug Treatment Services (AODTS) National Minimum Data Set (NMDS).
- The number of national amphetamine seizures, sourced from the Australian Criminal Intelligence Commission’s (ACIC) Illicit Drug Data Report.
- Key findings from the ACIC’s National Wastewater Drug Monitoring Program (NWDMP).

4.21 The report does not demonstrate how the data presented shows whether progress is being made toward the NIAS goal and objective.

### National Drug Strategy headline indicators

4.22 The NDS 2017–2026 contains five headline indicators that will be monitored and reported by MDAF to COAG on a three yearly basis<sup>72</sup> to illustrate progress of the NDS (Appendix 3). Reports to COAG from the MDAF against the headline indicators are scheduled for 2018, 2021, 2024 and a final report in 2027.<sup>73</sup> The 2018 progress report has not yet been submitted to COAG by MDAF.

4.23 The NDS headline indicators will report data for all illicit drug use, and will not disaggregate data further to report on specific illicit drug types, such as meth/amphetamine or crystal methamphetamine. Data specific to amphetamine, meth/amphetamine or crystal methamphetamine<sup>74</sup> is available for four of the five NDS headline indicators (Table 4.2).

**Table 4.2: NDS 2017–2026 headline indicators, potential baseline data relevant for amphetamine, meth/amphetamine or crystal methamphetamine**

| NDS headline indicator <sup>a</sup>  | Data source   | Potential amphetamine/methamphetamine or crystal methamphetamine data  |
|--|---|--|
| 1. Increasing the average age of uptake of drugs, by drug type.  | NDSHS   | Average age of uptake of meth/amphetamine: 22.1 years (2016). <sup>b</sup>                                   |
| 2. Reduction of the recent use of any drug, people living in households.                                 | NDSHS   | Use of crystal methamphetamine in the last 12 months: 0.8 per cent (2016). <sup>c</sup>                      |
| 3. Reduction in arrestees’ illicit drug use in the month before committing an offence for which charged. | Australian Institute of Criminology (AIC) Drug Use Monitoring in Australia (DUMA) | Detainees who tested positive for meth/amphetamine use based on urinalysis: 46 per cent (2017). <sup>d</sup> |

72 To coincide with the triennial release of the NDSHS.

73 Department of Health, *National Drug Strategy 2017–2026*, DOH, 2017.

74 See Figure 1.1 for an explanation of relevant terminology.

| NDS headline indicator <sup>a</sup>                                      | Data source                             | Potential amphetamine/methamphetamine or crystal methamphetamine data                            |
|--|---|--|
| 4. Reduction in the number of victims of drug-related incidents.         | NDSHS                                   | Data not available for amphetamine related incidents.  |
| 5. Reduction in the drug-related burden of disease, including mortality. | AIHW Australian Burden of Disease Study | Amphetamines responsible for 0.6 per cent of burden of disease and injuries (2015). <sup>e</sup> |

Source a: Department of Health, *National Drug Strategy 2017–2026*, DOH, 2017, p 44.

Source b: NDSHS 2016, Table 5.11.

Source c: NDSHS 2016 Table 5.45.

Source d: AIC, *Drug use monitoring in Australia: Drug use among police detainees*, 2017, AIC, Canberra, 2019.

Source e: AIHW, *Australian Burden of Disease Study Impact and causes of illness and death in Australia 2015*, AIHW, Canberra, 2019, Table 6.1.

### Available data relevant to monitoring progress toward the NIAS goal and objective

4.24 There is a range of publically available data relevant to monitoring aspects of the NIAS goal or objective, though the data currently available cannot clearly show progress towards the NIAS goal and objective due to the timing and frequency of data collections (Table 4.3) (Appendix 4).<sup>75</sup>

**Table 4.3: Publically available data relevant to aspects of NIAS goal or objective**

| Aspect of NIAS goal or objective | Examples of available data  | Frequency of data collection                  |
|----------------------------------|---|---|
| Reduce prevalence of ice use     | The NDSHS includes: <ul style="list-style-type: none"> <li>The proportion of people aged 14 years and older who self-report recent<sup>a</sup> meth/amphetamine use.</li> <li>The proportion of people aged 14 years and older who self-report recent meth/amphetamine use who report crystal methamphetamine use.</li> <li>The frequency of self-reported recent crystal methamphetamine use.</li> </ul> | 3 yearly — most recent 2016                   |
|                                  | The NWDMP provides data showing estimated consumption of methamphetamine based on analysis of wastewater sites.   | Three times per year — most recent April 2019 |
|                                  | The DUMA comprises a self-report survey and urinalysis of police detainees providing data on the proportion of sampled detainees who tested positive to methamphetamines.   | Every 2 years — most recent 2017              |
|                                  | The National Ecstasy and Related Drug Reporting System <sup>b</sup> includes data on the proportion of participants that used crystal methamphetamine in the past six months.   | Annual — most recent 2018                     |

<sup>75</sup> The NIAS acknowledges that there is limited data available specific to crystal methamphetamine. Where data is not available for crystal methamphetamine, data for meth/amphetamine or a broader category of illicit drug is presented.

| Aspect of NIAS goal or objective                   | Examples of available data  | Frequency of data collection         |
|--|---|--------------------------------------|
|  | The Illicit Drug Reporting System <sup>c</sup> includes the percentage of participants who reported use of crystal methamphetamine in the preceding six months.   | Annual — most recent 2018            |
| Preventing ice use in the first place              | The NDSHS includes data on: <ul style="list-style-type: none"> <li>The average age of initiation of lifetime drug use for meth/amphetamine.</li> </ul> The frequency of meth/amphetamine use by age.  | 3 yearly — most recent 2016          |
| Help ice users to stop                             | The AIHW AODTS NMDS includes data on: <ul style="list-style-type: none"> <li>The number of treatment episodes where amphetamine has been the principal drug of concern, or the secondary drug of concern.</li> <li>The number of clients receiving treatment services where amphetamine has been the principal drug of concern, or the secondary drug of concern.</li> <li>The number of treatment agencies.</li> </ul> | Annual — most recent 2017–18         |
| Reduce harm ice is causing users and the community | The DUMA includes data on the percentage of detainees who tested positive for methamphetamine use based on urinalysis.  | Every 2 years — most recent 2017     |
|  | The Australian Bureau of Statistics Causes of Death includes data on the death rate due to methamphetamine and other stimulant use.   | Annual — 2017                        |
|  | The AIHW Australian Burden of Disease Study (2015) includes the proportion of total burden of disease and injuries that amphetamines were responsible for.  | Published in 2019 based on 2015 data |

Note a: Recent use is use within the last 12 months.

Note b: The NERDRS is coordinated by the National Drug and Alcohol Research Centre (NDARC) at the University of New South Wales (UNSW). Interviews are conducted annually with people who regularly use ecstasy and other stimulants recruited from all capital cities in Australia (n=799 in 2018).

Note c: The Illicit Drug Reporting System is managed by NDARC at the UNSW, and is an ongoing illicit drug monitoring system conducted since 2000, consisting of annual interviews across all Australian jurisdictions with people who inject drugs (n=905 in 2018).

Source: ANAO analysis of publicly available data sources.

4.25 While there is a range of publicly available data relating to aspects of the NIAS goal and objective, the department has not identified outcomes, performance indicators or developed a performance framework to show how progress against the NIAS goal and objective should be monitored.

## Recommendation no.4

4.26 That the Department of Health monitor progress towards the goal and objective of the National Ice Action Strategy and provide this information to government.

**Department of Health response:** *Agreed.*

4.27 *The department provides ongoing progress reporting to the Australian Government on the progress of its initiatives in response to the National Ice Action Strategy.<sup>a</sup>*

Note a: ANAO comment — The report notes at paragraphs 4.19 to 4.21 that the Department has provided reports to government which include a description of progress against each of the National Ice Action Strategy actions. The ANAO notes that the Department has agreed to extend this to include monitoring of progress towards the goal and objective of the National Ice Action Strategy and provide this information to government.

## Is there adequate public reporting on the implementation of the NIAS?

Public reporting on the implementation of the NIAS has not been adequate for transparency and accountability purposes, as the two annual progress reports provided by the MDAF to COAG for 2016 and 2017 have not been made public. The intended inclusion and publication of NIAS progress reports within the National Drug Strategy annual progress reports will increase transparency regarding the progress of individual NIAS actions, if information in the report is adequate. Public reporting by the Australian Institute of Health and Welfare on alcohol and other drug treatment services cannot separately identify services funded under the NIAS.

4.28 The NIAS states:

regular reporting on progress will allow governments to track the impact of our efforts.<sup>76</sup>

4.29 However, there are no public reporting requirements specified in the NIAS. Adequate public reporting of progress towards implementing the NIAS and what is being achieved is required for transparency and accountability purposes.

### Department of Health's 2017–18 Annual Report

4.30 The department's 2017–18 Annual Report (the report) provides some information about progress towards implementing the NIAS.

4.31 One indicator contained in the report is 'national direction supports a collaborative approach to preventing and reducing the harms from alcohol, tobacco and other drugs.' The target for this indicator contains one element specific to the NIAS: 'implementation of Commonwealth funded activities against the NIAS'.<sup>77</sup> In relation to this element of the indicator, the reported result states:

Commonwealth funded activities have been implemented with an additional 158 services to be delivered to local communities to increase accessibility to treatment under the NIAS.

<sup>76</sup> Council of Australian Governments, *National Ice Action Strategy*, COAG, 2015, p. 22.

<sup>77</sup> Department of Health, *Department of Health Annual Report 2017–18*, DOH, 2018, p 58.

4.32 The report states that significant progress continues to be made on the implementation of the NIAS, highlighting progress the department has responsibility for implementing.<sup>78</sup>

### **MDAF public reporting**

4.33 The MDAF is responsible for overseeing the development, implementation and monitoring of Australia's national drug policy frameworks including the NIAS.

4.34 A Communique endorsed by all jurisdictions is made public on the department's website following each meeting.<sup>79</sup> To date, MDAF has met four times between December 2016 and June 2018. Each Communique published states that progress against the NIAS is continuing. Limited detail is provided about the progress of each action item.

4.35 Two annual reports on the NIAS have been submitted by MDAF to COAG for 2016 and 2017, and these reports have not been made publicly available. The reports included descriptions of the progress of the NIAS against each of the five priorities and a summary of progress for each action item.

### *Reporting under the National Drug Strategy*

4.36 The National Drug Strategy Committee (NDSC) is responsible for coordinating an annual NDS progress report for MDAF which will provide an update on activity, trends and emerging issues based on the best available data. The NDS states that MDAF will publish these annual reports on the Department's website.<sup>80</sup> In addition, the NDS includes a commitment to complete a more detailed progress report for submission to COAG in 2018, 2021, 2024 and 2027, in line with the release of the findings from the NDSHS.<sup>81</sup> The first annual report is due to be provided by the NDSC to MDAF in 2019.

4.37 MDAF have noted the intention to incorporate NIAS annual reports into the NDS annual progress reports. A draft reporting template for the NDS's annual progress report indicates that there will be reporting against each NIAS action and information on key milestones; funding; a summary of activity including next steps; lessons learnt; and table providing the status of each of the 30 NIAS actions. The template does not currently include reporting on progress towards achievement of the goal and objective of the NIAS (see paragraphs 4.13 and 4.14).

4.38 The NDS annual progress reports, now intended to include NIAS action item reporting, will be published on the MDAF website.

---

78 The areas highlighted include: 1) increasing the number of Local Drug Action Teams; 2) the addition of further Primary Health Network supported drug and alcohol treatment services; 3) the national Alcohol and Other Drug Hotline; 4) data enhancement; and 5) the National Drugs Campaign.

79 Ministerial Drug and Alcohol Forum, *MDAF Communique 14 June 2018* [Internet], Department of Health, 2018, available from <https://www.health.gov.au/sites/default/files/ministerial-drug-and-alcohol-forum-communique-14-june-2018.pdf> [accessed 17 July 2019].

80 National Drug Strategy 2017–2026, p. 40 states 'these annual reports will be published by the MDAF on [the department's website]'.

81 National Drug Strategy 2017–2026, p. 40. The NDSHS is a triennial survey.

## Public reporting on the delivery of additional treatment services

4.39 There is limited public reporting and transparency about 1) the service providers contracted by the Primary Health Networks (PHNs) to deliver services and support with NIAS funding; and 2) what services and support are being delivered.

4.40 All non-corporate Commonwealth entities are required to report, on GrantConnect, information on individual grants entered into no later than 21 calendar days after the grant agreement takes effect.<sup>82</sup> As not-for-profit companies, PHNs are not subject to these guidelines. PHNs are contractually required to make their activity work plans available online but these do not necessarily identify contracted providers or specific services to be delivered.

4.41 Service providers who provide treatment services that have been procured by PHNs with NIAS funding are required to report data for the AODTS NMDS if the service meets the NMDS definition of a service (Appendix 5).<sup>83</sup> This approach to data collection and reporting does not provide sufficient transparency as:

- The PHNs contract service providers to deliver services and support that do not meet the NMDS definition of a service.<sup>84</sup> For example early intervention and workforce development are within scope for PHN commissioning<sup>85</sup> but do not meet the NMDS definition of a service, and are therefore not reported for the NMDS. Up to March 2019, 18 per cent of NIAS funding was for the service category 'early intervention' and 9.4 per cent was for workforce development (see Table 3.5).
- Treatment services funded under the NIAS that meet the NMDS definition cannot be identified in the NMDS, as the funding source for services is not part of the NMDS.

---

82 Department of Finance, *Commonwealth Grant Rules and Guidelines*, 2019.

83 See reporting requirements in section 10 of Annexure A2 – Drug and Alcohol Treatment Services: [https://www1.health.gov.au/internet/main/publishing.nsf/content/F4F85B97E22A94CACA257F86007C7D1F/\\$File/Annexure%20A2%20-%20Drug%20and%20Alcohol%20Treatment%20Services%20-%20April%202017.pdf](https://www1.health.gov.au/internet/main/publishing.nsf/content/F4F85B97E22A94CACA257F86007C7D1F/$File/Annexure%20A2%20-%20Drug%20and%20Alcohol%20Treatment%20Services%20-%20April%202017.pdf) [accessed 13 June 2019].

See AODTS NMDS information: <https://www.aihw.gov.au/about-our-data/our-data-collections/alcohol-and-other-drug-treatment-services> [accessed 13 June 2019]. The AODTS is a national data collection managed by the AIHW that has been in place since 2001.

84 The NMDS includes the following treatment types: withdrawal management; counselling; rehabilitation; pharmacotherapy; support and case management; information and education; and assessment. Available from <https://meteor.aihw.gov.au/content/index.phtml/itemId/270056> [accessed 13 June 2019].

85 See 'What actions are eligible for grant funding?' in section 6 of Annexure A2 – Drug and Alcohol Treatment Services: [https://www1.health.gov.au/internet/main/publishing.nsf/content/F4F85B97E22A94CACA257F86007C7D1F/\\$File/Annexure%20A2%20-%20Drug%20and%20Alcohol%20Treatment%20Services%20-%20April%202017.pdf](https://www1.health.gov.au/internet/main/publishing.nsf/content/F4F85B97E22A94CACA257F86007C7D1F/$File/Annexure%20A2%20-%20Drug%20and%20Alcohol%20Treatment%20Services%20-%20April%202017.pdf) [accessed 13 June 2019].

## Recommendation no.5

4.42 That the Department of Health improve public reporting on how the implementation of the National Ice Action Strategy is progressing and what is being achieved.

**Department of Health response:** *Agreed.*

4.43 *The department works collaboratively with state and territory departments, via the National Drug Strategy Committee, to report on progress under the National Ice Action Strategy. This will include future National Drug Strategy annual reports to COAG which capture National Ice Action Strategy delivery outcomes. The department will also discuss opportunities to improve public reporting of progress at the next National Drug Strategy Committee meeting, currently programmed for the end of 2019.*

---



Grant Hehir  
Auditor-General

Canberra ACT  
23 September 2019



# Appendices

## Appendix 1 Department of Health response



**Australian Government**  
**Department of Health**

Secretary

Mr Grant Hehir  
Auditor-General for Australia  
Australian National Audit Office  
GPO BOX 707  
CANBERRA ACT 2601

Dear Mr Hehir

**Proposed Audit Report on *The National Ice Action Strategy rollout***

Thank you for the opportunity to review and provide comment on the Australian National Audit Office's report on the *National Ice Action Strategy (NIAS) rollout* pursuant with section 19 of the *Auditor-General Act 1947*.

The Department of Health (department) largely accepts the findings in the report and accepts the recommendations. However, it is disappointing the ANAO was of the view the department did not plan for the implementation effectively, particularly in light of the report finding the delivery of actions by the department was largely effective.

As noted in the report, reducing the prevalence of crystal methamphetamine use, and the resulting harm across the Australian community, in response to the NIAS, has been a collaborative effort by all Australian governments. Since the NIAS was endorsed by the Council of Australian Governments (COAG), the department has delivered or is progressing, on schedule, the 19 NIAS actions it either has primary or shared responsibility for. The department continues to work collaboratively with states and territories to ensure NIAS objectives are realised.

A focus for the department has been the engagement of Primary Health Networks (PHNs) in commissioning new specialist alcohol and other drug treatment services. Over 500 specialist alcohol and drug treatment service providers have been commissioned by PHNs under the NIAS. These treatment services would not be available without the additional Australian Government investment provided in response to the NIAS.

Phone: (02) 6289 8400 Email: [Glenys.Beauchamp@health.gov.au](mailto:Glenys.Beauchamp@health.gov.au)  
Scarborough House, Level 14, Atlantic Street, Woden ACT 2606 - GPO Box 9848 Canberra ACT 2601 - [www.health.gov.au](http://www.health.gov.au)

- 2 -

While the department has responsibility for identifying and addressing national health priorities and systemic health system issues, the PHNs have been effective in operational planning, implementation, prioritising, contracting services and monitoring treatment services at the regional level.<sup>6</sup>


The department is addressing the challenge of evaluating whether these initiatives are reducing the prevalence of crystal methamphetamine use. Public and private data sources are being collated and analysed. PHNs are working with representatives from states and territory governments and with the department to share insights and understand the effectiveness of alcohol and other drug treatment services at the local level.

Noting these issues, the department accepts the recommendations outlined in the report. While the report found there is scope to improve the effectiveness of some governance arrangements, implementation and monitoring activities, Australian Government funding and health activity has increased significantly following the NIAS. The department is proud of its efforts in implementation against the recommendations of the NIAS for which it had responsibility and in leading the coordination of the national response to the NIAS. The department will continue to take opportunities to reduce the harms to individuals, families and communities stemming from methamphetamine and other drugs.

The department's summary response and specific responses to each of the recommendations are provided at [Attachment A](#) and [Attachment B](#) respectively.

Thank you for the opportunity to respond to the matters raised in the report.

Yours sincerely



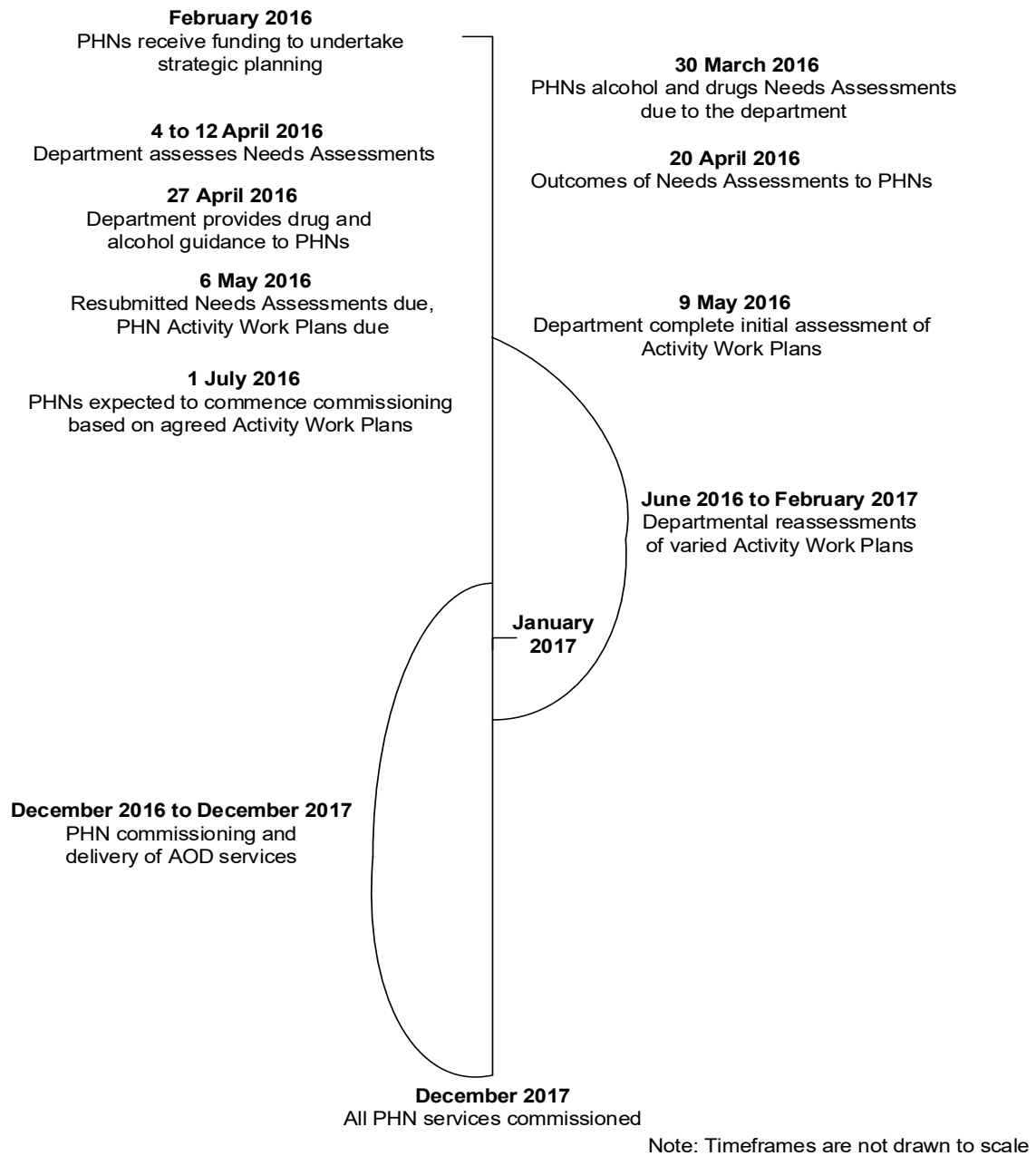
Glenys Beauchamp

26 August 2019

***ANAO comment on Department of Health response***

- (a) See discussion in paragraphs 3.16–3.23 and 3.32–3.34.

## Appendix 2 Departmental expectations and timeframes during strategic planning phase



Source: ANAO analysis of documentation provided by the department.

## Appendix 3 National Drug Strategy headline indicators

### National Drug Strategy (2017–2026) headline indicators, data source and baseline

| Indicator   | Data source   | Baseline   |
|---|---|--|
| 1. Increasing the average age of uptake of drugs, by drug type  | Australian Institute of Health and Welfare (AIHW) National Drug Strategy Household Survey (NDSHS) | Baseline year: 2016<br>Average age of uptake of: <ul style="list-style-type: none"> <li>• illicit drugs 19.7 years</li> <li>• alcohol: 17.3 years</li> <li>• smoking: 16.4 years</li> </ul>  |
| 2. Reduction of the recent use of any drug, people living in household                                  | AIHW NDSHS  | Baseline year: 2016 <ul style="list-style-type: none"> <li>• Use of illicit drugs in the last 12 months: 15.6 per cent</li> <li>• Harmful use of alcohol: lifetime: 17.1 per cent; short-term: 37.3 per cent</li> <li>• Use of tobacco daily (14+ years): 12.2 per cent</li> </ul> |
| 3. Reduction in arrestees' illicit drug use in the month before committing an offence for which charged | Australian Institute of Criminology Drug Use Monitoring in Australia                              | Baseline year: 2013–14<br>Detainees who tested positive for drug use based on urinalysis: 73 per cent  |
| 4. Reduction in the number of victims of drug-related incidents   | AIHW NDSHS  | Baseline year: 2016 <ul style="list-style-type: none"> <li>• Victims of illicit drug-related incidents in the last 12 months: 9.3 per cent</li> <li>• Victims of alcohol-related incidents in the last 12 months: 22.2 per cent</li> </ul>   |
| 5. Reduction in the drug-related burden of disease, including mortality                                 | AIHW Australian Burden of Disease Study   | Baseline year: 2011 <ul style="list-style-type: none"> <li>• Illicit drugs: 1.8 per cent</li> <li>• Alcohol: 5.1 per cent</li> <li>• Tobacco: 9.0 per cent</li> </ul>  |

Source: National Drug Strategy (2017–2026), p. 41, available from [https://www.health.gov.au/sites/default/files/national-drug-strategy-2017-2026\\_1.pdf](https://www.health.gov.au/sites/default/files/national-drug-strategy-2017-2026_1.pdf) [accessed 27 August 2019].

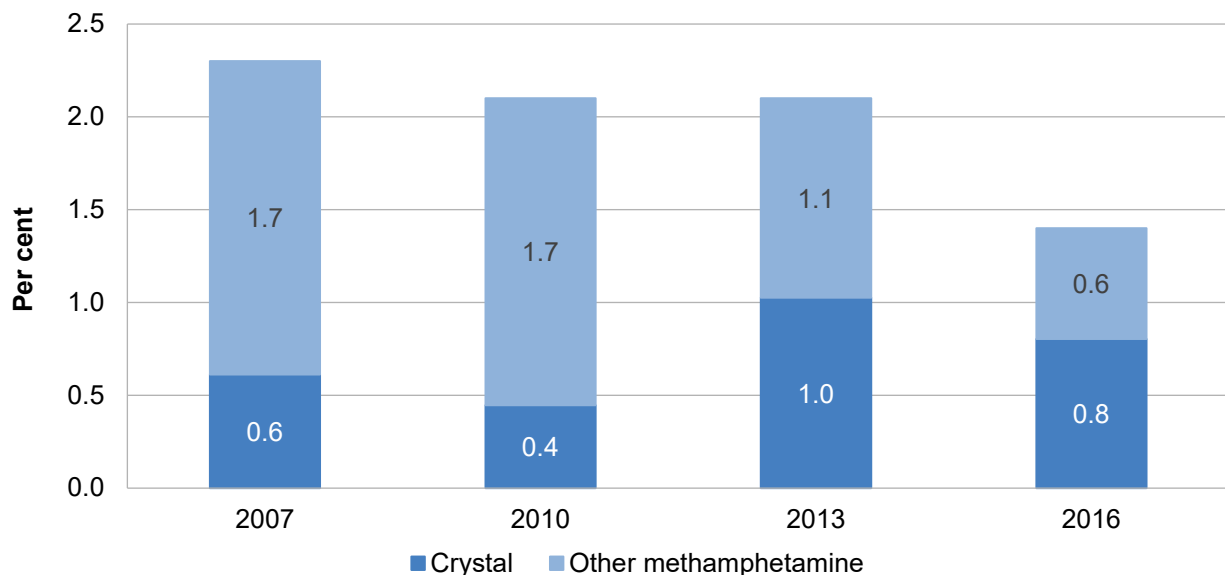
## Appendix 4 Publicly available data relevant to the NIAS goal and objective

1. The following graphs present publicly available data relevant for reporting on aspects of the NIAS goal and objective.

2. One aspect of the goal of the NIAS is to 'reduce the prevalence of ice use'. There are three potentially relevant NDSHS responses to questions about crystal methamphetamine use.

3. First, the NDSHS reports on the number of people aged 14 years and over who self-reported recent meth/amphetamine and crystal methamphetamine in the past 12 months (Figure A.1). The proportion of the Australian population who reported recent meth/amphetamine use has declined over time. For those who reported recent meth/amphetamine use, there is a higher proportion of people reporting crystal methamphetamine use compared other forms of meth/amphetamine.

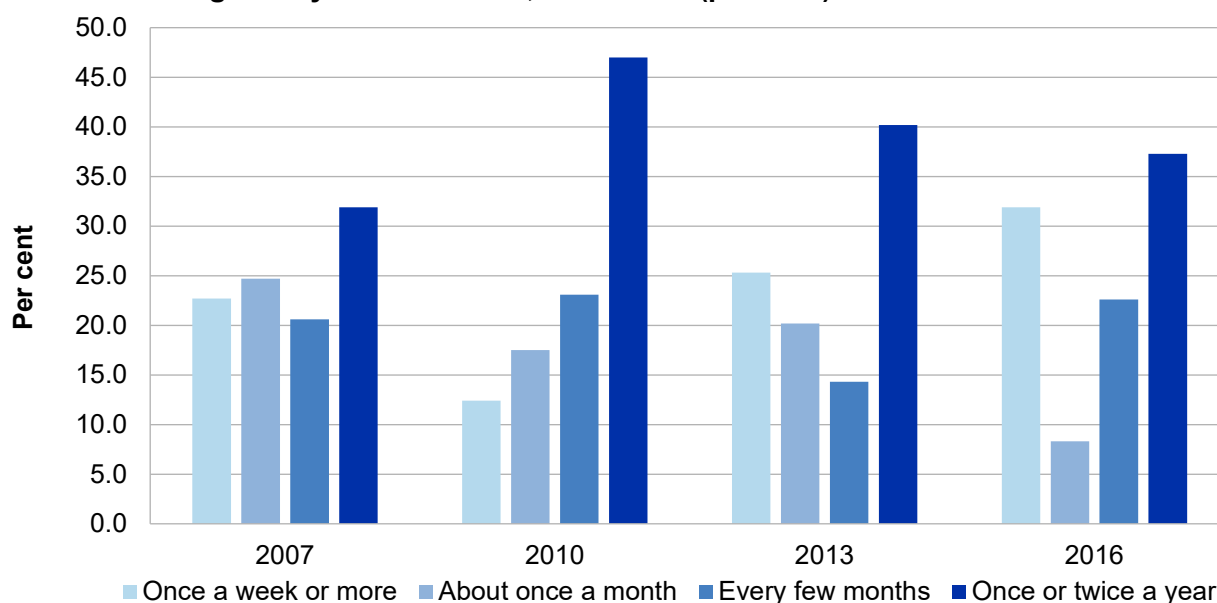
**Figure A.1: Percentage of Australians aged 14 years and over reporting recent use of meth/amphetamine and crystal meth/amphetamine, 2007–2016 (per cent)**



Source: ANAO analysis of the NDSHS 2016, Table 5.45.

4. Second, the NDSHS reports on the frequency of crystal methamphetamine use for people aged 14 years and over who reported recent use (Figure A.2).

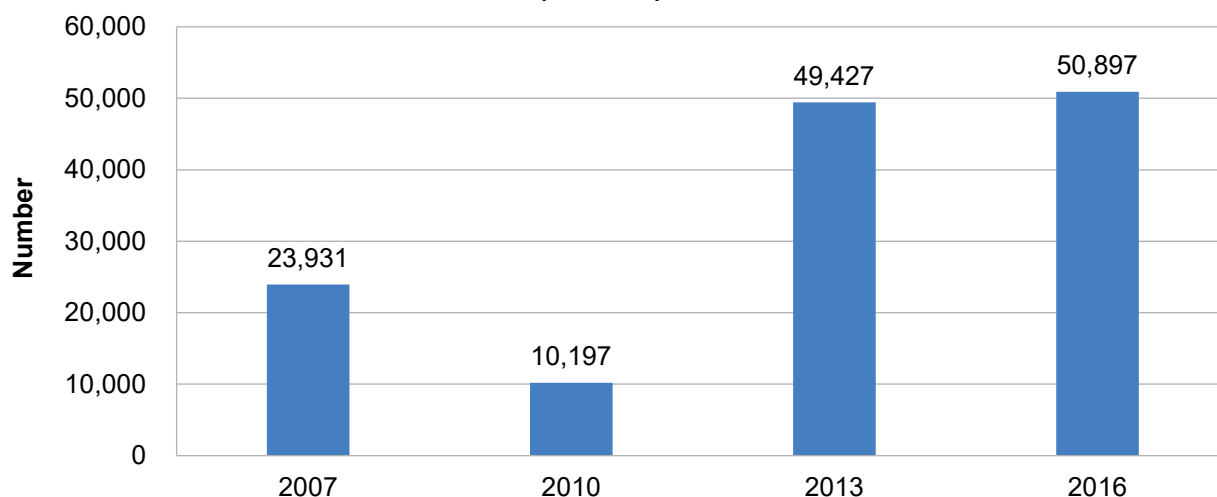
**Figure A.2: Frequency of crystal methamphetamine use for people reporting recent use, aged 14 years and older, 2007–2016 (per cent)**



Source: NDSHS 2016, Table 5.44.

5. Third, the number of people reporting recent crystal methamphetamine use in the Australian population can be estimated using NDSHS data and ABS estimated resident population data. The estimated number of people who have reported recent crystal methamphetamine use in the Australian population who are using at least once a week has increased from 10,197 in 2010 to 49,427 in 2013, remaining largely stable in 2016 at 50,897 (Figure A.3).

**Figure A.3: Estimated number of Australians aged 14 years and over self-reporting using crystal methamphetamine in the last 12 months and using at least once a week, 2007–2016 (number)<sup>86</sup>**

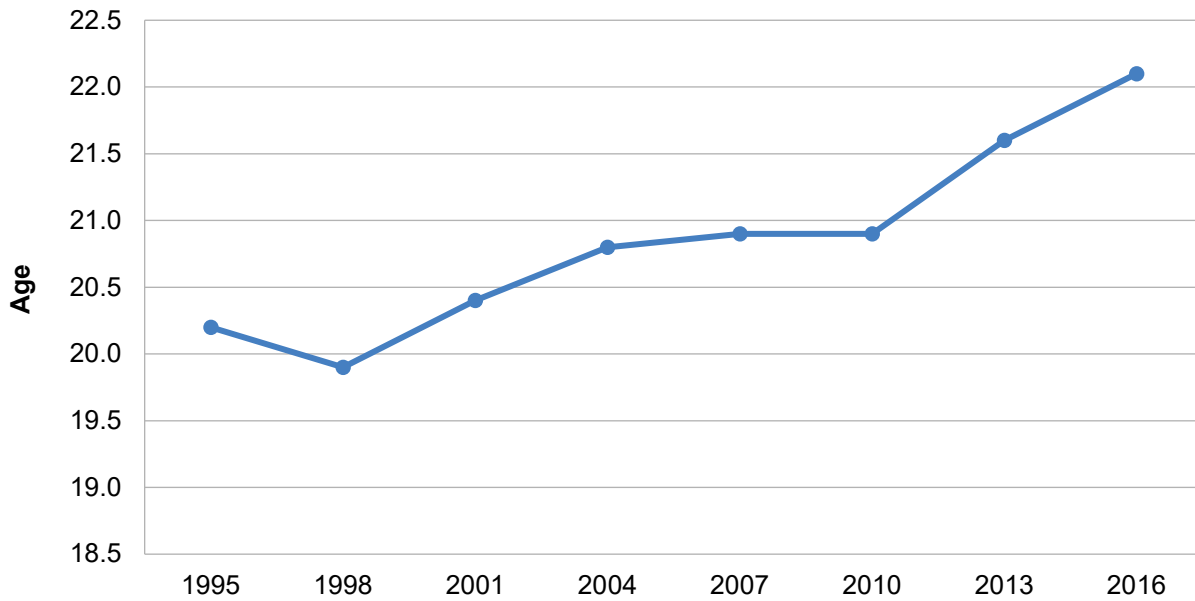


Source: ANAO analysis of NDSHS 2016, tables 5.44, 5.45 and 10.8; NDSHS 2013 table 10.6; NDSHS 2010 page 248 and NDSHS 2007 page 120.

<sup>86</sup> An estimate of the number of people using crystal methamphetamine calculated from the estimated residential population for 2016 published in Table 10.7 of the Australian Institute of Health and Welfare, *National Drug Strategy Household Survey 2016: detailed findings*, AIHW, 2017.

6. One aspect of the NIAS objective is to ‘stop those from using ice in the first place’. The headline indicator for the NDS 2017–2026 is ‘to increase the average age of uptake of drugs’ as a measure of preventing the uptake and/or delaying the onset of use of alcohol and other drugs. The average age for those who have used meth/amphetamine at some point over their lifetime has been steadily increasing over the past ten years (Figure A.4). Data for the average age of first trying crystal methamphetamine is not available from the NDSHS.

**Figure A.4: Average age of initiation<sup>87</sup> of lifetime meth/amphetamine use, people aged 14 or older, 1995–2016 (years)**



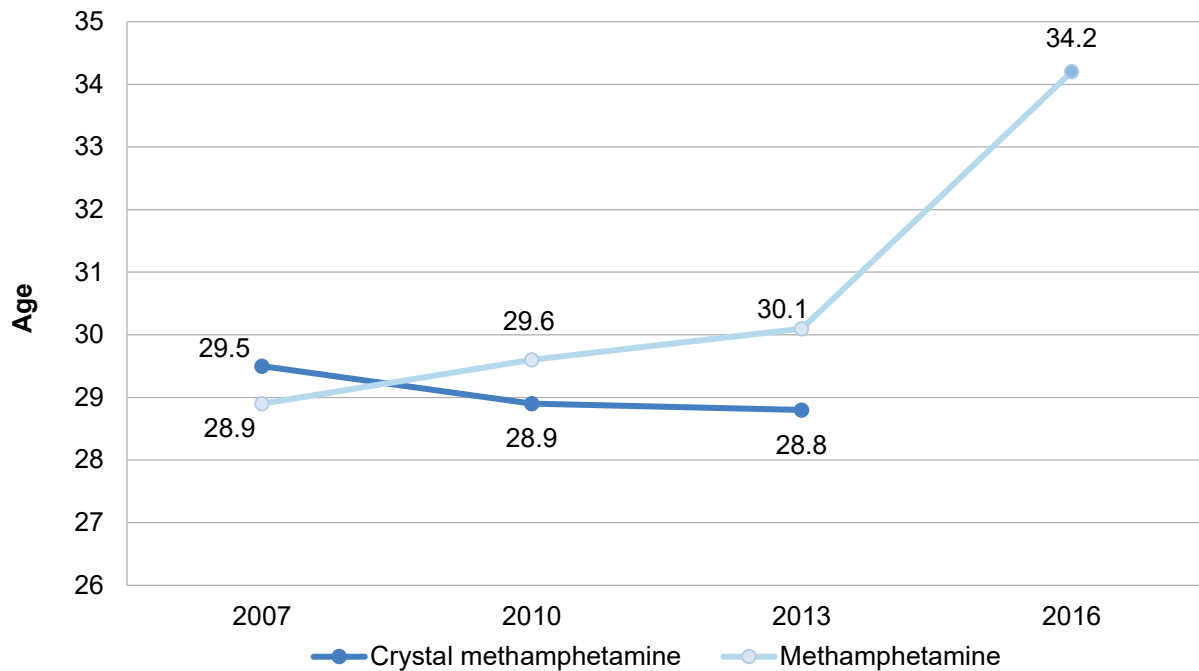
Source: NDSHS 2016, table 5.11.

7. Data for the average age of people reporting recent meth/amphetamine use is publicly available, and the average age of people reporting recent use for crystal methamphetamine was included in the National Ice Taskforce final report<sup>88</sup> calculated from unpublished data sourced from the NDSHS. The average age of people reporting recent meth/amphetamine use has been increasing over time, while the average age for people reporting recent crystal methamphetamine has been decreasing overtime (Figure A.5). Data for the average age of people reporting recent crystal methamphetamine use sourced from the 2016 NDSHS is not publicly available.

<sup>87</sup> Initiation refers to age first tried or used drug.

<sup>88</sup> National Ice Taskforce, *National Ice Taskforce Final Report*, Commonwealth of Australia, 2015.

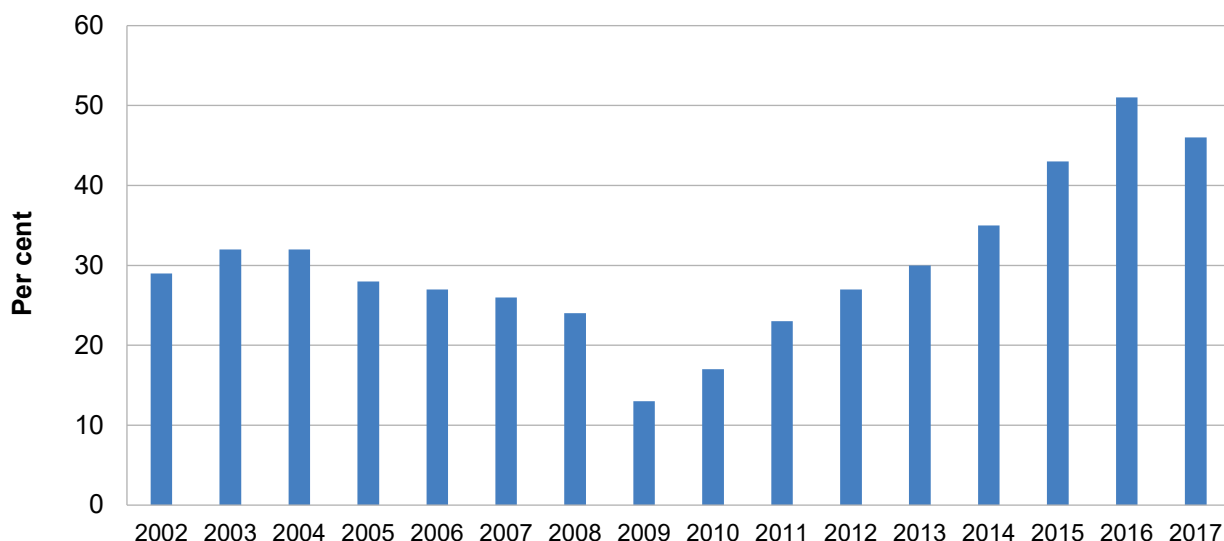
**Figure A.5: Average age of people reporting recent methamphetamine use 2007–2016 and crystal methamphetamine use 2007–2013 (years)**



Source: Methamphetamine Data – NDSHS 2016 table 5.13; Crystal Methamphetamine Data – Final Report of the National Ice Taskforce 2015, p44.

8. The DUMA report includes data on the proportion of a sample of police detainees who, using urinalysis, tested positive for methamphetamine. The proportion of detainees testing positive for methamphetamine trended downwards between 2002 and 2009, and has since been trending upwards, with a decline between 2016 and 2017 (Figure A.6).

**Figure A.6: Sampled police detainees testing positive to methamphetamine use via urinalysis, 2002–2017 (per cent)**

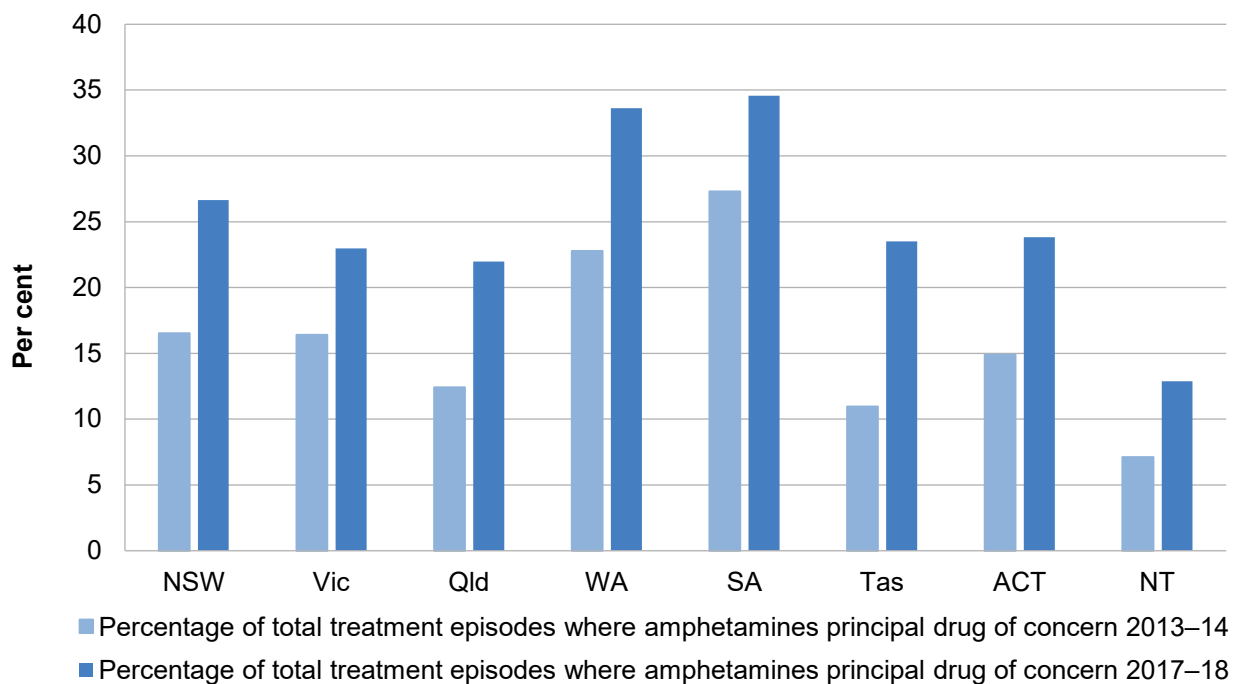


Source: *Drug use monitoring in Australia: Drug use among police detainees, 2017*, table B6: methamphetamine use among police detainees, 2002–2017.

## Appendix 5 Publicly available data on AOD treatment services

1. Funding for treatment services under the NIAS commenced in 2016–17, with all 31 Primary Health Networks commissioning services that were being delivered by December 2017.
2. Data from the Australian Institute of Health and Welfare (AIHW) Alcohol and Other Drug Treatment Services (AOTS) National Minimum Data Set (NMDS) indicates that the proportion of people seeking treatment whose principal drug of concern is amphetamine increased between 2013–14 and 2017–18 (Figure A.7).

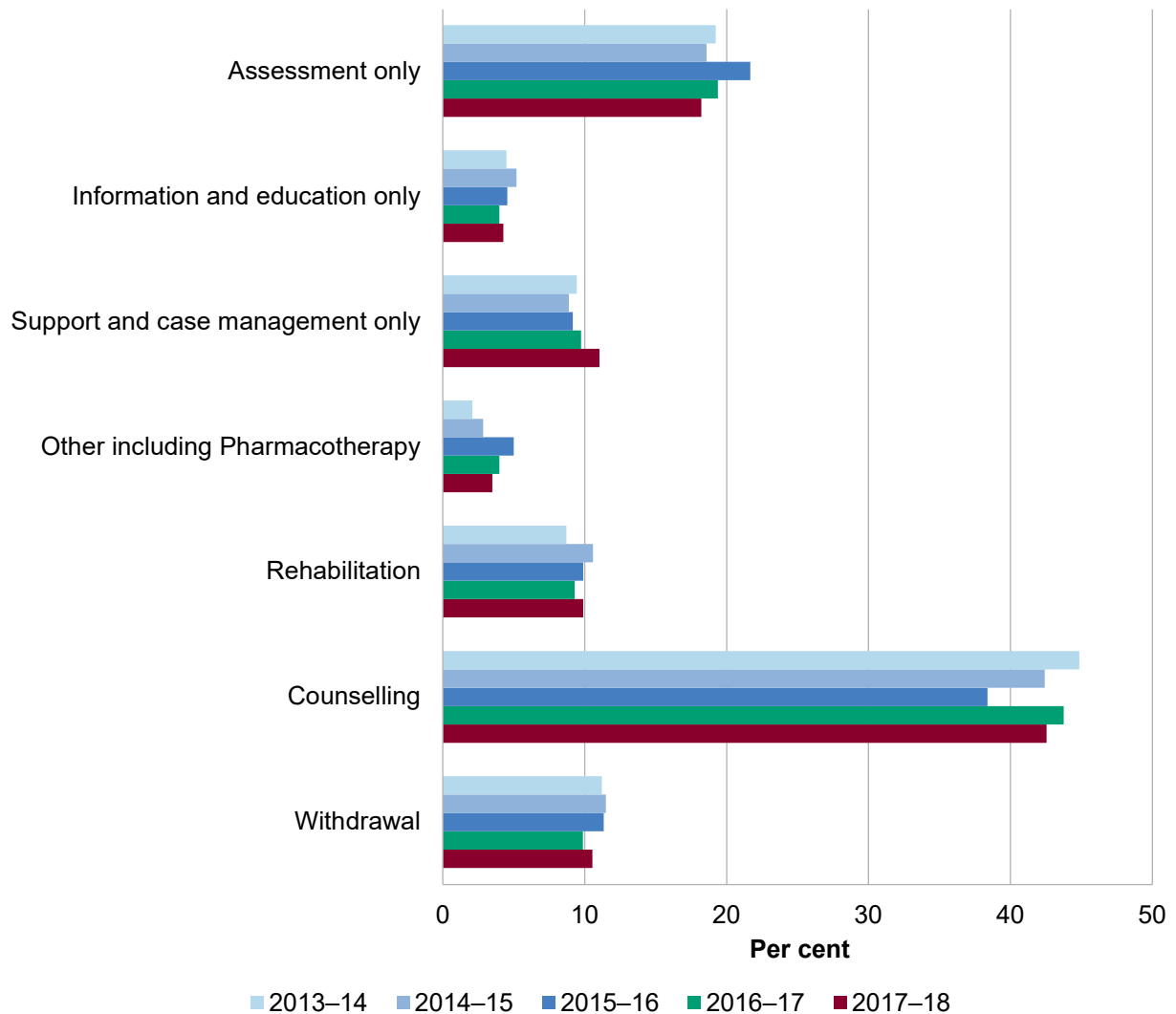
**Figure A.7: Proportion of treatment episodes where amphetamine is the principal drug of concern, by jurisdiction, 2013–14 to 2017–18 (per cent)**



Source: Australian Institute of Health and Welfare Alcohol and other drug treatment services in Australia, Data Cube: Closed treatment episodes for clients own drug use by principal drug of concern, 2017–18.

3. The main type of treatment for those whose principal drug of concern is amphetamine is counselling, followed by assessment, and there has been no change between 2013–14 and 2017–18 (Figure A.8).

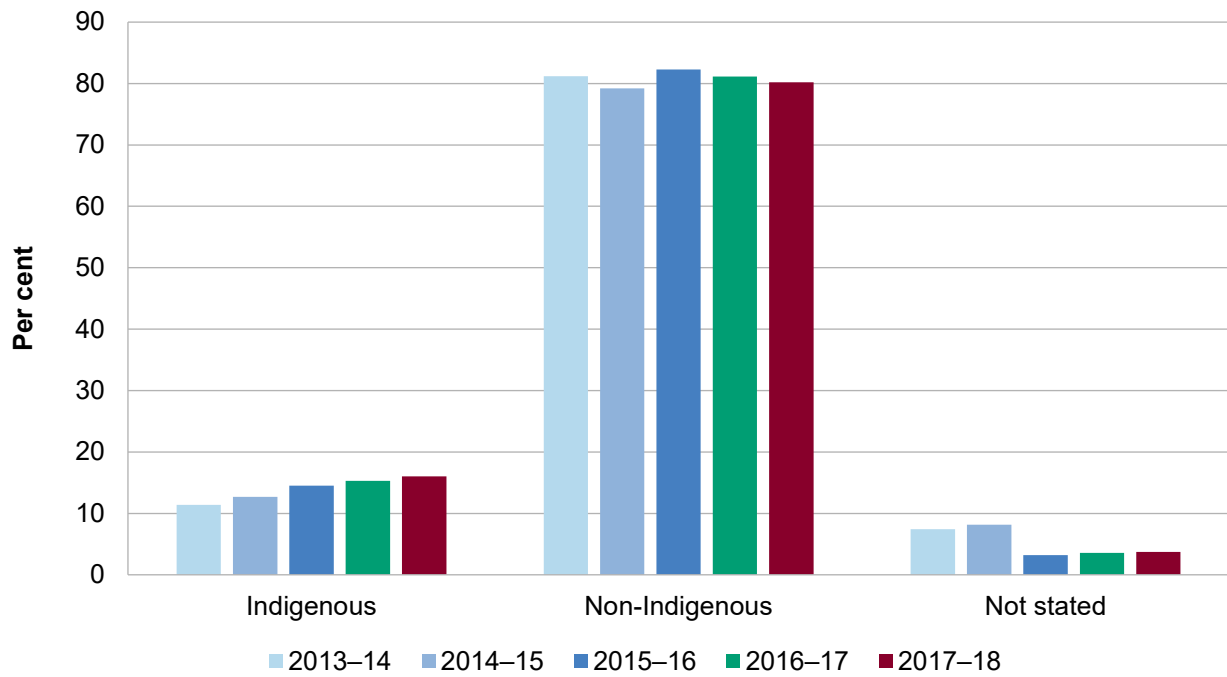
**Figure A.8: Main treatment type for clients whose principal drug of concern is amphetamine 2013–14 to 2017–18 (per cent)**



Source: Australian Institute of Health and Welfare Alcohol and other drug treatment services in Australia 2017–18, Data Cube: Closed treatment episodes for clients own drug use by principal drug of concern, 2017–18.

4. There has been no change in the proportion of treatment episodes for those whose principal drug of concern is amphetamine by Indigenous status between 2013–14 and 2017–18 (Figure A.9).

**Figure A.9: Closed treatment episodes by Indigenous status, clients whose principal drug of concern is amphetamine 2013–14 to 2017–18 (per cent)**



Source: Australian Institute of Health and Welfare Alcohol and other drug treatment services in Australia 2017–18 data table SD.5 Drugs (Episodes).